



YEAR 3 ANNUAL REPORT AND YEAR 4 WORK PLAN

Pacific-European Union Marine Partnership (PEUMP)
Programme

AUGUST 31, 2021

THE PACIFIC COMMUNITY (SPC)

In collaboration with the Forum Fisheries Agency (FFA), the Secretariat of the Pacific Regional Environment Programme (SPREP) and the University of the South Pacific (USP)

Table of Contents

1. EXECUTIVE SUMMARY	5
2. INTRODUCTION	8
3. MAIN ACCOMPLISHMENTS	10
3.1. KRA 0.3 Maritime Boundary Delimitation	10
3.2. KRA 1: Scientific and Management Advice for Oceanic Fisheries	15
3.3. KRA 2: Economic Benefits from Sustainable Tuna Fishing	20
3.4. KRA 3: Sustainable Management of Coastal Fisheries	22
3.5. KRA 4: Illegal, Unreported and Unregulated (IUU) Fishing	33
3.6. KRA 5: Sustainable Utilisation of Coastal and Marine Biodiversity	35
4. GENDER, HUMAN RIGHTS, AND POVERTY REDUCTION.....	50
5. COMMUNICATION AND VISIBILITY	66
6. REPORTING AND PROGRAMME MANAGEMENT	70
7. RISKS AND CHALLENGES WITH ADAPTIVE SOLUTIONS	75
ANNEX 1: FINANCIAL PROGRESS.....	82
ANNEX 2: DETAILED VISIBILITY ACTIVITIES BY KRA, MEDIA TRACKER AND ANALYTICS..	118
ANNEX 3: M&E LOGFRAME INDICATOR PROGRESS (INCLUDING KRA 6).....	125
ANNEX 4: YEAR 4 WORKPLAN	138
ANNEX 5: KRA6 ANNUAL REPORT – UNIVERSITY OF THE SOUTH PACIFIC	166

Acronyms

ACP	African, Caribbean and Pacific states
BIEM	By-catch and Integrated Ecosystem Management
CA	Competent Authority
CEAFM	Community-based Ecosystem Approach to Fisheries Management
CITES	Convention on International Trade in Endangered Species of Wild Fauna and Flora
CPD	Continuing Professional Development
CROP	Council of Regional Organisations in the Pacific
DFAT	Department of Foreign Affairs and Trade, Government of Australia
DMRAO	Duly Mandated Regional Authorising Officer
PACP	(Pacific) African Caribbean Pacific states
EEZ	Exclusive Economic Zone
EM/ER	Electronic Monitoring/Electronic Reporting
EU	European Union
FAD	Fish Aggregating Device
FAME	Fisheries, Aquaculture and Marine Ecosystems
FFA	Forum Fisheries Agency
FFC	Forum Fisheries Committee
FSM	Federated States of Micronesia
GESI	Gender Equality and Social Inclusion
GIS	Geographic Information System
HIES	Household Income and Expenditure Survey
HRBA	Human Rights Based Approach
IUCN	International Union for the Conservation of Nature
IUU	Illegal, Unreported, Unregulated fishing
KRA	Key Result Area
LMMA	Locally Managed Marine Areas Network
MCS	Monitoring, Control, Surveillance
MEL	Monitoring, Evaluation and Learning
MoA/U	Memorandum of Agreement/Understanding
MSC	Marine Stewardship Council
MSP	Marine Spatial Planning
NAO	National Authorising Officer
NDF	Non-Detriment Finding
NGO/CSO	Non-governmental Organisation/Civil Society Organisation
NPoA	National Plan of Action
PAGODA	Pillar Assessed Grant and Delegation Agreement
PCG	Programme Coordination Group

PEUMP	Pacific-European Union Marine Partnership
PICTs	Pacific Island Countries and Territories
PITIA	Pacific Islands Tuna Industry Association
PLANET	Participation, Link to Rights, Accountability, Non-Discrimination, Empowerment and Transforming Social Norms
PMU	Programme Management Unit
PNA	Parties to the Nauru Agreement
PNG	Papua New Guinea
RMI	Republic of the Marshall Islands
ROM	Results Oriented Monitoring
RRRT	Regional Rights Resource Team
SDGs	Sustainable Development Goals
SDP	Social Development Programme
Sida	Swedish International Development Agency
SLA	Service Level Agreement
SPC	Pacific Community
SPREP	Secretariat of the Pacific Regional Environment Programme
TOR	Terms of Reference
TVET	Technical and Vocational Education and Training
USP	University of the South Pacific
VMS	Vessel Monitoring System
WCPFC	Western and Central Pacific Fisheries Commission
WCPFC SC	Western and Central Pacific Fisheries Commission Scientific Committee
WCPO	Western and Central Pacific Ocean
WWF	World Wide Fund for Nature

1. Executive Summary

The Pacific–European Union Marine Partnership (PEUMP) Programme is a EUR 45M initiative with the specific objective ‘to support sustainable management and development of fisheries for food security and economic growth, while addressing climate change resilience and conservation of marine biodiversity’ and integrating Gender and Human Rights Based Approaches across the Programme in 15 (Pacific) African, Caribbean and Pacific (ACP) states (PACPs). The Year 3 implementation period covered from 1 July 2020 through 30 June 2021.

In a similar twist of fate to Year 2, Year 3 of the programme has been challenging with many activities in-country affected by the impact of the pandemic on travel in the region. Despite this, the programme has continued to contribute positively to the region by adapting where required and innovating when practicably possible across its broad area of cover in the six KRAs.

PEUMP supported the maritime boundaries team, as part of a greater consortium of partners, in delivering their critical work in the delimitation of maritime boundaries between states in the region. Evidence of this progress is on the technical advice provided for the Fiji-Solomon Islands boundary treaty agreement to both countries. The subsequent endorsement of the draft maritime boundary treaty by the Fiji Parliament on the 9th February 2021, gives Fiji the green light to sign the shared maritime boundary with the Solomon Islands. Both countries are now a step closer to their final goal having agreed to sign the draft treaty and the programme looks forward to this happening in the early part of 2022. Also, in contribution to the Pacific regional fisheries monitoring, control and surveillance (MCS) activities of the Forum Fisheries Agency (FFA), the team delivered a second phase of dataset to FFA as one of the main outputs of the programme’s maritime boundaries work. The provision of the dataset includes the inner limits of a member states maritime boundaries establishes the rights and responsibilities and a key contribution to good ocean governance on member states territorial seas (12 nautical miles) and contiguous zone (24 nautical miles).

In terms of high quality scientific management advice for decision making on oceanic fisheries, led by SPC Oceanic Fisheries Programme, PEUMP has contributed positively to the region and an example of this is the various assessments and reports provided to the WCPFC Scientific Committee. These include estimation of bycatch associated with purse seine fisheries, bycatch vulnerability analysis tested for WCPFC shark species. Work on the study of micronekton biodiversity to support identification of tuna prey and improve our understanding of ecosystems for modelling purposes is continuing through analysis of micronekton from regional research voyages (MARACAS and ESSTECH) and analysis of large pelagic fish stomachs. PEUMP supported the cruises through staff time and also supported the analyses. Data analyses and statistics of tuna diet have started, with the aim of developing indicators informing on the state of the WCPO ecosystem supporting the wider tuna fishery in the region. Research to address biological uncertainties in tuna stock assessment models included the drafting of a genetics standard operating procedure to standardize population genetic sampling, handling and assessments for Pacific tuna fisheries. PEUMP contributed to the Central Pacific tuna tagging cruise in 2020, despite the COVID travel restrictions. The subsequent report on this

cruise was presented to the Pacific Tuna Tagging Programme (PTTP) steering committee at the 16th WCPFC Scientific Committee. The Tuna Fisheries Assessment Report indicates all four tuna stocks (bigeye, skipjack, yellowfin and South Pacific albacore) are classed as not overfished and not subject to overfishing. Discussions on the TRP values for both skipjack and South Pacific albacore are ongoing, based upon new information from the latest stock assessments. In turn, for South Pacific albacore discussions are ongoing on how to recover the stock to levels that will achieve the fishery profitability desired under that TRP. The programme supported two Pacific Island Fisheries Professionals in successfully completing work attachments at SPC FAME in year 3 where they both worked on examining bycatch species and the purse seine fishery sustainability amongst other things in an exciting year with SPC.

The KRA on Economic Benefits from Sustainable Tuna Fishing led by FFA, continued to provide technical support to FSM and RMI respective competent authorities in meeting sanitary market access & EU market access certification. Four countries (Fiji, PNG, Kiribati and Solomon Islands), still have access to the EU markets for fish and fisheries product exports at the end of year 3. Solomon Islands and Samoa received assistance with development of FAD Management Plan and Fisheries Policy through a number of workshops in year 3 and plans made for the next phase of the development of the Solomon Islands National FAD Management Plan in year 4 of the programme. The development process for a National Fisheries and Aquaculture Policy for Samoa saw two (2) workshops held during the current reporting period. The first workshop was a 1-day internal Issues Identification Workshop for Samoa Fisheries Division Staff (F-11; M-22); the second workshop, with the objective being for Samoa Fisheries Division Senior Management (F-8; M-10) to develop the policy framework and agree to a draft policy timeframe and outline. Stakeholder consultations to consider the 'Zero Draft Samoa National Fisheries and Aquaculture Policy' began on 28 & 29 June 2021 for stakeholder government ministries (F-20; M-25) and the fishing industry (F-24; M-24), respectively. Community consultations were scheduled for year 4. In Papua New Guinea a PNG NFA Observers/PNG FIA Coordinators Training for Monitoring MSC Certified Tuna was held in Lae. The training was aimed at enabling NFA Observers and FIA to develop and align their respective standard operating procedures (SOP) regarding traceability requirements of the MSC standard, following the achievement of MSC Certification of the PNG FIA purse seine Skipjack and Yellowfin tuna fishery. FFA PEUMP supported the costs of airfare and involvement of its personnel at the training. In terms of employment in tuna fisheries and related sector growth has been at a slower rate than expected. In the 4 years to 2019 employment increased by around 4,800 primarily driven by an increase of around 4,600 jobs across the processing and harvest sectors. The impact of COVID-19 on the processing sector servicing the fresh tuna market makes it appear unlikely the Roadmap goal of an increase in employment of 18,000 over 10 years or the Taskforce target of an increase of 9,000 over 5 years will be achieved.

The programmes support through SPC on Sustainable Management of Coastal Fisheries (KRA3) in Year 3, has focussed on: adjusting the workplans to the significant impacts resulting from the ongoing coronavirus travel restrictions and lockdowns imposed across the PACP region. Adaptations include providing high quality scientific, data, technical, information and management related support and capacity building to the PACPs through innovative online portals, web-based materials and courses, applications, and virtual workshops and meetings; facilitating a highly consultative process to develop the Pacific Regional Framework for Action on Scaling-up Community-based Fisheries Management; progressing the CEAFF community engagement

components through the LMMA Network and local partners in four Melanesian PACPs; and producing and disseminating a broad range of targeted information and awareness materials.

The programme supported efforts to combat Illegal, Unreported and Unregulated (IUU) Fishing (KRA4) in the region through FFA which focuses on enhancing monitoring, control and surveillance (MCS) efforts of both oceanic and coastal fisheries (now in collaboration with SPC on coastal fisheries), improving legislation, access to information and effective marine management. Nauru and Tuvalu were supported in updating their National Plan Of Action on IUU. FFA PEUMP is supporting the work of a consultant who will be inserted on board a fish carrier vessel to deploy and oversee electronic equipment (electronic scales and electronic monitoring cameras) for monitoring of transshipment activities involving long-line vessels to fish carrier vessels at sea. A draft contract has been developed and will be finalised for implementation in Year 4. The number of people trained to deal with IUU incidents with prosecutions, sanctions and maritime boundary was a total of 182 people (76 female; 106 male) had been trained through the KRA 4 FFA trainings and SPC's maritime boundary trainings against a target of 80 people by 2023 for this specific indicator. A great achievement by the programme working across FAA and SPCs GEM Division

Under KRA 5 led by SPREP the programmes efforts focussed on Sustainable Utilisation of Coastal and Marine Biodiversity. Amongst other accomplishments, the regional turtle extinction risk assessment work activities were progressed. The work has been phased to enable input from stakeholder group representatives on how the results of this assessment could be used to support turtle conservation work at community, national and regional level, including through a specially convened one-hour side event on the final day of the 10th Pacific Islands Conference – Nature Conservation and Protected Areas, which was held virtually from 24 to 27 November 2020. Culminating in February 2021 Dr. Pilcher submitted a comprehensive literature review on the status of sea turtles in the Pacific Ocean which has informed the development of the extinction risk assessment model for sea turtle regional management units in the Pacific. The outputs of the model are expected in July 2021 and will be peer reviewed prior to publication in a scientific journal. A positive impact by the programme for the region.

Progress towards developing one coastal plan in Fiji continued to be delayed in Year 3 with no implementation of integrated ridge to reef management or climate change adaptation activities undertaken. However, despite three State of Emergencies being declared during the year due to two Category 5 storms and a second wave of COVID-19 since April 2021 progress was made in confirming the focal site and the governance and management of the work. Progress towards developing four coastal plans in Vanuatu was much more significant, although continued to be delayed by poor weather and declaration of State of Emergencies due to COVID 19.

In terms of the key cross cutting component Gender, Human Rights, and Poverty Reduction, year 3 focussed on the advancement of integrating gender, social inclusion, poverty reduction and human rights-based approaches across the programme. This was provided through technical advice and mainstreaming support at regional and national level while capacity building activities continued through refresher training and ongoing mentoring as well as accommodating the increased demand for training opportunities for national fisheries agencies. In addition, the Gender and Human Rights Specialist proceeded with the development of guiding tools for key audiences as well as research related activities.

In Year 3, PEUMP continued to build on implementing its Communications and Visibility Strategy, focussing on targeted and well-planned content to support the programme's work and demonstrate the impact of the SPC-EU-Sweden and co-delegates partnership. Whilst events with in person attendance have been rare in year 3 the new norm of virtual events and participation in webinars, workshops and conferences have required the same effort from all partners in ensuring visibility is maximised for the programme. More details are available in section 5 and Annex 2 of this report

The Year 4 workplan is reflective of the programmes ambitions that is both realistic and cautious as the region slowly begins to step out of the shadows of the pandemic. It is also reflective of the programmes longer terms plans with the 2 year no cost extension application to the current timeline in development for submission in year 4.

2. Introduction

The Pacific–European Union Marine Partnership (PEUMP) Programme is an initiative that supports sound ocean and coastal governance, with a focus on biodiversity protection and the sustainable use of fisheries and other marine resources, integrating Gender and Human Rights Based Approaches across the programme in 15 (Pacific) African, Caribbean and Pacific (ACP) states (PACPs)¹.

The EUR 45M Programme is financed by the European Union (EUR 35M) and the Government of Sweden (EUR 10M) through additional co-financing. The Programme runs from 1 July 2018 until 31 March 2023.

The PEUMP Programme overall objective is to ‘improve the economic, social and environmental benefits for 15 P-ACP states arising from stronger regional economic integration and the sustainable management of natural resources and the environment.’ The specific objective is to ‘support sustainable management and development of fisheries for food security and economic growth, while addressing climate change resilience and conservation of marine biodiversity.’

The Programme adopts an integrated and multi-sectoral approach, with inter-related components implemented by several agencies at the regional, national and local levels, revolving around six Key Result Areas (KRAs) and the Programme Management Unit (PMU) as shown in Figure 1.

The six KRAs are aligned with the two focal sectors of the regional roadmap – oceanic and coastal fisheries and are as follows:

Oceanic Fisheries

- **KRA 1** - High quality scientific and management advice for oceanic fisheries provided and utilised at regional and national levels (led by SPC).

¹ Cook Islands; Fiji; Federated States of Micronesia; Kiribati; Nauru; Niue; Palau; Papua New Guinea; Republic of the Marshall Islands; Samoa; Timor Leste; Tonga; Tuvalu; Solomon Islands; Vanuatu.

- **KRA 2** – Inclusive economic benefits from sustainable tuna fishing increased through supporting competent authorities and strengthening private sector capacities to create decent employment (led by FFA).

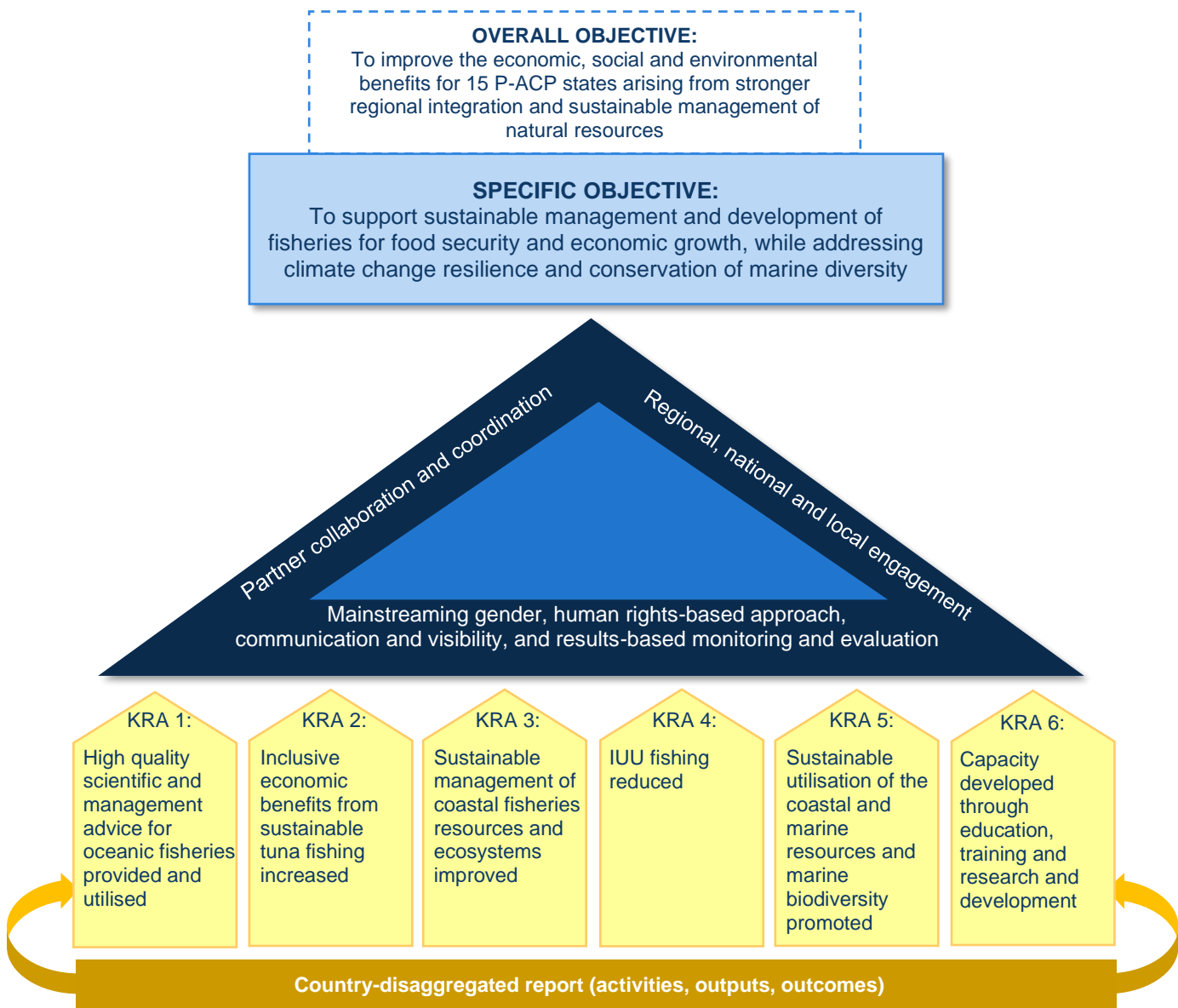


Figure 1: PEUMP Programme Framework

Coastal Fisheries

- **KRA 3** – Sustainable management of coastal fisheries resources and ecosystems improved through better quality scientific information, legal advice, support, mentoring and empowerment at community level (led by SPC).

Coastal and Oceanic fisheries

- **KRA 4** – IUU fishing reduced through enhanced monitoring control and surveillance of oceanic fisheries, improved legislation, access to information, and effective marine area management (led by FFA).
- **KRA 5** - Sustainable utilisation of the coastal and marine biodiversity promoted through improving marine special planning, increasing climate change resilience, enhancing conservation, mitigation and rehabilitation measures (led by SPREP).

Capacity development

- **KRA 6** - Capacity built through education, training and research and development for key stakeholder groups in fisheries and marine resources management (led by USP).

Overall programme coordination and reporting is undertaken through the KRA 0 - Programme Management Unit (led by SPC) along with the programme's cross-cutting components such as mainstreaming of gender and human rights-based approach, assistance with delimitation and negotiation of maritime boundaries, and coordination of communication and visibility actions.

This report outlines the PEUMP Programme implementation progress for Year 3 covering the period 1 July 2020 through to 30 June 2021. The report chronicles the Programme's main accomplishments, presents the technical implementation and financial progress against targets, and lays out the Work Plan for Year 4 for KRAs 0-5, which is implemented under a Pillar-Assessed Grant or Delegation Agreement (PAGODA) Co-delegation Agreement with the Pacific Community (SPC), the Forum Fisheries Agency (FFA) and the Secretariat of the Pacific Regional Environment Programme (SPREP). The progress report for KRA 6 - implemented through a separate PAGODA Grant agreement between the EU and the University of the South Pacific (USP), is attached as Annex 6 of this report.

3. Main Accomplishments

This chapter showcases the main accomplishments by each Key Results Area (KRA) during Year 3 of implementation. Each accomplishment is reported against the corresponding indicator within the PEUMP logical framework² (the indicator is bracketed after each accomplishment title statement). The PMU Monitoring, Evaluation and Learning Specialist developed the data collection tools and worked with each of the KRA teams to collect the relevant data that enabled the reporting of the following main accomplishments. This chapter also displays 'impact highlights' that allude to success stories from some of the beneficiaries of the PEUMP programme to highlight the impact and results.

3.1. KRA 0.3 Maritime Boundary Delimitation

The focus of this sub-component led by SPC-GEM under KRA 0 is to provide technical assistance with delimitation and negotiation of maritime boundaries of some Programme countries. The following were the highlights of activities in Year 3:

² Annex 3 within this report, shows the cumulative actual progress of each indicator in year 1 (2019) and year 2 (2020) along with the source for verifying this progress. The PEUMP logical framework and indicators were reviewed and revised during 2020 and used here for reporting of the main accomplishments in chapter 3.

3.1.1. Capacity enhanced for 29 participants through the Fiji National Maritime Boundaries workshop (indicator O4.6)

The Fiji National Maritime Boundaries workshop from the 28th September to 2nd October 2020, with a main objective to enhance the capacity of the Marine Affairs Coordinating Committee (MACC) and its stakeholders on the political, legal, scientific, and technical aspects of maritime boundaries and extended continental shelf work. In addition, the workshop aimed to review Fiji's Marine Spaces Act (1977) and Continental Shelf Act (1970), to provide an update on the Resilient Boundaries for the Blue Pacific project and develop a communication and engagement approach in support of the MACC's objectives. Total number of participants were 29 (16 men; 13 women).

The workshop was attended by MACC members from the Office of the Prime Minister, Ministry of Defence, National Policing and Security, Ministry of Economy, Ministry of Waterways and Environment, Ministry of Fisheries, Ministry of Lands and Mineral Resources, Ministry of Commerce, Trade and Tourism, Transport, Office of the Solicitor-General, Republic of Fiji Military Forces, Fiji Navy and the Fiji Navy Hydrography Office. Also in attendance were representatives from regional organisations including SPC, the Pacific Islands Forum (PIFS), the Office of the Pacific Ocean Commissioner (OPOC), and the Intergovernmental Union on the Conservation of Nature (IUCN). In addition, a number of regional Maritime Boundaries Consortium partners and resource people joined the workshop virtually from Pacific Islands Forum Fisheries Agency (FFA), the Australian Attorney General's Office, and Queensland University of Technology (QUT).

3.1.2. One-on-one support provided virtually to countries (indicator O4.6)

Due to travel restrictions, there was no annual maritime boundary workshop held in December 2020 in Sydney. In previous years, these annual workshops brought together countries to discuss their maritime boundary work and access support required to progress this work.

The maritime boundary team have re-strategised and conducted virtual engagement sessions with countries to share the regional update, hear from countries what progress has been made, and identify what assistance and support is needed from the SPC maritime boundary team. The outcomes of the meetings have helped the SPC team to map out the workplan for 2021.

For this reporting year, engagement sessions were conducted with seven countries: Vanuatu, Federated States of Micronesia (FSM), Republic of Marshall Islands (RMI), Kiribati, Cook Islands, Papua New Guinea (PNG), and Niue. There were a combined total of 16 attendees (10 men; 6 women) from these country sessions.

3.1.3. Progressing awareness and agreements on maritime boundary treaties (indicator O4.4)

Fiji - Solomon Islands maritime boundary treaty agreement

During year 3, SPC provided technical advice on the Fiji-Solomon Islands boundary treaty agreement to both countries. The Fiji Parliamentary working group held a virtual meeting with the SPC Maritime Boundary team to discuss the work that has been done on progressing the shared treaty boundary between Fiji and Solomon Islands. The Maritime Boundary team answered questions and clarifications that were raised by the working group members.

The draft maritime boundary treaty was endorsed by the Fiji Parliament on the 9th February 2021, the endorsement gives Fiji the green light to sign the shared maritime boundary with the Solomon Islands.

The Solomon Islands has already gazetted the maritime boundary agreement with Fiji in their Parliament in 2017

Now both Governments have agreed to the signing of the treaty and are hoping to have a virtual signing session within the ambit of the planned Pacific Islands Forums leader meeting early next year 2022.

Samoa - American Samoa maritime boundary treaty

The maritime boundary team conducted technical discussions with Samoa on the Samoa-American Samoa treaty boundary. The support included assisting Samoa in calculating the treaty boundary for negotiation with American Samoa using the maritime delimitation software called GEOCAP. The GEOCAP software was acquired by support of the PEUMP programme. Both countries are waiting on further maritime boundary negotiations.

Nauru

SPC and its consortium partners was able to draft Nauru's maritime legislation called the Nauru Sea Boundary Proclamation. The Maritime Boundary team assisted Nauru through the calculation of territorial seas, contiguous zone and high seas limits and schedule of coordinates for Nauru Sea Boundary Proclamation. The proclamation is with Nauru's Foreign Affairs Office for in-country legislative process and parliamentary approval.

Federated States of Micronesia:

FSM requested a billboard in December 2020 and the Maritime Boundary team developed the information displayed on the billboard that shows the different maritime zones for FSM relative to positioning of islands and atolls locational information together with EEZ turning points.

The billboard is located in the capital, Pohnpei and the purpose is to raise awareness for jurisdictions of the FSM so the public knows where their ocean boundaries are located. FSM is the first country to request a billboard displaying their maritime boundary information.

Support and advice for Fiji's 30% MPA designation:

The team provided support and advice to IUCN and the Fiji Government in progressing Fiji's marine protected area (MPA) consultative process for Fiji's designation of 30% marine area as protected area.

Presentation of maritime boundaries status to the Sub-Committee of Forum Officials Committee

In October 2020, Forum Foreign Ministers approved the establishment of a specialist sub-committee of the Forum Official Committee (FOC) specialist sub-committee of the Forum Officials Committee (FOC) that will facilitate a dedicated Member-driven regional mechanism to support Members' efforts at national, regional and international levels to secure the limits of the Blue Pacific against the impacts of sea-level rise, including on the region's maritime zones. This is the defining issue that will underpin the full realisation of the Blue Pacific Continent, as envisaged by Leaders.

The First Regional Conference on Securing the Limits of the Blue Pacific to support the work of the sub-committee took place on the Friday 27th November 2020 in Suva. The SPC Maritime Boundary team presented the work and progress of negotiating maritime boundary treaties among the Pacific Island countries.

Presentation of maritime boundaries status during the FFA Regional Prosecution workshop

The Regional Fisheries Prosecution virtual meeting workshop was held from February 16th – 19th, 2021.

The workshop focus on maritime zones and rights, duties and jurisdictions of States. It also focused on principles and methods of delimitation and jurisprudence on maritime boundary delimitation. SPC's session updated participants on status of maritime boundaries work under the Regional Maritime Boundaries Project.

Presentation of maritime status to Oceans and Law Breakfast Roundtable

SPC provided a comprehensive brief for EU Ambassador Sujiro Seam in support of his appearance on a Breakfast Roundtable Seminar Series on Oceans and the Law with Victoria University of Wellington held on 15 June 2021.

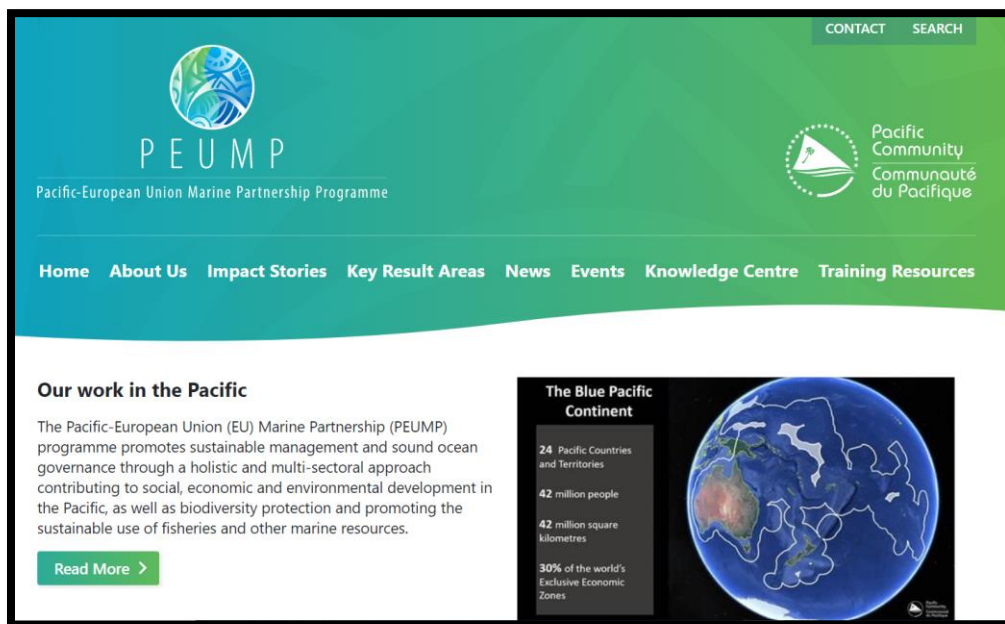
3.1.4 Second phase of datasets developed and provided to FFA to help fisheries monitoring, control and surveillance (indicator O4.5)

The Maritime Boundaries team delivered the second phase of the dataset to the FFA. This is one of the main outputs of the programme's maritime boundary work, and in agreement under the Service Level Agreement (SLA) with FFA. The provision of the dataset includes the inner limits of a member states maritime boundaries establishes the rights and responsibilities and a key contribution to good ocean governance on member states territorial seas (12 nautical miles) and contiguous zone (24 nautical miles). It contributes to the Pacific regional fisheries monitoring, control and surveillance (MCS) activities of Forum Fisheries Agency (FFA). The dataset that was released to FFA includes:

1. Legislated normal (UNCLOS Art.5), straight (UNCLOS Art.7) and archipelagic baselines (UNCLOS Part IV) as individual geofenced area for all FFA members including its metadata.
2. Legislated normal (UNCLOS Art.5), straight (UNCLOS Art.7) and archipelagic baselines (UNCLOS Part IV) as one regional geofenced layer for all FFA members including its metadata.
3. Legislated territorial seas baselines (UNCLOS Art.3) as individual geofenced area for all FFA members including its metadata.
4. Legislated territorial seas baselines (UNCLOS Art.3) as one regional geofenced layer for all FFA members including its metadata.
5. Legislated contiguous zone (UNCLOS Art.33) as individual geofenced area for all FFA members including its metadata
6. Legislated contiguous zone (UNCLOS Art.33) as one regional geofenced layer for all FFA members including its metadata.

Impact Highlight:

New PEUMP Website enable greater access to information



PEUMP programme launched its news website in September, 2020. The website will enable decision makers, research community and target groups in the region to have access to information (scientific research, PEUMP reports, documents, information videos and stories). In the nine months between its launch on the 28th September 2020 and the end of June 2021, the website has had:

- over 1,500 visitors, 61% of which were between the ages of 18 and 34 years old, 46% were female and 54% were male
- A total of 8,109 page views
- A total of 326 documents downloaded with the top 3 documents: PEUMP information leaflet, Year 2 annual progress report and the BIEM (SPREP KRA 5) Vanuatu ridge to reef poster
- Average session each user spends on the PEUMP website is 01:14 minutes
- Bounce Rate: 51.52%
- Most visitors to the website were from (top 10 countries): Australia, Fiji, United States, China, New Caledonia, Solomon Islands, New Zealand, Germany, Belgium and France
- The most popular pages viewed on the website during this time, were the landing and home pages, key results areas, and impact stories

The website, which can be accessed here <https://peump.dev/> contains extensive information on the programme's activities in coastal fisheries, marine biodiversity, oceanic fisheries, education and capacity building and mainstreaming a gender and human rights-based approach in the fisheries sector.

Speaking about the launch of the website, SPC's Director General Dr Stuart Minchin said: *"SPC is pleased to be a key implementing partner of the PEUMP programme, which is doing essential work in the Pacific in promoting sustainable management and sound ocean governance practices. The launch of this website provides*

an invaluable platform for PEUMP to highlight its efforts throughout the region and to fully establish itself as a recognised resource for the many Pacific communities of practice focused on ocean management issues.”

3.2. KRA 1: Scientific and Management Advice for Oceanic Fisheries

This component, led by SPC Oceanic Fisheries Programme, provides high quality scientific advice to support management decision making on oceanic fisheries that has utility at the regional and/or national level. To this end, the following highlights were achieved during Year 3.

3.2.1. Assessments to be provided to Scientific Committees (indicator O1.1)

Estimation of Bycatch

Estimation of bycatch associated with the purse seine fisheries operating in the WCPFC have been completed through a consultancy. The analyses has been prepared for the 2021 WCPFC Scientific Committee meeting (SC17) in August 2021 (year 4) and is available here: <https://meetings.wcpfc.int/node/12542>.

Bycatch Vulnerability Analyses

A revised approach to assessing the risk to bycatch species from fishing has been tested for WCPFC shark species. The analyses has been prepared for the 2021 WCPFC Scientific Committee meeting (SC17) and will focus future regional work in this area. The analysis is available here: <https://meetings.wcpfc.int/node/12607>.

Analyses to better inform state of WCPO ecosystem

Work on study of micronekton biodiversity to support identification of tuna prey and improve our understanding of ecosystems for modelling purposes is continuing by the analysis of micronekton from regional research voyages (MARACAS and ESSTECH) and analysis of large pelagic fish stomachs. PEUMP support for the cruises has been through staff time and support of subsequent analyses.

In order to complement the study of tuna diet, participation in port sampling to collect new stomach samples and to acquire new samples of prey of tuna (Micronekton) has been undertaken during the period.

Data analyses and statistics of tuna diet have started, with the aim of developing indicators informing on the state of the WCPO ecosystem supporting the wider tuna fishery in the region.

New acquisition of biological samples of tuna to study the contamination of plastic and persistent organic pollutants (POP) has also been undertaken in the framework of the related TIP-TOP project. This project will provide knowledge on the bioaccumulation of POPs and the presence of plastics and plastic additives in Pacific tuna and fill the data gap on this subject to enable better knowledge and management of fisheries resources. The project will help support PEUMP objectives for this KRA.

Analyses of ecosystem structure and eddy physics has been completed to evaluate whether eddy type can act as a reliable indicator of structure. This will feed into modelling and advice to the region.

Draft ecosystem indicators have been prepared for consideration the 2021 WCPFC Scientific Committee meeting (SC17) and is available here: <https://meetings.wcpfc.int/node/12606>.

Research to address biological uncertainties in tuna stock assessment models

Genetics/genomics: A genetics standard operating procedure (gSOP) was drafted to standardize population genetic sampling, handling and assessments conducted for Pacific tuna fisheries. The gSOP draws on results from a series of (ongoing) field experiments aimed at evaluating cross-contamination risk associated with at-sea sampling, DNA degradation rates and laboratory handling procedures. A paper on this work has been presented to the 2021 WCPFC Scientific Committee meeting (SC17) and is available here: <https://meetings.wcpfc.int/node/12608>. This work also complements the progress made over the past 12 months on a Close-Kin Mark Recapture (CKMR) study on South Pacific Albacore, being conducted in collaboration with CSIRO, Australia (funded by WCPFC). This study will provide estimates of absolute population size, natural mortality rate, and connectivity across the WCPO, and will help support regional stock assessments as a result. Further details on progress to date can be found in this paper submitted to SC17 - <https://meetings.wcpfc.int/node/12572>.

Tagging and biological sampling: The Central Pacific tuna tagging cruise, to which PEUMP contributed, was completed (2020), despite the travel restrictions arising from the COVID pandemic. A report on this cruise was presented to the Pacific Tuna Tagging Programme (PTTP) steering committee scheduled around the 16th WCPFC Scientific Committee (<https://meetings.wcpfc.int/node/11668>).

Connectivity and mixing in WCPO tunas: The multidisciplinary study on population structure in WCPO skipjack tuna (initiated in 2020) incorporating otolith shape and chemistry, genetics and muscle isotope analyses is progressing on schedule. As of 2 August 2021, all otoliths have now been photographed, sectioned and prepared for chemical analysis to be conducted over the next few months. This work is a collaboration between SPC and several industry partners (CSIRO, Australia; Fish Ageing Services, Australia; the University of Adelaide, Australia; IRD, France). Related work on otolith shape analysis for WCPO yellowfin tuna continues with the same collaborators. In addition, analyses are now completed on a study using empirical dynamic modelling (EDM) on longline CPUE time series to help define yellowfin, albacore and bigeye fishery/stock units. This latter work will be written up for publication in the peer-reviewed literature in the second half of 2021.

Climate sensitivity in WCPO tunas: Projects commenced during 2020 involving SPC and the University of Melbourne, Australia, to estimate the climate sensitivities of WCPO albacore and yellowfin. This work will generate an empirical information base on the temperature dependence of key life history events (e.g. spawning / migration) useful for predicting future climate impacts on tuna behaviour and movement across the region. A PhD student is now engaged on this project and is due to complete at the end of 2024; PEUMP's involvement is through support of the SPC staff member, who is co-supervising the student, given the work will contribute to achieving PEUMP objectives.

Growth variability in WCPO bigeye: Work commenced in January 2021 on a project to compile, integrate and analyse existing biological data on bigeye tuna length and weight, making use of datasets administered by SPC and National Sun Yat-sen University (NSYSU), Taiwan. A primary objective here is to explore spatial variability in bigeye tuna growth parameters across the WCPO, which will inform future stock assessments. Further details can be found in a paper submitted to SC17, available here: <https://meetings.wcpfc.int/node/12541>.

Catch Per Unit Effort modelling

Catch per unit effort (CPUE) modeling of longline catch and effort was advanced over the past year to provide key inputs into the 2021 South Pacific-wide albacore tuna assessment, which will be presented to SC17

(<https://meetings.wcpfc.int/node/12551>). This was a collaborative effort by SPC and the IATTC to expand the spatial domain of the assessment and include the entire South Pacific. In addition, a geostatistical approach was used, and a suite of oceanographic, vessel, and gear characteristics for the contemporary time period explored. These analyses informed the 2021 albacore assessment model and were presented to the SC17 as an information paper (<https://meetings.wcpfc.int/node/12561>).

Effort creep in the purse seine fishery was assessed, as in previous years, with additional analyses presented to the Parties to the Nauru Agreement at their annual Scientific and Technical meeting and provided to the SC17 as an information paper (<https://meetings.wcpfc.int/node/12591>). Effort creep proxies were developed to compare changes in catch rates to changes in the estimated stock size. These analyses suggested that effort creep may be as high as 6% per year, which suggests a substantial increase in effective effort over time.

In 2020, an industry survey was conducted, led by the individual in the Pacific Island Fishery Professional attachment (see KRA 1.6). Given COVID-19 travel limitations, an in-person questionnaire was not possible, so the survey was administered electronically. The resulting information sheds light on the industry perspective surrounding effort creep and purse seine fishing tactics. A summary report has been provided to SC17 as an information paper (<https://meetings.wcpfc.int/node/12592>).

Preliminary analyses have been undertaken to incorporate data from acoustic FAD buoys into the CPUE analyses to derive relative abundance indices for skipjack tuna. In this analysis, we evaluated the acoustic FAD buoy data to identify acoustic signals indicative of skipjack presence or absence. The criteria for this classification were developed by matching to observer and VMS data. We then developed a random forest to predict presence/absence for the full acoustic data set. A 'combined data' model was then derived to simultaneously model presence/absence from the acoustic data with CPUE information from observer collected data, using a spatiotemporal modeling approach. The preliminary results show promise for better informing the model on encounter probability, throughout the spatial domain, and may provide more realistic estimates of abundance and spatial distribution of skipjack. Details of this analysis are presented to the SC17 in the FAD acoustic (Project 88) working paper (<https://meetings.wcpfc.int/node/12590>).

Related to PEUMP, with funding from other sources, the relative efficiency of drifting FAD purse seine sets was investigated using the PNA FAD-tracking database. We matched observer sets to the FAD tracking data to assess whether there were significant increases in catch rates if a vessel fished their own FAD (with or without an echosounder), versus a FAD of another vessel. We hypothesized that acoustic FADs could improve catch rates by providing fishers with more information on the location and relative size of tuna schools associated with drifting FADs. These preliminary analyses suggest that when a vessel sets on their own FAD equipped with an echosounder, the catch rates are generally 3 tonnes larger than when making a set on another vessel's FAD. This advantage may seem small, but when applied across the full fleet, could contribute substantially to effort creep. This analysis is briefly summarized in the FAD tracking information paper provided to SC17 (<https://meetings.wcpfc.int/node/12589>). Further analyses will be undertaken in the coming year to explore these implications.

Journal Publications of analysis of Bycatch

Bias in Shark Catch Reporting. An analysis of the bias in shark catch reporting by observers on purse-seine vessels has been completed. The analyses has been published in the peer-reviewed journal *Ocean and Coastal Management*. (DOI: 10.1016/j.ocecoaman.2021.105637)

National

Palau Bycatch Trends: An analysis of the recent trends in bycatch from tuna longline fisheries in Palau has been completed. The analyses has been submitted for publication in the peer-reviewed journal *Frontiers in Marine Science*.

3.2.2. Status of tuna species in PACP controlled waters are not overfished (indicator SO1.1)

All four tuna stocks (bigeye, skipjack, yellowfin and South Pacific albacore) are classed as not overfished and not subject to overfishing. The Tuna Fisheries Assessment Report^[1] provides the current information on the tuna fisheries of the western and central Pacific and the fish stocks (mainly tuna) that are impacted by them. Discussions on the TRP values for both skipjack and South Pacific albacore are ongoing, based upon new information from the latest stock assessments. In turn, for South Pacific albacore discussions are ongoing on how to recover the stock to levels that will achieve the fishery profitability desired under that TRP.

Discussion of TRP's for all four stocks will occur at the Western and Central Pacific Fisheries Commission (WCPFC) 18th Regular session (<https://meetings.wcpfc.int/meetings/wcpfc18>).

3.2.3. Pacific Island Fisheries Professionals successfully complete work attachment (indicator O1.2)

The two Pacific Island Fishery Professionals from FSM (Mr. Naiten Bradley Phillip) and Cook Islands (Mr. Marino Wichman) successfully completed their PEUMP-supported time at SPC this year, examining bycatch species (KRA1.1), and the purse seine fishery sustainability (KRA 1.5) respectively. Both led and contributed to papers submitted to the 17th Scientific Committee, specifically <https://meetings.wcpfc.int/node/12566> supporting the 2021 SW Pacific swordfish assessment; the bycatch report (<https://meetings.wcpfc.int/node/12607>); and a report on the purse seine industry survey (<https://meetings.wcpfc.int/node/12592>).

Impact Highlight

New handbook applies Gender and Social Inclusion (GSI) lens to Pacific's Fisheries Sector

^[1] The Tuna fisheries assessment report can be viewed and downloaded from the link: <https://oceanfish.spc.int/en/ofpsection/sam/508-tuna-fisheries-assessment-report-no-19>

The Second Edition of the Pacific Handbook for gender equity and social inclusion in coastal fisheries and aquaculture was launched on the 8th March 2021, with the aim to bridge the gender gaps and overcome existing exclusions of marginalised groups that lie within the region's fisheries sector.

In March 2019, the Pacific Community launched the first edition of the handbook with the goal to provide practical guidance to fisheries managers, national fisheries officers and broader fisheries practitioners in the region to integrate gender and social inclusion (GSI) into planning, programming and implementation.



Natalie Makhoul, Gender and Human Rights Specialist at the Pacific-European Union Marine Partnership (PEUMP) Programme, explained that the second edition of the handbook is complimenting and building on the existing handbook through the inclusion of three additional modules. *“The need to make the handbook more practical by presenting more hands-on tools in each module was stressed during gender and fisheries trainings for regional implementing agencies. In doing so, the authors were encouraged to draw from existing tools while bringing in a GSI focus. Therefore, the three additional modules explore fisheries and aquaculture themes from a more hands-on and practical angle such as field work-related interventions at the community level,”* Makhoul explained.

Eren Zink, Senior Programme Manager at the Embassy of Sweden in Bangkok, remarked that *“Because fisheries and marine resources are so central to peoples’ livelihoods, it is essential that these resources are sustainably managed in ways that are inclusive, gender equal and human rights-based. The handbook is an important tool for addressing these overarching concerns in a manner that is both relevant to, and respectful of, the contexts of specific communities and resource users in the Pacific.”*

The new modules explore a human rights-based approach with the aim to strengthen actions of improving gender and social inclusion gaps within the region's coastal fisheries space.

Miles Young, Director of SPC's Human Rights and Social Development (HRSD) division, while speaking at the launch, emphasized that *“The launch of this Handbook is one way that SPC is acknowledging International Women's Day and the Handbook itself is a contribution to gender parity in the region, particularly in the coastal fisheries and aquaculture space. The Handbook poses some challenging questions and requires an examination of the way in which we look at relationships between men and women. I also like the fact it also proposes practical solutions and actions to improving gender equity and social inclusion in the context of coastal fisheries and aquaculture.”*

The handbook will serve as a key document to strengthen GSI mainstreaming in the coastal fisheries and aquaculture sector through practical guidance and tools and also serve as an awareness and learning guide to stimulate more understanding and grow knowledge on key GSI issues. Moreover, it is planned to serve as a basis to develop courses on gender and fisheries by the University of the South Pacific under PEUMP's Key Result Area 6 focussed on capacity building.

Background information

The first and second edition of this handbook were developed through writing workshops funded by the Australian Government and the Australian Centre for International Agricultural Research (ACIAR), the United Nations Food and Agriculture Organization (FAO) Subregional Office (Apia) and the European Union and the Government of Sweden through the Pacific-European Union Marine Partnership (PEUMP) Programme.

Link: <https://peump.dev/resource/pacific-handbook-gender-equity-and-social-inclusion-coastal-fisheries-and-aquaculture>

3.3. KRA 2: Economic Benefits from Sustainable Tuna Fishing

Led by FFA, this component focuses on supporting national Sanitary and Phytosanitary Competent Authorities (CA-SPS) and strengthening private sector engagement relating to employment in the offshore fisheries sector, thereby increasing economic benefits from sustainable tuna fishing. The following highlights were achieved in Year 3:

3.3.1. Technical support provided to FSM & RMI Competent Authorities towards meeting sanitary market access & EU market access certification (indicator SO1.2)

Progress in this activity during year 3 of PEUMP implementation saw the FFA Market Access Adviser continue to work remotely with the FSM and RMI Competent Authority (CA), providing technical assistance and advice as needed to maintain their progress towards meeting sanitary market access requirements while international borders remain shut. In terms of support to the FSM CA, the FFA Market Access Team Leader continued to provide advice and guidance to the FSM CA Technical Adviser towards ensuring systems and required documentation are being put in place in preparation of that country's application to the EU for export of fish and fisheries products. Similarly, the FFA Market Access Adviser liaised with the RMI CA Technical Adviser to ascertain the level of assistance that the RMI CA will need to begin the process of seeking certification to export to EU markets.

At the end of the third year of the programme, 4 countries (Fiji, PNG, Kiribati and Solomon Islands), still have access to the EU markets for fish and fisheries product exports.

3.3.2. Solomon Islands and Samoa receive assistance with development of FAD Management Plan and Fisheries Policy (indicator O2.1)

Solomon Islands:

A FAD Management Plan development workshop was held in Munda from 2-4 December 2020. The workshop was the first in a series that will culminate in the development of a National FAD Management Plan that will provide the enabling framework for Solomon Islands to implement the PNA FAD management, monitoring and tracking programme. A total of 21 participants (F-6; M-15) from the Solomon Islands fisheries sector – MFMR, and industry – attended the workshop. A follow-up request from Solomon Islands for the next phase of development of a National FAD Management Plan will be addressed in Year 4 of implementation.

Samoa:

The development process for a National Fisheries and Aquaculture Policy for Samoa saw two (2) workshops held during the current reporting period. The first workshop was a 1-day internal Issues Identification Workshop for Samoa Fisheries Division Staff (F-11; M-22) that was held on 12 November 2020; the second workshop was held from 17-19 February 2021, with the objective being for Samoa Fisheries Division Senior Management (F-8; M-10) to develop the policy framework and agree to a draft policy timeframe and outline. Stakeholder consultations to consider the 'Zero Draft Samoa National Fisheries and Aquaculture Policy' began on 28 & 29 June 2021 for stakeholder government ministries (F-20; M-25) and the fishing industry (F-24; M-24), respectively. Community consultations were scheduled for early July 2021 (i.e., Year 4).

3.3.3. Support for countries to comply with WCPFC Conservation Management Measures (indicator O2.4)

Capacity building and in-country missions associated with this activity remain on hold until either:

1. local subject matter experts can be identified and engaged to carry out the activity without requiring international travel;
2. international travel restrictions are relaxed, allowing for easier access to countries
3. in-person negotiations on WCPFC matters are able to resume as desired by FFA members

3.3.4. Fishing industry support to Fiji & PNG and SME (indicator O2.5)

Fiji:

The Fiji FIA Bigeye tuna MSC Scope Extension assessment was completed in November 2020. The consultant contracted to carry out the assessment posted a final report indicating that there had been no objections to the certification process.

Papua New Guinea:

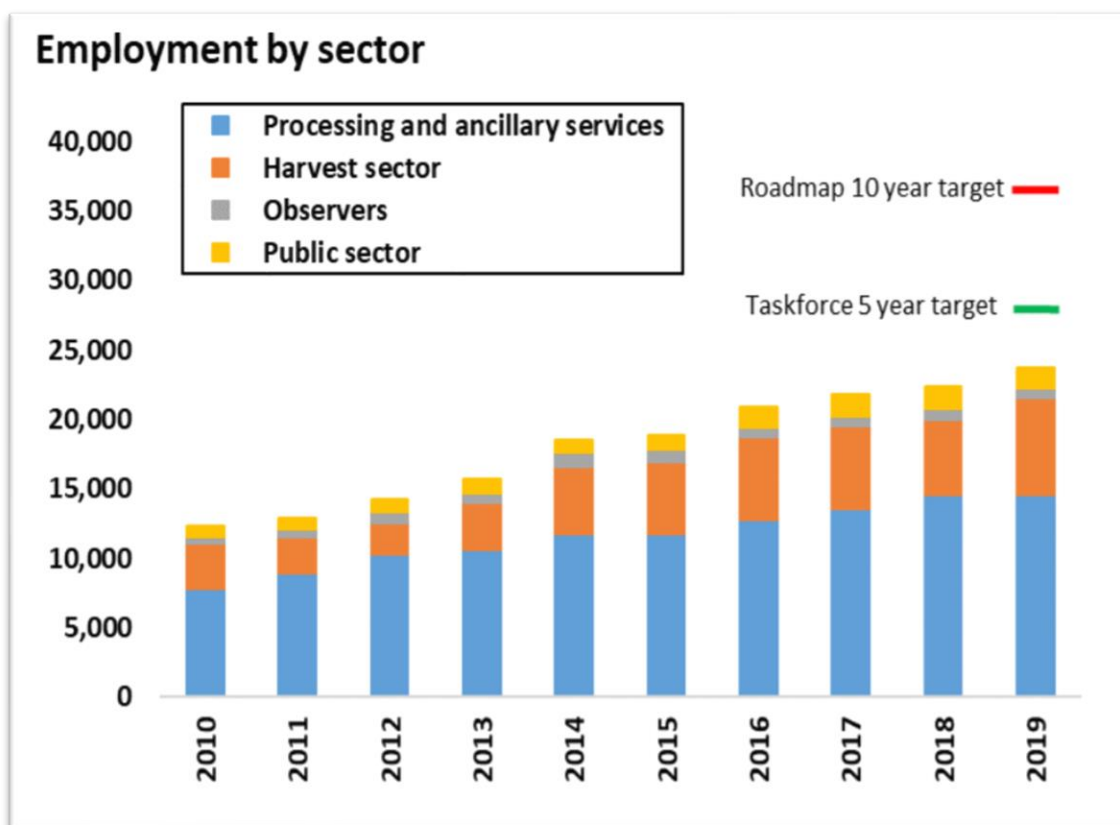
1. A PNG NFA Observers/PNG FIA Coordinators Training for Monitoring MSC Certified Tuna was held in Lae from the 20th to 24th July 2020. The training was aimed at enabling NFA Observers and FIA to develop and align their respective standard operating procedures (SOP) regarding traceability requirements of the MSC standard, following the achievement of MSC Certification of the PNG FIA purse seine Skipjack and Yellowfin tuna fishery in May 2020. FFA PEUMP supported the costs of airfare and involvement of it's personnel at the training.
2. FFA PEUMP provided financial resources to facilitate enrolment and participation of six (6) PNG personnel – 3 from PNG NFA, and 3 from PNG FIA (F-3; M-3) – in a SA8000 (Social Accountability Standards) course that was conducted via virtual means in March 2021.

3.3.5. Employment of Pacific Islands in the fisheries sector (indicator OO1.4)

Total employment in tuna fisheries and related sectors in FFA Pacific Island members continues to grow, albeit at a slower rate than anticipated under the Roadmap. The Roadmap anticipated an increase of 18,000 jobs over ten years with the Taskforce subsequently setting a goal of an increase of 9,000 over 5 years. In the 4 years to 2019 employment increased by around 4,800 primarily driven by an increase of around 4,600 jobs across the processing and harvest sectors. Given this recent rate of increase and the impact of COVID-19 on the processing

sector servicing the fresh tuna market it appears unlikely that the Roadmap goal of an increase in employment of 18,000 over 10 years or the Taskforce target of an increase of 9,000 over 5 years will be achieved.

The Taskforce report also noted the need to ensure decent working conditions for those employed in the fisheries sectors. In a ground-breaking step, Regional Minimum Terms and Conditions (MTCs) of employment for vessel crews were agreed by FFC Ministers in 2019, with Members to make best endeavours to give domestic effect to the new conditions by 1 January 2020. Three Members have already completed implementation through regulations or amendments to licensing conditions, while draft policies and regulations have been prepared for two other Members with others to follow in coming months.



Source: Tuna Fisheries Report Card 2020

3.4. KRA 3: Sustainable Management of Coastal Fisheries

The coastal fisheries component (KRA 3), led by the SPC Coastal Fisheries Programme and supported by the LMMA Network implementation partner, focuses on improving the sustainable management of coastal fisheries resources and ecosystems through better scientific information, the provision of technical support and the empowerment of communities.

In Year 3, KRA 3 has focused on: adjusting the workplans to the significant impacts resulting from the ongoing coronavirus travel restrictions and lockdowns imposed across the PACP region; in particular, adapting to providing high quality scientific, data, technical, information and management related support and capacity building to the PACPs through innovative online portals, web-based materials and courses, applications, and virtual workshops and meetings; facilitating a highly consultative process to develop the Pacific Regional

Framework for Action on Scaling-up Community-based Fisheries Management; progressing the CEAfM community engagement components through the LMMA Network and local partners in four Melanesian PACPs; and producing and disseminating a broad range of targeted information and awareness materials.

The following were the highlights achieved in Year 3:

3.4.1. Decision makers and stakeholders in 6 PACP countries (Tonga, Vanuatu, Samoa, Fiji, Solomon Islands and Kiribati) receive management advice on sustainable management of coastal fisheries (indicator SO1.3)

Sea cucumber fisheries are seen by many PACPs as a key means of income generation for community fishers and well as a source of foreign income. However, the status of sea cucumber stocks within most PACPs are not regularly monitored and have frequently been overfished and the status of recovery unknown.

Under KRA 3.1, we continued the assistance provide to Tonga in Year 2 in conducting stock assessments (2020; 2021) and have assisted in the development of management strategies for the Tonga sea cucumber fishery.

An Non-Detriment Finding (NDF) reporting template was tailored to Vanuatu's fishery and management measures under the Vanuatu sea cucumber management plan. A review of the resulting NDF was carried out and advice provided for further developing the NDF.

A [report was published](#)³ and delivered to the Samoa Ministry of Agriculture and Fisheries on the status of the sea cucumber fishery in Samoa, that included fishery improvement and management recommendations for long-term sustainability and wellbeing of communities and the ecosystem.

Assistance was provided Fiji Ministry of Fisheries after an urgent request for help with developing baseline information on the status of their sea cucumber populations. This was a direct effect of COVID-19 forcing community leaders to request the opening of the sea cucumber fishery to deal with the steep economic downturn.

Training was provided to Solomon Islands Ministry of Fisheries and Marine Resources staff in fishery-independent sea cucumber surveys.

Technical advice provided to Kiribati Ministry of Fisheries and Marine Resources Development (MFMRD) on a 2020 socioeconomic assessment report in Nonouti island and comparison of results with the previous assessment in 2017.

To address a request from Ministry of Fisheries and Marine Resources Development (MFMRD) for a national coastal fisheries monitoring programme under the Global Environment Fund Least Developed Country Fund Project: Enhanced National Food Security in the context of Climate Change, a consultation meeting was held with the MFMRD in October 2020 to discuss objectives of the national monitoring protocol. Based on the review of several regional assessment objectives and relevant literature/studies, a set of possible socioeconomic monitoring objectives was developed and shared with the Kiribati MRMRD for their decision on priorities.

³ Report on the status of sea cucumber populations in Samoa 2019 can be downloaded from the following link:
https://spccfpstore1.blob.core.windows.net/digitalibrary-docs/files/a9/a98c06032ad4e1e04f523a10b4ffb276.pdf?sv=2015-12-11&sr=b&sig=xG13WNFLjDfw4WOkbp80f5hs1IBi3iBUR1qh65P5mqk%3D&se=2022-04-07T07%3A47%3A37Z&sp=r&rsc=public%2C%20max-age%3D864000%2C%20max-stale%3D86400&rsct=application%2Fpdf&rscd=inline%3B%20filename%3D%22Shedrawi_21_status_sea_cucumber_Samoa.pdf%22

3.4.2. 367 people have been trained by end of year 3 surpassing the training target (indicator O3.6)

During year 1, consultations were held by the MEL Specialist and the KRA 3 team to develop indicators along with baseline and targets for monitoring progress. An indicator was specifically developed and agreed by the team (*Number of people trained in coastal monitoring, data and information sharing and CEA FM*). The target for this indicator was “*by 2023, 150 people will be trained through the programme under KRA 3*”. The data collected for the number of people that participate in trainings (face to face and then virtually when COVID hit) were disaggregated by gender, country, topics and other details collected via a training template. The training database that includes the details of the training participants is updated regularly by KRA 3 staff when trainings are complete. *By the end of year 3, a total of 367 people (172 female; 195 male) had been trained through the programme under KRA 3.* The target is been revised with the KRA 3 team and will be updated on the PEUMP programme overall logical framework.

Post training evaluation of the training participants to gather lessons learnt and impacts will be a focus for the PMU during year 4.

3.4.3. Coastal fisheries databases, information technology infrastructure and tools development for Tonga, Fiji, Vanuatu, Solomon Islands and regionally (indicator O3.1)

To support the Special Management Area and landlocked community survey conducted by Tonga Ministry of Fisheries, a tablet survey application was developed with backend server configuration for MoF hosting. Training and support assistance on the tablet application was provided at the start of the survey and tools developed for the extraction and preparation of data for analysis.

Fiji Ministry of Fisheries received training on the use of Ikasavea and related online database for market surveys. Customised extraction reports on the web database were also developed to facilitate the extraction and analysis of market data by the fisheries staff. A survey was set up and training conducted on the use of Ikasavea and the web database for fishery-independent coconut crab surveys in Fiji.

In Vanuatu, an online database was setup for fishery-dependent market and landing surveys and a validation tool for quality control of landing survey data was developed.

GIS support provided to the Solomon Islands Ministry of Fisheries and Marine Resources in preparation for the fishery-independent sea cucumber survey in Ontong Java. A number of tools and applications are being developed for use across the region, including, automation of species recognition and fish length and weight readings from market and landing survey pictures using artificial intelligence; development of interface and photo analysis for fish and invertebrate pictures on measuring board or a calibrated mat; and development of automated sea cucumber detection from underwater imagery for the analysis of ROV videos.

3.4.4. Online virtual trainings and support to Vanuatu, Samoa, Fiji and Kiribati and regionally (indicator O3.1; O3.6)

In Year 3 there has been ongoing development of discrete online teaching and learning modules to introduce fishery-dependent creel survey techniques to PACP fisheries staff in response to feedback from member

countries. The teaching and learning modules will continue to be developed in stages starting with creel survey techniques initially, then followed by market surveys.

Fishery-independent field surveys and fishery-dependent landing and market survey training was provided to Vanuatu Fisheries Department staff to carry out science-based monitoring of coastal resources.

Training was provided to the Samoa Ministry of Agriculture and Fisheries staff on fishery-dependent market surveys, which included survey design, method optimisation, and a review of the current market survey design.

Training in fishery-independent coconut crab surveys across Fiji was given to staff from USP and Fiji Ministry of Fisheries. Training in fishery-independent surveys design and use of e-tool applications was provided to staff from the Ministry of Fisheries and Marine resource Development.

Remote virtual training on November 4th 2020 of Kiribati Ministry of Fisheries & Marine Resources Development staff (4 male;5 female) on the use of IkaSavea for Landing surveys and import of all legacy data from various sources into the new system.

3.4.5. Convention on International Trade in Endangered Species of Wild Fauna and Flora (CITES) listing of sea cucumbers – Technical advice, support and training on requirements of the Non-Detriment Finding (NDF) process for 14 staff from Tonga, Vanuatu, Solomon Islands, PNG and Fiji (indicator O3.6)

With the 2019 listing on CITES of two sea cucumber species found in the Pacific, a number of PACP fisheries agencies have requested technical and scientific support in assessing these stocks and in preparing the required Non-Detriment Finding (NDF) reports to permit bêche-de-mer exports. Many PACP have, or are about to, open the sea cucumber fisheries as a key income generating option for local communities impacted by the collapse of tourism and other coronavirus impacted sectors.

Workshops and technical advice were provided throughout July-October 2020, on the requirements of the Non-Detriment Finding (NDF) process under CITES and have been provided to staff from the Tonga Ministry of Fisheries (1 male), Vanuatu Fisheries Department and Department of Environmental Protection and Conservation (4 male; 2 female), Solomon Islands Ministry of Fisheries and Marine Resources(1 male), PNG National Fisheries Authority (4 male) and Fiji Ministry of Fisheries (2 female). This NDF-related science work is complex and will require ongoing support and training to ensure lasting capacity in the countries. In addition, method optimisation and field testing of a Remote Operated Vehicle (ROV) for surveys of CITES listed black and white teatfish in deep water refugia was undertaken. Linked to this is the ongoing development of automated identification of sea cucumbers from video recordings taken using the ROV.

Impact Highlight:

The Fisher's Tales, Popular animated series promotes sustainable fishing practices

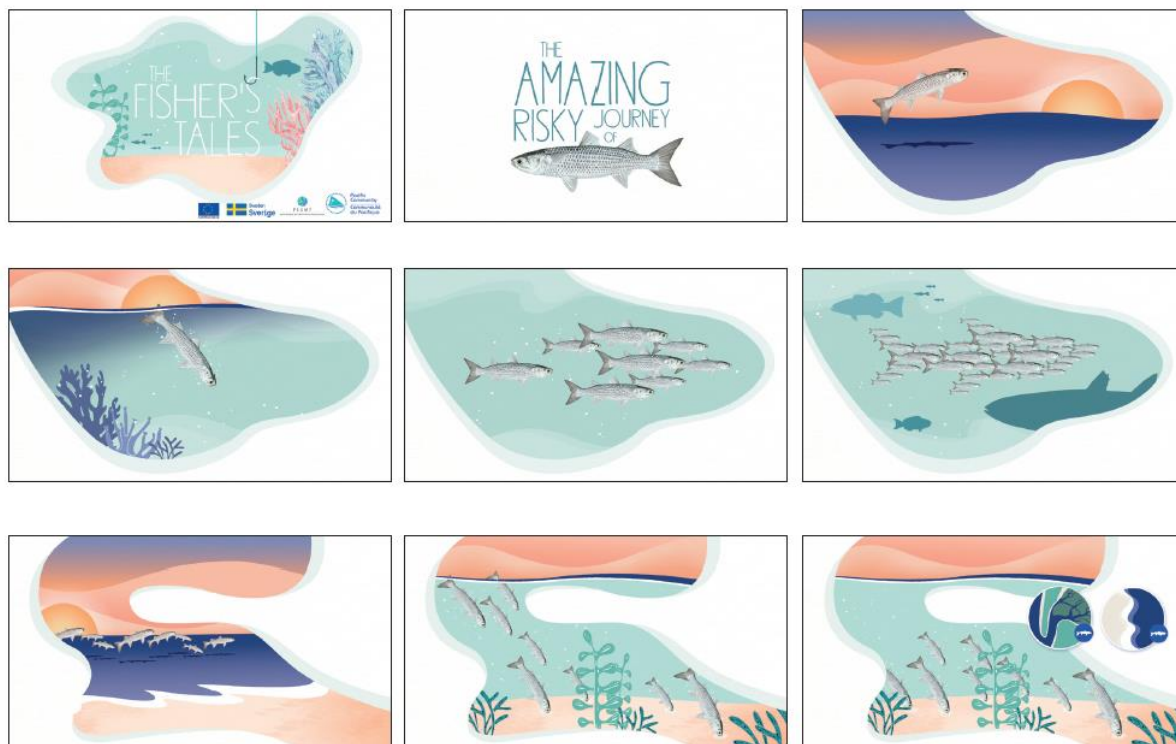
A glimpse into the lagoon's inner workings

From the amazing journey of mullet, the giant clams' team spirit, the size limits as a golden rule, the smart mesh for nets, or the privacy needed by groupers during their breeding season, the five animated videos in the first season of the Fisher's Tales series give audiences a glimpse into the lagoon's inner workings. These

two-minute videos revealed the characteristics of several species' groups, while highlighting sustainable practices to ensure that fishing can continue for a long time to come.

Online campaign

The first season was promoted during a tailored and online campaign on Facebook between October and November, with an average reach per video of 190 000 people, a total estimated reach of 950 000 people, and 56 000 interactions.



Extract of a story board of one of the episodes of the season 1 of Fisher's tales (The amazing risky journey of mullets).

Targeted awareness events and Local is always the best

In order to maximize the reach, the videos, either in English or local languages, were also broadcasted on TV in the region and used for targeted awareness activities, including in Fiji during the World Ocean Days celebrations, and in Vanuatu during the Maewo Island Forum.

As highlighted by Ajay Arudere, senior fisheries management and policy Officer at Vanuatu Fisheries Department: *"The Fisher's Tales were translated into vernacular languages thanks to a collaboration with SPC. The videos were played on screen during the Maewo Island Business Forum, which is a platform to strengthen and clarify governance. The whole island asked to repeat playing the films over and over. For targeted awareness activities, I see that the use of short films in vernacular language is very effective. After displaying the videos, some communities on Maewo, especially the Naone village, have put a ban on harvesting the Blue parrotfish. This is still in place."*

Season 2

In 2021, season 2 was produced in collaboration with many partners, including the Locally-Managed Marine Areas (LMMA) network. The main messages are here focused on the roles and benefits of rules, such as size limits in fisheries, the protection of coral reefs, mesh size restrictions, seasonal ban on fishing during breeding seasons. The videos will be promoted through several channels and adapted in local languages up on requests, including in Tuvalu which took part in the production of the script.

"I am delighted to be part of this project. With the season 2 being finalized, we plan to set up awareness activities at schools. Those videos are great for our targeted audience to understand and picked the important messages we are trying to impart to them" explains Matelina Stuart, fisheries librarian and public relation Officer at the Tuvaluan Fisheries Department.



Ban on night spearfishing

The Fisher's Tales S2 Ep1

A fisher's dream

<https://youtu.be/26Oa4TBRPC4>



Net restrictions

The Fisher's Tales S2 Ep2

A smart mesh

https://youtu.be/nagxpV_VcTo



Use of destructive fishing methods

The Fisher's Tales S2 Ep3

Protecting homes

<https://youtu.be/H-QHiD6NXC0>



Seasonal ban

The Fisher's Tales S2 Ep4,

A little privacy please

<https://youtu.be/QLiM3svAAZ0>



Size limits in fisheries

The Fisher's Tales S2 Ep5

Limits: A golden rule

<https://youtu.be/70PUVVzDKB4>

Synergies

The Fisher's Tales series has been developed in collaboration with the New-Zealand-funded Effective Coastal Fisheries Management Project. Synergies have also been developed with the European Union-funded PROTEGE project (Pacific Territories Regional Project for Sustainable Ecosystem Management) to produce and promote the French and Wallisian versions of the videos on TV, during awareness activities with fishers and during the International Underwater Film Festival.

For Sylvain Charrière, President of the Festival, *"These extremely well-made short films provide a clear and suitable message for people of all ages. It uses humour to let us discover often poorly known aspects of certain*

key species and, in the end, understand that every one of our actions may have a much greater impact that we imagine.”

Access to video series: The Fisher’s Tales: Season 1 and Season 2 are available via this [You Tube playlist](#)⁴.

Story by: Celine Muron, Information and Outreach Officer, SPC.

3.4.6. Capacity built on Gender, Social Inclusion and Human Rights through trainings and workshops (indicator O3.6)

A regional workshop on the 15-17 July 2020, for 36 participants (10 men and 26 women) from nine countries across various Ministries (Department of Health and Social Welfare; Department of Resources and Development; Ministry of Agriculture, Fisheries and Marine Resource Development, Office of the Attorney General; Ministry of Women, Community and Social Development; Ministry of Foreign Affairs and Trade; Ministry of Justice and Community Services, Crown Law Department) was conducted jointly by the PMU, KRA3 and broader FAME coastal fisheries team, WCS and HRSD. The regional workshop provided a platform for country participation and engagement and allowed a wide and in-depth dissemination of recent analytical findings and recommendations from the research on gender and fisheries as well as a comprehensive legislative analysis on gender and human rights issues.

A GSI training for small-medium sized aquaculture enterprises (SME) from 4 countries was conducted in November 2020 for 15 participants. The Gender and Human Rights Specialist along with the HRSD staff facilitated sessions providing overview on Gender Based Violence (GBV) (issues, frameworks, support services) in the Pacific context as a more general awareness information session (personal and entrepreneurial angle provided), followed by a Q&A discussion. Further, the SPC gender and value-chain adviser facilitated a session on gender issues along value-chain processes. The training was tailored to the private sector - applying a GSI lens from an entrepreneurial point of view, using case studies, guest speakers to help the participants design their own action plans that incorporate GSI into their SME context.

The Gender and Human Rights Specialist and HRSD Adviser (GSI - Fisheries) worked closely with the KRA 3 social scientist to plan and design a training on how to conduct a socio-economic survey while integrating GSI and a people-centered approach into each of the eight learning steps for the Ministry of Fisheries in Tonga. The training took place virtually from 18th – 24th January 2021, targeting a wide range of fisheries officers from the Ministry of Fisheries in Tonga, including line ministries (e.g. 2 staff from the women’s affairs division), relevant civil society and partner organizations such as FAO and the DFAT funded Pathways I project. A total of 21 were trained (15 female, 6 male).

The objectives and outcomes of the trainings and workshop is described in detail in the chapter of this report on Gender, Human Rights and Poverty Reduction.

⁴ The Fisher’s Tales season 1 and season 2 series can be viewed on the following link: <https://www.youtube.com/playlist?list=PLCq-WnF3Hdrgsc2rknxQCus1yFoAysEou>

3.4.7. Socioeconomic survey, support, training and tools development in Tonga, Kiribati, Cook Islands and regionally (indicator O3.3)

The Tonga Ministry of Fisheries (MoF) requested a study to evaluate the impact of Special Management Areas (SMA - community-based managed areas) on coastal resources and community wellbeing, including communities with access to SMAs and landlocked communities, and also requested SPC to assess the impacts of COVID-19 on coastal fisheries. In partnership with MoF, FAO and USP, socio-economic assessment indicators and a household survey questionnaire were developed in English and translated into Tongan. A set of questions specifically related to COVID-19 impacts was incorporated. An enumerator training with MoF and Vava'u Environmental Protection Agency (VEPA) staff was completed in February 2021 and the field survey was launched on 26 February 2021. The survey targeted 555 households from Tongatapu, 'Eua, Ha'apai and Vava'u. From these, 498 answered the questionnaire (270 females and 228 males). The data was cleaned and organised in collaboration with MoF, and VEPA is currently analysing the data. Prior to the survey, SPC gender advisors in Fiji, in collaboration with the LMMA Network and the University of Wollongong's Pathways project, conducted a virtual training for socio-economic monitoring and the people centred approach with MoF staff and Tonga country partners.

SPC continues working with the Kiribati Ministry of Fisheries and Marine Resources Development on integrated monitoring protocols for Kiribati, with a list of possible socioeconomic monitoring objectives submitted to MFMRD for consideration.

Assistance was provided to Cook Islands on developing socio-economic assessment tools to explore the feasibility of developing a recreational bonefish fishery in Penrhyn. We continue to work on an addendum to the Procfish C tool on socio-economic surveys in Pacific Islands. A first draft provides guidance on why and how to include climate vulnerability when conducting socio-economic assessments (PROCFISH C Addendum for assessing vulnerability and risks from climate change and other disasters).

3.4.8. Launch of the SPC Pacific Handbook on GSI in coastal fisheries and aquaculture – 2nd edition (indicator O3.3)

The 3 additional modules (Module 6-8: Community Engagement; Coastal fisheries management; Livelihoods) were finalised during year 3 and launched on the 8th March 2021 as the second edition to existing SPC Handbook on GSI in coastal fisheries and aquaculture. The initial Handbook focusses on the basic understanding of concepts, backgrounds, GIS analysis and tools, GIS integrative MEL and government process at policy level. A need for additional modules on practical field work areas and providing more practical tools was identified and confirmed during GSI/HRBA training for KRA 3/KRA 5 during year 2. The additional modules along with the initial handbook modules can be found on the PEUMP website (<https://peump.dev/resource/pacific-handbook-gender-equity-and-social-inclusion-coastal-fisheries-and-aquaculture>) More information on the launch of the handbook can be read the chapter of this report on Gender, Human Rights and Poverty Reduction.

3.4.9. Development of the Pacific Framework for Action on Scaling-up Community Based Fisheries Management (indicator O3.5)

Designed and implemented four CBFM scaling-up consultative workshops (3 subregional and 1 regional workshop). Workshop participants included national and subnational fisheries agencies, local communities

(traditional leaders, women, youth), local non-governmental organisation and civil society organisation, regional and international organisations and institutions. Prior to these workshops an information paper was developed to assist workshop participants understand the concept of scaling-up of CBFM. A total of 365 participants (68% males with 32% females) from 19 Pacific Island Countries and Territories (PICTs) were involved in the workshop. Through these consultative workshops a draft Pacific Framework for Action on Scaling up CBFM was developed.

The draft Framework for Action was presented to and approved by the 13th Heads of Fisheries (June 2021 – Year 3), and endorsed by the 2nd Regional Fisheries Ministerial Meeting (RFMM2) in July 2021 (Year 4). This was a significant achievement, as the Framework for Action is a regional commitment that supports, empowers and values our coastal communities in sustaining coastal fisheries in the Pacific.

Impact Highlight:

Grassroots network launches project to bring decades of learning in community marine conservation to scale In Pacific Islands

The Locally Managed Marine Area (LMMA) Network launched an ambitious €4.4 million project in 2020 in partnership with the Pacific Community (SPC), aiming to bring decades of learning from community-based marine management efforts to scale in the Pacific Islands.

The project is part of PEUMP programme.

“This project, called the 100-Percent Solution, will build on years of LMMA learning in creating bottom-up change to assist all Pacific Island communities in better managing their coastal resources, and safeguard their food security and livelihoods,” said Alifereti Tawake, chair of the LMMA Network.



The LMMA Network will be implementing its 100-Percent Solution via a consortium of partners in Fiji, Papua New Guinea, Solomon Islands and Vanuatu. Activities will be implemented for two-and-a-half years starting from July 2020. The project will focus on leveraging LMMA’s learning through low-cost media campaigns and culturally-appropriate outreach tools in combination with targeted investments in building local networks and champions that can drive change and reach underserved communities.

The project will also develop national mechanisms for rural communities to meaningfully participate in discussions on natural resource management, which has been a challenge for most countries.

Tawake said historically that initiatives commonly focus on pilot sites with the objective of later bringing the lessons to scale. But the high-cost of pilot site approaches and the complex governance challenges in developing island nations has put scaling-up out of reach.

Capacity building programmes in government and community-based organisations in LMMA approaches and network development will ensure sustainable outcomes and enable communities to have the ongoing support needed to navigate complex challenges, including ecosystem threats such as climate change and deforestation and the COVID-19 global pandemic which is increasing fishing pressures as national economies falter.

The learning from the country projects will be shared with all Pacific countries and territories, to adapt to their own specific contexts with the goal of supporting all 100 percent of the communities in the region.

“The LMMA has been a beacon for communities globally as the champion for community-driven solutions for decades. With this funding support, we are confident we can finally marshal the resources to ensure decades of learning reaches all communities,” said Hugh Govan, an LMMA strategic advisor.

The LMMA has been working on advancing community-focused approaches since 2000, and has long been recognised as a global pioneer in advocating for the ability of communities to lead conservation efforts and develop participatory management tools that marry western science and traditional knowledge.

3.4.10. CEA FM support in Melanesia (Vanuatu, Solomon Islands, PNG and Fiji) (indicator O3.4)

Despite the travel restrictions, considerable progress has been made in Year 3 on the LMMA Network led CEA FM components. All four in-country partners are now implementing activities: Wildlife Conservation Society in PNG (targeting New Ireland Province); WorldFish Center in Solomon Islands (targeting Malaita Province); Conservation International in Fiji (targeting Lau, Ba, Lomaiviti, Cakaudrove, Kadavu, Macuata, and Nadroga-Navosa provinces); and Wan Smolbag in Vanuatu (targeting TAFEA province). CBFM situation analysis reports and CBFM scaling-up strategies (aligned with the regional Framework for Action noted above) were completed for each target area by the in-country lead partners and local partner organisations and communities, and a formal acknowledgement of indicators to be monitored throughout the project. Community networks are being developed, and series of community, district and provincial level meetings, trainings and workshops have been held. cChange was selected as the preferred supplier for information and awareness materials for the Melanesia component. In all countries this component aims to develop national CBFM information strategies that include the design and dissemination of information (1-way communication), the strengthening of local capacity in the area of information, and supporting the feedback of information from communities to government (2-way communication). Many of the initial products are listed in section 4 Communication and Visibility below.

3.4.11. Information and outreach in Tonga, FSM, Kiribati, Tuvalu, Nauru, Niue, RMI and regionally (indicator O3.2)

In collaboration with FAME Communications Officer [a short video⁵ showcasing the Tonga SMAs](#) was produced. The video shows a hands-on training on fishing methods that targets pelagic species as an alternative livelihood initiative to support CBFM and during unexpected events such as natural disasters and pandemics. This was produced in response to a recommendation by the communities during the last national SMA lessons-learned workshop, to which virtual technical assistance was provided in preparing for the 2021 national SMA lessons-learned workshop.

A series of awareness and educational videos for the region, “Fishers’ Tales” have been produced. These videos provide information on the habitat, nutrition, and behaviour of key marine species, as well as advice on how to use these resources in a sustainable way. The first season of this series was promoted during a tailored and online campaign on Facebook (Oct. to Nov 2021). The five videos were also broadcast in Fiji during the World Ocean Day celebrations. In addition to the local versions produced in vernacular languages in 2020, four videos of this season were produced into local languages for Vanuatu in 2021. They were played on screen during the whole Maewo Island Forum. The five new episodes of the second season were produced in collaboration with the LMMA network. The main messages of this season were focused on the roles and benefits of five fisheries management rules, with a “call to action”. These videos will be promoted through several channels and adapted in local languages on request in Year 4. Links to the videos are provided in section 4 Communication and Visibility below. “Fish smart. Set FADs”: This series of seven videos explains how to rig and deploy FADs. The videos have already been shared with partners of the region as well as with fisheries associations and fisheries officers from Cook Islands, FSM and Kiribati.

The information tools that were produced for Tonga’s Special Management Areas toolkit (in local language and in English) were re-printed and sent to the Ministry of Fisheries. Brochures and posters were distributed to community representatives, fisheries officers, schools and NGOs during the SMA National Workshop (May 2021). Assistance and support were provided to Cook Islands Ministry of Marine Resources on four requested, laid out, information sheets on: Trochus, Aquarium Fish, Ciguatera and FADs. The English version of the brochures was approved and the local versions are currently being laid out. Rulers and stickers were sent to Kiribati as part of the awareness toolkit on the new rules and regulations. In addition, a handbook for fishers, vendors and buyers was produced. MFMRD is currently translating the text to produce the local version of the handbook. Two information toolkits were produced in Tuvaluan and sent to Tuvalu.

Assistance was provided to Nauru Fisheries and Marine Resources Authority in conducting virtual consultations with local community representatives on a communication strategy for fish aggregating devices. The wireframe (mock-up) of the regional CBFM web portal was developed. The process/steps undertaken to develop the wireframe included two internal staff workshops and a user focus survey. The result of the user survey was the basis for designing the wireframe to ensure that the portal meets user needs and perspectives. The next step in Year 4 is to develop the content of the web portal using the developed wireframe.

⁵ Video showcasing Tonga’s Special Management Areas (SMAs) can be viewed on the following link: <https://www.youtube.com/watch?app=desktop&v=EuAYpPVgwcg&feature=youtu.be>



Tonga: Ministry of Fisheries School Outreach with the Tonga's Special Management Areas toolkit. © MOFTonga



Kiribati: MFMRD School Outreach with the awareness banners on rules and regulation. © MFMRD Kiribati

3.5. KRA 4: Illegal, Unreported and Unregulated (IUU) Fishing

Led by FFA, this component focuses on enhancing monitoring, control and surveillance (MCS) efforts of both oceanic and coastal fisheries (in collaboration with SPC on coastal fisheries), improving legislation, access to information and effective marine management. In Year 3, the following impacts were achieved.

3.5.1. Nauru & Tuvalu supported towards updating their NPOA-IUU (indicator O4.1)

Year 2 saw consultations been held with FFA member countries to identify those countries who see updating of their IUU-NPOA as a priority activity. Nauru and Tuvalu expressed the need for such an assistance. During year 3, a consultant was contracted to review and update the regional NPOA-IUU template, and the resulting template is being used in the preparation of updated NPOA-IUU for Nauru and Tuvalu. When the NPOA-IUU drafts are prepared, it will be incorporated into the template before it is finalised.

3.5.2. Support for provision of satellite imagery and deployment of electronic equipment to aid MCS surveillance (indicator O4.2)

Regional:

A consultancy contract for the provision of hi-resolution radar-satellite imagery to support of FFA regional MCS surveillance exercises was signed in July 2020, covering a four-month period where targeted requests for image captures could be sent to the contractor.

Regional:

FFA PEUMP is supporting the work of a consultant who will be inserted on board a fish carrier vessel to deploy and oversee electronic equipment (electronic scales and electronic monitoring cameras) for monitoring of transshipment activities involving long-line vessels to fish carrier vessels at sea. A draft contract has been developed and will be finalised for implementation in Year 4.

3.5.3. 182 people have been trained by end of year 3 surpassing training target (indicator O4.6)

During year 1, consultations was held by the MEL Specialist and the FFA KRA 4 team and maritime boundary team at SPC to develop indicators along with baseline and targets for monitoring progress. An indicator was specifically developed and agreed by the team (Number of people capacitated to deal with IUU incidents with prosecutions, sanctions and maritime boundary). The target for this indicator was *“by 2023, 80 people will be trained through the programme”*. The data collected in number of people that participate in trainings (face to face and then virtually when COVID hit) were disaggregated by gender, country, topics and other details collected via a training template. The training database that includes the details of the training participants is updated regularly by the staff when trainings are complete. *By the end of year 3, a total of 182 people (76 female; 106 male) had been trained through the KRA 4 FFA trainings and SPC’s maritime boundary trainings.* The target is been revised with the FFA and maritime boundary team and will be updated on the PEUMP programme overall logical framework. Post training evaluation of the training participants to gather lessons learnt and impacts will be a focus for the PMU during year 4.

3.5.4. 36 MCS officers are trained in Certificate IV; Courses are developed that target fisheries management (indicator O4.7)

Regional

A total of 36 fisheries personnel (F-10; M-26) from various FFA Member countries were enrolled in Cohort 8 of the USP Certificate IV in Fisheries Enforcement and Compliance. This course runs over a period of 10months (August 2020 - May 2021), and financial costs of enrolment for the 36 students was supported through FFA PEUMP funding.

Regional

The development (and delivery) of a Level 4 First Line Management (FLM) course adapted to a fisheries context – implemented through a consultant contract – is ongoing. The consultant contract was signed in quarter 4 of Year 4 and will continue through to quarter 1 of year 4.

Regional

A consultant has been engaged to develop learning materials for a Diploma in Fisheries Investigation course. The course development process will be completed during year 4.

Impact Highlight:

PEUMP was featured in an article published in June 2021 by Capacity4dev, the European Commissions knowledge sharing platform for International Cooperation and Development.



<https://europa.eu/capacity4dev/articles/seeking-harmonious-coexistence-between-pacific-islanders-and-life-below-water>

3.6. KRA 5: Sustainable Utilisation of Coastal and Marine Biodiversity

Led by SPREP, Key Result Area 5 focuses on promoting sustainable utilisation of coastal and marine biodiversity through improving marine spatial planning, increasing climate change resilience, and enhancing conservation and management. SPREP contracted the International Union for the Conservation of Nature (IUCN) in December 2018 to implement the marine spatial planning component in Fiji and Solomon Islands, and TierraMar Consulting Pty Ltd (TierraMar) in February 2019 to manage the by-catch mitigation, protection of endangered species and CITES Convention components for this KRA. In Year 3, the following were achieved:

3.6.1. Initiation of Turtle Bycatch Risk Assessments (indicator O5.1)

Regional turtle extinction risk assessment work activities were progressed through the appointment of international expert (Dr. Nick Pilcher) in April 2020. The work has been phased to enable input from stakeholder group representatives on how the results of this assessment could be used to support turtle conservation work at community, national and regional level, including through a specially convened one-hour side event on the final day of the 10th Pacific Islands Conference – Nature Conservation and Protected Areas, which was held virtually from 24 to 27 November 2020.

In February 2021 Dr. Pilcher submitted a comprehensive literature review on the status of sea turtles in the Pacific Ocean which has informed the development of the extinction risk assessment model for sea turtle regional management units in the Pacific. The outputs of the model are expected in July 2021 and will be peer reviewed prior to publication in a scientific journal, with a view to submit the completed assessment in February 2022.

To inform the extinction risk assessment, SPREP and Dr. Pilcher collaborated with WWF Australia and the WWF Coral Triangle Program to design surveys to collect data on the by-catch and use of turtles by coastal

communities and to monitor key index nesting beaches to determine if climate change is likely to be having a significant impact on the sex of new hatchlings. SPREP contracted WWF Pacific in Fiji, Vava'u Environmental Protection Association (VEPA) in Tonga and Wan SmolBag in Vanuatu work with community-based turtle monitors and local government officers to implement these survey methodologies to collect data during the 2020 – 2021 nesting season, with an expectation that this will continue for the 2021 – 2022 season in Fiji and Vanuatu.

3.6.2. Mitigation initiatives for species of special interest developed and rolled out with the support of the programme (indicator O5.2)

Initiative 1 – Port Based Extension Programme

A Partnership Agreement with WWF Pacific was signed on 2nd September 2020 titled “*Improving uptake of by-catch mitigation measures for Species of Special Interest in the Pacific longline fleet through a port-based extension programme*”. This work is focused in Fiji and Vanuatu, as the other BIEM focal countries confirmed that they did not have capacity to participate in this work in addition to the other priorities they identified under this indicator.

In Fiji, WWF Pacific and Birdlife International (sub-partner) have engaged Government ministries to secure input and direction on the detailed workplan. WWF purchased the materials and prepared 80+ Turtle [By-catch Mitigation Toolkits](https://www.wwfpacific.org/?365837/Fiji-tuna-vessels-receive-by-catch-toolkits) (<https://www.wwfpacific.org/?365837/Fiji-tuna-vessels-receive-by-catch-toolkits>) for dissemination to fishing vessels. The Toolkits were launched in conjunction with Fiji’s offshore industry ‘Bycatch Best Handling Practices: A Guideline for Skippers and Crew on Longline Fishing Vessels in Fiji’ and ‘Best Practice for Bycatch Mitigation in Fiji’s Tuna Longline Fishery: For Vessel Owners & Operators’ guidelines on 21st January 2021.

Discussions between WWF Pacific and Birdlife International in relation to intellectual property were resolved in June 2021 and a sub-agreement was signed enabling Birdlife to continue the employment of their existing Port Based Extension Officer who has proven delivery experience and an established network in the Fiji based longline fleet.

In Vanuatu the BIEM Steering Committee requested that WWF contracted a Port Based Extension Officer directly rather than sub-contract an NGO to manage the work. The Vanuatu Fisheries Department agreed to host the contractor at their Port Vila office to promote cooperation and complement the work of their fisheries observers. Recruitment is underway and work will begin in Year 4.

Initiative 2 – National Plans of Action (NPOAs) for species of special interest

To fulfil their international, regional and national species conservation commitments Papua New Guinea, Solomon Island and Vanuatu identified the need to update, complete, or create of NPOAs to provide clear guidance and identify activities to promote the identification and implementation of by-catch mitigation and conservation activities for species of special interest.

SPREP signed a Partnership Agreement with WWF Pacific in October 2020 to support Papua New Guinea’s Conservation and Environment Protection Authority run an [extensive consultation](#) exercise to secure stakeholder feedback on the draft NPOA for Sharks and Rays, finalise the document, print hardcopies and launch it publicly. Activities were delayed due to COVID-19 restrictions, but the [NPOA](#) was launched by the Honorable Mr. Wera

Mori, MP, Minister for Environment and Climate Change on 2nd June 2021 as part of the National Protected Area Forum in Port Moresby.

In Year 3 The Solomon Islands Ministry of Environment, Climate Change, Disaster Management and Meteorology and Ministry of Fisheries & Marine Resources reconfirmed their priority for the need for support to finalise the draft NPoA for Turtles and an NPoA for Sharks, undertake stakeholder consultations and launch the final documents. Draft Terms of Reference were agreed in June 2021 and the work will be completed by the Wildlife Conservation Society between August 2021 and March 2022.

The Vanuatu BIEM Steering Committee confirmed the need for support to update their NPoAs for Turtles and Sharks and write a new NPoA for Seabirds at the meeting on 16 September 2020. A request for tender was advertised in October 2020 and the Vanuatu Environmental Science Society (VESS) was appointed in March 2021 to draft these documents and support Vanuatu Fisheries Department and Department of Environmental Protection and Conservation run consultation exercises, finalise the documents and launch them in January 2022.

Impact Highlight:

Connecting to people in the communities to conserve turtles

Country: Kingdom of Tonga

Spotlight: Susana Ika

Activity: Sociocultural use and trade of Marine Turtles Community-based Survey



Description:

With the support of the BIEM Initiative, the Vava'u Environmental Protection Association (VEPA) is working with SPREP and Tonga's Ministry of Fisheries and the Department of Environment to better understand the motivations of coastal communities for marine turtle use and trade, and the patterns and levels of direct and indirect take of different turtle species in the Kingdom of Tonga. The project will inform the assessment of regional extinction risk and policy aimed at reducing the exploitation of marine turtles and contribute to marine turtle management in Tonga. The survey commenced on 16 June 2021 and ran till the end of July 2021 with 223 community use surveys across three island groups (Tongatapu, Vava'u and Ha'apai). The data are currently being analysed with a full report expected in October 2021. Sand temperature data continues to be collected using temperature loggers that were placed in the sand in February and results of analysis are also expected in October 2021. These two pieces of information will be presented in reports to inform improved conservation of marine turtle populations in Tonga.

What was your involvement in this activity?

I am one of the Vava'u Environmental Protection Association's (VEPA) staff members and was an enumerator on the Marine Turtles Community-based Survey. The survey was led by the VEPA Team in

collaboration with project partners including SPREP, Ministry of Fisheries and the Department of Environment. It was conducted across three island groups – Vava'u, Ha'apai and Tongatapu – to collect community knowledge on the use of marine turtles.

Why does this work matter for Tonga?

Marine Turtles are one of many endangered species here in Tonga due to its overuse for many purposes, especially cultural and commercial use. I think conducting this survey will provide us some useful data from the local communities to better understand the reasons behind turtles being endangered in Tonga. Also, we hope that the report will assist us in applying for funds to help with the conservation management of turtle species here in Tonga.

Was this activity valuable for you, personally?

Participating in this activity was very valuable to me personally, as it connects me to people in communities and allowed me to advance my social skills. Also, the activity has given me greater understanding of the views of people regarding marine turtles and their priorities for using marine turtles for traditional and cultural purposes.



Images (pc: VEPA)

1. Susan Ika
2. Susan Ika runs a community workshop as part of the surveys

3.6.3. Solomon Islands and Fiji progress work towards adopting a marine spatial plan (indicator O5.3)

Solomon Islands

Development of a draft MSP map for the Solomon Islands

Having secured agreement from the Ministry of Fisheries and the Ministry of Environment on a draft map, IUCN organised a national workshop in September 2020 where experts from Government and civil society organisations (21F:38M) reviewed and refined the “Zero” draft map of candidate no-take zones and included other ocean management zones in accordance with the agreed ocean zones typology for the Solomon Islands. Following further consideration, it was decided that the draft map should have a selection of priority sites for no-take zones rather than hard boundaries on the map when shared during the 2nd round of public consultations.

Consultations on the Marine Spatial Plan

The second round of public and government consultations for inshore and offshore waters was completed in 9 Provinces (including Honiara consultations) between October 2020 and June 2021. 581 community members (443M:138F) and 199 government officials (74M:45F) were engaged. Key outcomes of these consultations include:

- Further data was provided and existing data was verified for both inshore and offshore areas; and

- The identification of priority and candidate areas for multiple-use, limited use, locally managed and cultural zone, no-take zones and special zones.

The work completed in Year 3 will enable the final revision of the MSP maps including the determination of the marine protected area boundaries for submission to the MSP Secretariat and Oceans 12 technical Committee. Once approved, the final round of public consultations will commence in October 2021.

Marine compliance optimisation project

In November 2020 the Ocean 12 Technical Committee approved the terms of reference for the development of an MSP compliance framework. IUCN advertised a request for tender and in February the four panel members (three from Government (MFMR, MEDEM, and MFAET) and one from IUCN) approved the appointment of the International Centre for Compliance Management (ICCM), based in Townsville, Australia.

The first meeting with the consultant and the core Ministries (MFAET, MECDM, MFMR) was completed virtually on 28 May to discuss the structured approach to compliance management; some early thinking as to how the project can be staged and delivered; and to secure agreement on communication focal points in-country, project governance structure and next steps.

The consultant has started work and in partnership with the Solomon Islands Government is currently conducting a thorough review of existing human resources, material assets, intelligence gathering systems, and legal and procedural frameworks relevant to all aspects of maritime compliance. The expected output from this review is a detailed analysis of the broad context in the Government's approach to the management of regulatory compliance in the Marine Environment.

Fiji

Supporting Cabinet's decision for the Ministry of Fisheries to designate 30% of the Exclusive Economic Zone as Marine Protected Areas to conduct two rounds of nation-wide consultation

Work began immediately in Year 3 to secure endorsement of the proposed offshore no-take marine protected areas (MPAs) network for Fiji, known as the "draft map". IUCN presented the draft map to the Marine Protected Areas Technical Committee on 24th July 2020 where it was endorsed prior to presenting it to the National Environment Council (NEC) in October 2020, along with a paper seeking approval to conduct a nationwide public consultation on the draft "Zero Plus" map of national candidate sites for no-take MPAs, and priority marine areas in inshore and archipelagic waters.

The NEC endorsed the approach and the Fiji Government led the first round of public consultations for the proposed offshore MPAs in October 2020, supported by IUCN, the Wildlife Conservation Society and Conservation International. A total of 299 individuals participated in the consultations which included [Northern Division – 69M:21F]; [Western Division – 76M:19F]; Central Division – 75M:56F].

Due to major cyclones in December 2020 and January 2021 and strict COVID-19 travel and meeting restrictions imposed since April 2021 work to progress the second consultation is delayed. However, the first consultation report has been prepared and the Zero Plus map updated to reflect new data and feedback. Cabinet submission by the Ministry of Fisheries on the progress of 30% commitment is still pending and work will progress once the State of Emergency is lifted and government department work normalises.

Fiji's National Oceans Policy endorsed and approved by Cabinet and Parliament

Fiji's National Ocean Policy 2020 – 2030 was officially launched by Honourable Aiyaz Sayed-Khaiyam, Attorney-General and Minister Responsible for Climate Change on 16 February 2021. Under Goal 2 Sustainability, it specifies a commitment to 'Implement area-based management instruments to support 100 percent sustainable ocean management, including 30 percent of ocean supporting restoration and conservation of biological diversity and ecosystem services.' To help secure public support and understanding for this commitment, IUCN organised two episodes of 'Close Up' on Fiji TV in March 2021.

3.6.4. Communities supported to actively engage in improved conservation of marine species (indicator O5.4)

Supporting community engagement to inform regional and national turtle conservation

SPREP appointed a Turtle Database and Conservation Officer in May 2020 to coordinate the Turtle Research and Monitoring Database System (TREDS) upgrade and reinvigoration project. His role includes strengthening support amongst community-based turtle monitors, NGOs and Government officers to submit existing and new data about turtles into TREDS to inform both national and regional conservation actions.

Following the upgrade of TREDS in Year 3, the Officer ran a pilot virtual training session with 2 members (2F) of the Vanuatu based NGO Wan Smolbag on 3rd June 2021 to test the system and the training module he has developed to promote the use of TREDS. Learning from the pilot was used to improve the training module and further inform final upgrades to TREDS to improve accessibility and functionality which will be completed in Year 4.

Learning exchange for turtle monitors

Initial planning for the learning exchange for turtle monitors was conducted in preparation for implementation when COVID-19 restrictions allow regional travel. Rangers from across Melanesia are to come together for training, sharing experiences and lessons and to strengthen capacity and reinvigorate monitoring networks that are struggling or just getting established. The activity will focus on engaging women and youth rangers/monitors to attend in person and empowering them to take a lead in turtle monitoring in their communities.

National Plans of Action and National Management Plans for marine species

The scope of the NPoAs for sharks and turtle for Papua New Guinea, Solomon Islands and Vanuatu identified under Indicator O5.2 is comprehensive, and not only includes actions required to mitigate by-catch of these species of special interest. They will also identify specific species conservation and management actions to be implemented at the community level.

In addition to the NPoAs for sharks and turtles, the Solomon Islands requested that PEUMP programme funding was used to support the development of a national saltwater crocodile management plan. SPREP advertised a request for tenders on 15 October 2020 and appointed an international crocodile specialist to lead this work in March 2021. Initial planning and preparations were undertaken in year 3 in preparation for Year 4 activities that will include community engagement to secure their input into the development of a nationwide approach to crocodile management, establishment of defined crocodile management zones and education activities to reduce the risk of crocodile attacks.

Supporting the Kingdom of Tonga to declare a moratorium on the catch, consumption and sale of turtles in Tonga and implementation of an awareness raising campaign

In June 2021 the Ministry of Fisheries and Department of the Environment re-confirmed their ambition to declare a legal moratorium on the catch, consumption and sale of turtles in Tonga. They requested funds to support the formal consultation exercises necessary to achieve this legal declaration as well as to run a Kingdom-wide awareness campaign through radio, TV, media and school activities to secure public support for the moratorium. This activity will be progressed in Year 4.

3.6.5. Fiji and Vanuatu progress work on integration of adaptation measures into coastal plans (indicator O5.5: OO1.3.2; OO1.3.3)

Fiji

Progress towards developing one coastal plan in Fiji continued to be delayed in Year 3 with no implementation of integrated ridge to reef management or climate change adaptation activities undertaken. However, despite three State of Emergencies being declared during the year due to two Category 5 storms and a second wave of COVID-19 since April 2021 progress was made in confirming the focal site and the governance and management of the work.

In summary, the Ministry of Environment (MoE) confirmed Momi Bay – South Mamanuca Island as the ridge to reef focal area in July and SPREP submitted a detailed costed work plan for KRA 5.2 and 5.3 to MoE for approval. In September, MoE approved the workplan but requested that the focal area was changed to the Navua – Beqa Island coastal area to align with their priority to manage the Upper Navua Ramsar site. SPREP approved the change as we had proposed this site in October 2019 based on its biodiversity and conservation importance.

Following issues in relation to progressing activities, SPREP requested that the EU Delegation arranged a meeting with the Permanent Secretary and Director of Ministry of Environment, their staff, PEUMP PMU and SPREP to discuss and agree a way forward. The meeting was held in January 2021 and it was agreed that a Memorandum of Understanding would be signed between the MoE and SPREP, through which the governance and financial management of the project would be established and monitored by a Steering Committee, which will be chaired by the MoE.

In March the Director MoE confirmed that an MoU was not an appropriate mechanism for establishing the governance of the BIEM Initiative and requested a Letter of Agreement (LoA) was submitted for comment instead. SPREP submitted the draft LoA and associated Annexes in April but despite a number of follow-ups and further intervention by SPREP's Director General in April, the LoA has not been approved by the Solicitor General's Office or MoE for signature at the time of writing.

Vanuatu

Progress towards developing four coastal plans in Vanuatu was much more significant, although continued to be delayed by poor weather and declaration of State of Emergencies due to COVID 19.

Following initial community engagement in the four shortlisted focal areas in quarter 2, Year 2, the BIEM Initiative in-country coordinator led a team of Government officers to secure the communities consent to implement ridge to reef activities in the three focal areas on Malekula Island in July 2020 and to the focal area to Pentecost Island

in January 2021. Having secured consent from the traditional leaders, the team conducted questionnaire surveys to inform the situational analysis and community mapping in the three sites to inform to gather baseline information to inform the biodiversity assessments, ecosystem and socio-economic resilience analysis and mapping and identification of other priority activities, including poverty reduction and human health interventions.

The first meeting of the BIEM Steering Committee (SC) was held in September 2020. This SC was established as the formal governance mechanism to provide strategic oversight and direction for the Initiative in Vanuatu, including the activities being delivered by SPREP and contracted delivery partners. It is chaired by the Director, Department of Environmental Protection and Conservation and the meeting was used to: confirm and celebrate the signature of the Memorandum of Understanding with Ministry of Climate Change Adaptation, Meteorology, Geo-Hazards, Environment, Energy and Disaster Management (MCCAMGEEDM); approve the SC Terms of Reference and Year 3 costed activity plan; and present marine survey equipment to the Department of Fisheries.

Indicating the positive momentum and support for BIEM activities, there have been four additional meetings in quarters 3 and 4 to progress the implementation of activities, including: agreeing the focus area on Pentecost island; approving the terms of reference for the Rapid Biodiversity Assessment training and surveys; approving the situational analysis and community mapping reports; and agreeing the ecosystem based ridge to reef management interventions, food security and poverty alleviation activities to be initiated in Year 4.

The Request for Tender (RfT) for the Consultancy to undertake Rapid Biological Assessments (BIORAPs) in Vanuatu was advertised in March. Two tenders were received but neither fully satisfied the expected scope of the work. Following extensive engagement with the applicants it was determined that the contract should be let to one applicant to fulfil the terrestrial components of the contract. A RfT for the marine BIORAP will be advertised separately on signature of the terrestrial contract.

3.6.6 Five countries (Fiji, PNG, Solomon Islands, Tonga, Vanuatu) supported to progress adoption of improved processes with respect to CITES for listed marine species (indicator O5.6; OO1.3.4)

SPREP initiated a regional approach to support countries response to the Appendix II listing of two species of sea cucumber that was adopted by the CITES CoP in August 2019. The new listing required Non Detriment Findings (NDFs) and other legal documentation to be in place by the 28 August 2020 to enable international export of the whole or parts of listed sea cucumber species, known as 'beche-de-mer', in its dried form.

In response to the listing, management authorities from Fiji, PNG, Solomon Islands, Vanuatu and Tonga requested support in Year 2 to inform their management and development of NDFs for listed sea cucumber species.

SPREP contracted TRAFFIC (a non-governmental organisation working globally on trade in wild animals and plants) in May 2020 to lead this work. Following an initial scoping exercise to determine the specific needs of each country TRAFFIC collaborated with SPREP and SPC representatives to provide tailored virtual workshops for each country to support NDF development in quarter 1 of Year 3 to satisfy the 28 August 2020 deadline.

Planning discussions are underway with countries for second round of tailored virtual national workshops to provide further support in relation to sea cucumbers (as required) and NDFs for other CITES priority species in quarters 1 and 2, Year 3.

Delivering additional National CITES priorities

Fiji

Fiji's CITES Management Authority requested support to develop NDFs for Appendix II listed coral, live rock and giant clam species'. An RfT was advertised twice in quarter 2 without success. In response a Service Agreement with WWF Pacific was signed under the pre-existing MoU to deliver the work in December. In February 2021, the Management Authority confirmed that the export of coral and live rock is permanently banned and that the Agreement should be amended to provide support for giant clam species only. The amendment was signed in May and work is progressing but is subject to delays due to COVID 19 restrictions and now expected to be completed in October 2021.

Papua New Guinea

The Conservation and Environmental Protection Authority (CEPA) requested support to review and update the Crocodile Trade (Protection) Act 1974, Crocodile Trade (Protection) Regulation 1980 and related permitting systems, standard operating procedures, fees structures and management plan. The RFT "Consultancy to review and update policy and legislation related to crocodile management and trade in Papua New Guinea to satisfy CITES Convention requirements" was advertised in quarter 2 and a consultant was appointed in quarter 3. The contract is on track and will be completed in quarter 1, Year 4.

Solomon Islands

The Solomon Islands government is seeking approval from the CITES Conference of the Parties to transfer the Solomon Islands population of saltwater crocodile (*Crocodylus porosus*) from Appendix I to Appendix II, with an initial zero export quota for all commercial exports and the longer term lifting of the zero quota once management is proven to be in place that will benefit local communities. National legislation will be amended to support administration of any legal harvest industry in meeting CITES obligations for export if the population is down listed to Appendix II.

As mentioned under Indicator O5.2, the Solomon Island's requested the development of a national saltwater crocodile management plan and a contractor was appointed in March 2020. As part of this consultancy, work will be undertaken to inform potential future domestic harvesting and potential future international trade in the event the population was down listed to Appendix II of CITES with an allowance of commercial trade. It would also inform the potential future requirement to meet CITES obligations in completing an NDF and meeting other specific elements, if so required, of the CITES crocodilian skin tagging system.

Tonga

Appendix II listed giant clam, coral and shark species were identified as the key priorities for NDF development by the CITES Management Authority. The RfT "Building capacity of the Kingdom of Tonga to address regulatory and legal obligations relating to CITES with Appendix II listed giant clam, coral and shark species" was advertised twice in quarter 2, but no applications were received. One application was received when the RfT was readvertised in quarter 3 but the consultant withdrew from the work due to other commitments. In response a Service Agreement was drafted in June for Vava'u Environment Protection Society (VEPA) to lead the work under the pre-existing MoU, with technical assistance subcontracted from TRAFFIC and the Institute of Marine and Antarctic Studies. The Agreement has now been signed and work is expected to be completed in quarter 3, Year 4.

Vanuatu

Vanuatu's CITES Management Authority requested that support was provided to develop NDFs for sharks and sea turtles. In discussions, it was determined that the most comprehensive approach to sustainable management of CITES listed species was through the development/update of National Plans of Action (NPOAs).

Noting that seabirds of regional importance are also subject to by-catch and that in-country expertise was available, SPREP advertised the RfT "Consultant to review, update and finalise the National Plan of Action for Sharks (NPOA-Sharks), Seabirds (NPOA-Seabirds) and Sea Turtles (NPOA-Turtle) in Vanuatu" in quarter 2. Vanuatu Environmental Science Society (VESS) was appointed in to lead the work and the contract is on track to be completed in quarter 3, Year 4.

Impact Highlight:

Kingsley helping to manage the koroliko seabird for future generations in Vanuatu

An interview with Mr. Kingsley Baereleo from Vanuatu

Activity: Sustainable management of the Wedge-tailed Shearwater breeding colony in Vanuatu



With the support of the BIEM Initiative, Birdlife International is working with the Department of Environmental Protection and Conservation to strengthen the traditional management of wedge-tailed shearwater (*Ardenna pacifica*) chick harvesting to support community food security on Laika, a small uninhabited island off Tongoa Island in Vanuatu's Shepherd Islands group. Locally known as the koroliko, the wedge-tailed shearwater is a seabird with a very

large range throughout the tropical Pacific and Indian Oceans between latitudes 35°N and 35°S, breeding on a large number of oceanic islands and in Australia. The global population is estimated at over 5 million individuals, but the population is declining with threats from:

- competition with commercial fisheries (they rely on tuna to drive herds of small fish to the surface);
- invasive alien species such as rats and cats where present on islands;
- human disturbance at breeding colonies (including harvesting),
- plastic ingestion has been recorded for this species, and
- climate change e.g. impacts to sea surface temperature affecting food availability.

In Vanuatu, the chicks are harvested by island communities for food as well as being sold as an important source for income in the capital of Port Vila.

An important first step is to estimate the number of breeding pairs and count the number of chicks that are harvested by the community. In May–June 2021, the first survey was conducted on Laika Island with the permission of the Kurumambe community. This initial survey trialled monitoring methodology and focused on community awareness raising of the importance of monitoring of the bird population. A second survey will be conducted in the next breeding season, which is in November 2021. The results of the surveys will inform next steps in the development of a management plan for the Laika-Tevala island wedge-tailed shearwater colony in collaboration with the community and establish long term monitoring to support its implementation.

What was your involvement in this activity?

I am the Community Liaison and Project Officer for Eco-Livelihood Development Association (EDA) on this project. EDA is working in partnership with Birdlife to carry out observations and to document the harvest and nesting of the wedge tailed shearwater on Laika Island on Tongoa.

Why does this work matter for Vanuatu?

I think it is important because it would help us to better understand and manage the colony on Laika through observation, monitoring and planning. For the community of Kurumambe on Tongoa, this seems to be an extra source of income and also good source of protein for the community. Through community activities, workshops and awareness programmes, we are trying to help the community develop better ways to manage their harvest and distribution in a way that will allow them only a limited number to harvest every year.

Was this activity valuable for you, personally?

This activity is really valuable for me personally as I am more of a social worker rather than an environmental scientist, and it has given me a bigger understanding and new insight on environmental issues and community conservation that helps me understand how communities understand the concept of having a community conservation area to look after, what the benefits are, and how to manage our resources for future generations to enjoy later.

3.6.6. Training and re-planning Masters level scholarships (indicator O5.7)

Short-term training 1: Integrated ecosystem management and climate change adaptation baseline survey training (Activities 5.2 and 5.3)

In the Rapid Biodiversity Assessment (BIORAPs) and Integrated ecosystem and socio-economic resilience analysis and mapping (ESRAM) for Vanuatu and Fiji the terms of reference require that appointed contractors train women, men and youths from each of the 4 ridge to reef sites, national and local government officers and non-government organisation representatives in the design, implementation and reporting of scientifically robust assessments through theoretical and practical exercises. The number of people to be trained from each site will vary. However, it is expected that training is offered to a total of 50 people as it is envisaged that trainees will form a key component of the teams involved in undertaking the BIORAPs and ESRAMs.

Short-term training 2: Turtle DNA Training Workshop series (Activity 5.4)

The Pacific region hosts many globally significant nesting and foraging populations of six species but their population status, genetic structure, and habitat connectivity in this ocean region remain unclear. Genetic studies are particularly useful in helping to fill these gaps, including: delineating the stock structure of marine turtle nesting assemblages, defining conservation units, characterizing broad-scale movement patterns, evaluating the exposure and risk of in-water threats such as fisheries bycatch and direct capture, tracing origin of products in the Illegal Wildlife Trade, and identifying areas where localized versus region-wide management approaches may be warranted.

As access to genetic laboratories is becoming more common across the region there is a need for enhanced in-country capacity to develop and carry out genetic research studies and standardize methods and collaboration between groups to ensure work can be compared and combined for effective analysis.

In response to these needs, in quarter 3 and 4 SPREP has collaborated with Large Marine Vertebrates Research Institute Philippines (Lamave), WWF-Pacific, WWF Coral Triangle and WWF Australia to develop a Terms of Reference for a “Consultancy for the virtual delivery of a marine turtle genetic workshops”. Training will be offered to Ministry of Environment and Fisheries officers and other interested partners to join a series of five online workshops in quarters 1 and 2 of Year 4, culminating in a dedicated session at the International Sea Turtle Symposium (ISTS) in quarter 3.

Short term training 3: to undertake surveys of turtle use by communities and turtle nesting habitat monitoring (Activity 5.4)

SPREP signed an agreement with WWF Pacific in November 2020, to lead the implementation of ‘Survey of marine turtle use by communities and turtle nesting habitat monitoring in Fiji’. Fourteen volunteers were selected in January 2021, to assist their project team as sea turtle conservation monitors. The volunteer monitors comprise of nine females and five males and are all undergraduate students with backgrounds in fisheries, marine management and/or environmental studies.

A two-day sea turtle monitor awareness training workshop was held in February 2021, to familiarise the volunteers with national efforts to conserve sea turtles, community-based sea turtle management approaches; ongoing sea turtle Research and to socialise the sea turtle nesting and snapshot and use survey forms.

Short term training 4: Port Based Extension Programme (Activity 5.5)

The Partnership Agreement with WWF Pacific ‘Improving uptake of by-catch mitigation measures for Species of Special Interest in the Pacific longline fleet through a port-based extension programme’ was signed in August 2020. It includes formal training at the Fiji National University’s Maritime Academy on by-catch mitigation best practice on the deckhand and skipper fisher training course in collaboration with the Ministry of Fisheries and Fiji Fishing Industry Association (FFIA). The training course can be taken by existing and future FFIA member crew members including vessel skippers, and Ministry of Fisheries (MoF) national observer recruits. The project will scale-up the provision of an additional intake of new entrants (target 40 new entrants, 40 existing crew and 20 national observers) in Fiji for longline crews. WWF will investigate opportunities to make the course a core industry requirement, and to roll it out to Vanuatu and other countries via an online platform. Training was scheduled to begin in quarter 4, but due to COVID 19 restrictions is currently on hold.

Short term training 5: Turtle Research and Monitoring Database System (TREDs) (Activity 5.7)

Unity Roebeck was appointed by SPREP in May 2020 to coordinate the Turtle Research and Monitoring Database System (TREDs) upgrade and reinvigorate its use during Year 3 and 4. His role includes training and exchange of monitors, data collection and community and national education.

On 3rd June 2021 two female members of Wan Smolbag in Vanuatu (ages 30 and 43) joined a pilot training session to test the system and the virtual delivery platform. The TREDs upgrade will be completed in quarter 1 Year 4, which is when the virtual training programme will be advertised widely to SPREP Member countries.

Long term training 1: Scholarships for two Masters level degrees: Lui Bell Scholarship Fund (Activity 5.6)

As no scholarships were awarded in Year 1 or Year 2, a significant amount of energy was dedicated in Year 3 to progressing arrangements with potential universities to provide fully funded scholarships for specific

conservation research projects. However, as these scholarships will be two years long, it is only when the proposed amendment extending activities beyond December 2022 is signed that SPREP will be in a position to advertise these opportunities.

4. Gender, Human Rights, and Poverty Reduction

Year 3 focussed on the advancement of integrating gender, social inclusion, poverty reduction and human rights-based approaches across the programme. This was provided through technical advice and mainstreaming support at regional and national level while capacity building activities continued through refresher training and ongoing mentoring as well as accommodating the increased demand for training opportunities for national fisheries agencies. In addition, the Gender and Human Rights Specialist proceeded with the development of guiding tools for key audiences as well as research related activities. The following are the main accomplishments during Year 3:

4.1. Regional Workshop on Gender, Social Inclusion and Human Rights issues in Coastal Fisheries and Aquaculture from 15-17 July 2020

A regional workshop for selected participants from the Cook Islands, Federated States of Micronesia, Fiji, Kiribati, Samoa, Solomon Islands, Tonga, Tuvalu, and Vanuatu was conducted jointly by the PMU Gender and Human Rights Specialist, KRA3 and broader FAME coastal fisheries team, WCS and HRSD. Main purposes of the workshop were:

1. to present back recent key research findings of GSI and human rights issues in coastal fisheries and aquaculture;
2. to verify key findings with country focal points and to ensure a strong contextualization, thus foster country ownership and buy-in;
3. to identify follow-up steps and implementation support needs while countries were also asked to prioritize report recommendations.

SPC, through PEUMP and other related programmes, has accumulated a recent base of research on gender and fisheries as well as a comprehensive legislative analysis on gender and human rights issues. Some of these analytical reports were done through desktop review only, hence the involvement of countries, their verification of key findings, their support and buy-in were identified as an important step to enhance the uptake of GSI and human rights application in-country. The regional workshop provided a platform for country participation and engagement and allowed a wide and in-depth dissemination of recent analytical findings and recommendations. Summary papers for each report per country, country presentation templates, information sessions by SPC PMU, FAME and HRSD were prepared jointly and with a strong country engagement. The target audience was mixed due to the interdisciplinary nature of the cross-cutting themes.

A total of 36 participants (10 men and 26 women) from nine countries (Cook Islands, Federated States of Micronesia, Fiji, Kiribati, Samoa, Solomon Islands, Tonga, Tuvalu, and Vanuatu) attended, including a representative each from national fisheries agencies, women/gender agencies, fisheries legal adviser or legal representatives from the Attorney General's office and the SPC human rights country focal points. Civil society organizations and development partners with overlapping work in the respective countries were also invited as observers (IUCN, FAO, SPREP, LMMA, USP, Wollongong University (Pathways), WorldFish/CGIAR and WWF-Pacific). About 25 people between SPC staff and partners were involved in the organisation, facilitation, and note-taking to capture the countries' feedback and suggestions. The mixed audience also helped strengthen ties between fisheries, gender and human rights experts in country and to foster cross-divisional work, strengthen

institutions as well as allowing a wide dissemination and create awareness while building capacity for gender and human rights experts on fisheries specific contexts and vice versa. Countries were selected based on recent country reports from 2017-2020.

Findings and recommendations from the various reports focused on a mixed examination of national legal frameworks with regards to their level of GSI and human rights responsiveness, identification of legal gaps and recommendations to improve GSI and Human Rights standards in line with international minimum standards and best practices, while the gender and fisheries reports provided analysis on gender roles, policy, institutional and capacity needs, as well as challenges and opportunities to progress gender responsive programming. Countries were provided the opportunity to respond to findings and recommendations, discuss ways to progress the integration of GSI and HRBA into policies, plans and activities, and in the process were provided with an overview of gender equality and human rights concepts in the context of coastal fisheries in order to increase understanding as a basis for improved human rights and gender mainstreaming into national policies, laws and actions.

Key outcomes from the regional workshop were:

- 1) Enhanced understanding of human rights and gender equality principles in relation to the coastal fisheries and aquaculture sectors;
- 2) Increased familiarity with findings and recommendations of recent gender equality and human rights research;
- 3) Improved national capacity of key people to mainstream gender equality and human rights research findings and recommendations at legal policy and operational level;
- 4) Creating a consultative platform for countries to discuss and provide feedback on research findings and recommendations.

A post-workshop evaluation demonstrated that participants rated the workshop as highly relevant, well organized, engaging and indicating that they would incorporate learnings into their work. Suggestions for improvement were made on time, use of zoom and more focus on gender concepts during Day 1.

Snapshot from the evaluation report

- The workshop was overall rated positively with an average score of 4.11 out of 5
- The participants rated highly (4.56 out of 5) their ability to incorporate their learning into their work
- Participants rated 4.13 out of 5 that their understanding of gender social inclusion and human rights in coastal fisheries and aquaculture has increased
- Ninety-four percent of participants stated that the workshop challenges them to think critically
- 100% of the participants agree they will be able to incorporate what they learned into their work

A total of 18 responded (16 females and 2 males)

4.2. Recruitment of new HRSD Adviser (Gender and Social Inclusion - Fisheries) in September 2020

Following a competitive recruitment process, a new 70% funded PEUMP position for HRSD based Adviser (GSI - Fisheries) was recruited in mid-September 2020 to support the PMU Gender and Human Rights Specialist with

the gender research under KRA3 and additional SPC related mainstreaming requests on coastal fisheries topics. The PMU Gender and Human Rights Specialist was part of the recruitment panel and had prior led consultations with HRSD on funding and capacity needs to support PEUMP which had been captured in a concept note. A short term consultancy (local gender consultant) was recruited from August – November 2020, to cover the Gender and Human Rights Specialist while on maternity. This has allowed a smooth and continuous work arrangement without any interruptions with the planned activities on GSI and HRBA for this period.

4.3. Assistance provided in the finalization of the SPC study: Gender and human rights in coastal fisheries and aquaculture: A comparative analysis of legislation in Fiji, Kiribati, Samoa, Solomon Islands, Tonga and Vanuatu and Policy Brief.

Gender and Human Rights Specialist continued to provide assistance to FAME in the finalization of the legal analysis and the policy brief. This study has been identified as key to assist PEUMP with the contextualization of applying a HRBA. HRSD Senior Human Rights Adviser also provided feedback under her PEUMP programme support. The report and policy brief were successfully finalized and published early 2021 by FAME. The report findings and recommendations have already been used by the Gender and Human Rights Specialist and HRSD to inform training content on HRBA for fisheries agencies (Solomon Islands), to build capacity of HRSD in-country focal point on human rights and fisheries (Tonga) through a train-the-trainer initiative and to assist KRAs with the incorporation of findings into their work (KRA6 PEUMP scholarship students used the report to inform their thesis on related human rights issues).

Impact Highlight:

Investing in people-centred approaches for fisheries development

Since its launch in 2018, the PEUMP programme has engaged the Pacific Community's (SPC) Human Rights and Social Development (HRSD) Division to support the mainstreaming of gender equality and social inclusion, and human rights-based approaches into programme design and implementation activities.

Recognising the immense value of this cross-divisional support, in 2020 PEUMP strategically invested in two key positions at HRSD to reinforce the partnership and further strengthen PEUMP's commitment to have a people-centered approach across all its work carried out in the region.

By working closely with the Adviser on Gender and Social Inclusion for Fisheries (Margaret Fox) and another Adviser (Josephine Kalsuak), both from the Human Rights and Social Development Division within SPC, PEUMP proactively supports the effective integration of people-centred approaches (PCA) tailored to the fisheries context.

This collaboration is resulting in a more robust consideration and mainstreaming of gender, social inclusion, and human rights theme across implementation activities, including workshops on people-centred approaches to fisheries development with Pacific Islands Governments' national fisheries agencies, socio-economic surveys, COVID impact assessments, regional consultations on community-based fisheries management and the development of knowledge products.

Beyond PEUMP's specific deliverables, the programme has also been instrumental in fostering greater cross-divisional collaboration and institutional capacity of fisheries staff in integrating cross-cutting themes into their work.

SPC's Division of Fisheries, Aquaculture and Marine Ecosystem's (FAME) is now demonstrating a decisive commitment to seek HRSD support through the PEUMP co-funded gender and human rights advisors; incorporating people-centred approach themes into the division's overall planning process and at high-level meetings as well as by ensuring gender, social inclusion and human rights-based considerations are integrated into new initiatives.

"My role has expanded beyond the PEUMP programme as it has become abundantly clear that any fisheries development work needs to be relevant and considers the needs of our Pacific people, including those marginalised. The people-centred approach provides an important platform for our counterparts in the fisheries sector to support development work in their technical areas while also advancing social equity in this space."

SPC's Adviser (Gender and Social Inclusion for Fisheries), Margaret Fox

By investing in its partnership with HRSD, PEUMP has become an enabler for people-centred approaches work in Fisheries development which in turn supports the commitment of Pacific fisheries practitioners to drive positive change in fisheries development.

PEOPLE PROFILES

Meet Margaret Fox



Margaret Fox is a Fiji national who joined SPC in September 2020 as an Adviser (Gender and Social Inclusion for Fisheries). She is based at the Human Rights and Social Development (HRSD) division and supports the PEUMP programme in mainstreaming gender and social inclusion across their activities, emphasising PEUMP's KRA 3.

Margaret has a background in community-based fisheries and has worked closely with the women in Fiji's coastal fisheries sector in bringing more visibility to their critical role in supporting food security and livelihoods. She has also worked with women and youth groups to support their economic empowerment and participation in governing coastal fisheries resources. She has also collaborated with government and non-government stakeholders to make informed decisions on sustainable fisheries while recognising the importance of having social equity considerations.

Margaret's role has further strengthened cross-divisional collaboration between HRSD-PMU-FAME, ensuring a more robust application of SPC's overarching People-Centred Approach in coastal fisheries.

Meet Josephine Kalsuak



Josephine Kalsuak is an Adviser at HRSD, originally from Vanuatu. She has seventeen years of professional experience working in development and human rights in the non-government and government sector. Josephine was instrumental in supporting her home country to submit its first Convention on the Elimination of all Forms of Discrimination against Women (CEDAW) shadow report to the United Nations CEDAW committee in 2007. She is also proud that her crucial assistance to the Vanuatu government resulted in formally establishing the country's first National Human Rights Committee in 2013. Josephine's current role in HRSD focuses on supporting civil societies to incorporate a PCA and support mainstream PCA across other SPC programs and divisions. She provides support to the PEUMP program to mainstream and contextualises a PCA. At the same time, she also assists the PMU with technical advice on human rights matters in the ocean fisheries space. Since she was appointed PEUMP focal point, Josephine has developed a keen interest in the sector's specific human rights and gender and social inclusion dimensions. Her PEUMP involvement has built her expertise on marine and fisheries-related issues with regard to social dimensions. Josephine holds a Bachelor of Honours in Human Services from Griffith University, Australia, a Graduate Diploma in Not for Profitable Management from Unitec Institute of Technology in New Zealand, and holds a Master of Social Policy from the University of the South Pacific.

4.4. Assistance provided to KRA6 to progress with identified GSI and HRBA activities for Year 3, refresher training conducted, and continuous mentoring opportunities for students pursuit.

End of July 2020, the short term Gender and Human Rights consultant (maternity cover) presented on the importance of GSI and HRBA during a PEUMP KRA6 internal planning meeting. The aim of this presentation was to raise the profile of GSI and HRBA as integral parts of planning process rather than stand-alone cross-cutting themes. This included an increased understanding of mainstreaming approaches across planning steps such as gender responsive budgeting, identification of entry points, ensuring capacity within the team or assessment of required level for GSI/HRBA expertise. The presentation was well received and considered timely at the start of activity implantation for Year 3. Being part of the KRA6 planning meeting to present on GSI/HRBA allowed the PMU to stress the programme's overarching goals with regards to poverty reduction, inclusive capacity building and the creation of inclusive career pathways for all. It was extremely beneficial for newly recruited KRA6 staff members who did not have prior exposure on GSI/HRBA under PEUMP given the significant number of new staff recruits in 2020.

A GSI/HRBA refresher training for KRA6 was held, 23rd September 2020. This activity was identified during the first GSI/HRBA training for KRA6 in June 2019 and repeatedly stressed as a follow-up capacity need once USP have had recruited their full team. The training was planned and facilitated jointly between the Gender and Human Rights consultant, HRSD Senior Human Rights Adviser and Adviser (GSI - Fisheries) and the School of Social Sciences Gender Studies Programme. KRA6 team was actively engaged in the planning of the training through four planning meetings, feedback and input into training material development, and the administration of a training needs survey for pre-testing to adjust and tailor training content and pace. The initial GSI/HRBA training report was used as a baseline to inform training design and foster continuity. A stronger emphasis on the people-centered concept (adopted from HRSD) as an approach that integrates

gender, social inclusion and HRBA in a complementary way rather than separate stand-alone objectives, was pursued, and the workshop was therefore named: “People Centered Fisheries Development Workshop”. Previous discussions between KRA6 and Gender and Human Rights consultant to build relations with the Social Science Faculty (gender studies programme) for cross-sectoral learning through exchange was taken up, thus Post Graduate Certificate, Diploma, Masters and PhD students in both Social Science/Gender Studies and Marine Science were invited. There were 42 in total: 30 females/12 males (5 participated remotely). A post-evaluation form was completed by 26 participants of whom 24 participants rated their ability to incorporate learnings into their work as very high. Lessons learnt and follow-up needs were captured in a summary training report and have been used by the Gender and Human Rights Specialist to guide technical assistance for KRA6 in a strategic manner. Based on training feedback, Gender and Human Rights Specialist established more regular catch-ups with KRA team lead on a six weekly basis to touch on:

- 1) Progress of planned GSI/HRBA activities and the type of support that the PMU can provide;
- 2) Brainstorm any new ideas and initiatives on GSI/HRBA that align with KRA6 work scopes;
- 3) Discuss mentoring support for students to foster continuity and exchange in allowing them to explore a social science perceptive.

Based on a KRA6 request during a six-weekly update, a one-day follow-up session with the students was conducted by the Gender and Human Rights Specialist with KRA6 staff early March 2021 to assess their progress and challenges in integrating GIS/HRBA into their research. Additional tools from the Pacific Handbook (2nd edition) were shared as well as relevant and recent SPC research. One of the students shared her findings on gender roles from field work in Fiji with the group, which led to great discussions among the students, and was found inspirational. The same student also co-authored an article in ‘Frontiers in Marine Science⁶’ where she was able to integrate and summarise her gender findings related to Indigenous Fishing Knowledge in Fiji. The ongoing mentoring support for PEUMP students through the PMU Gender and Human Rights Specialist has shown success and is also in line with KRA6 findings to increase the pool of mentors and increase the use of research and expertise from regional organizations such as SPC.

In June 2021, Gender and Human Rights Specialist had a stakeholder meeting and e-mail exchange with gender consultant who was recruited by KRA6 to develop the post-graduate course on gender and environment with focus on gender and fisheries. Key resources have been shared such as recent gender and fisheries assessments and the Pacific Handbook on GSI in coastal fisheries and aquaculture. The Gender and Human Rights Specialist also shared learnings, critical topics on gender and oceanic fisheries, Pacific attitudes with regards to culture and tradition, as well as the relevance to mainstream cross-cutting topics on climate change and disaster risk reduction for a holistic perspective. The Gender and Human Rights Specialist will continue to support the course development through the KRA6 leads where needed. The six-weekly catch-ups will provide a platform for continuous dialogue on the opportunities in developing this course for different learning levels such as TVET.

⁶ Article can be found in the following link: <https://www.frontiersin.org/articles/10.3389/fmars.2021.684303/full>

4.5. Collaboration on Human Rights and Business in Oceanic Fisheries (Tuna Industry) with FFA under KRA2 and KRA4.

From July to November, Gender and Human Rights consultant (maternity cover) initiated discussions and meetings with FFA PEUMP lead to progress a jointly planned activity: a regional meeting on human rights and business in oceanic fisheries (focus on tuna industries). This activity arose from the PMU led GSI/HRBA training in February 2020 where concerns had been raised about the importance of addressing human rights from a private sector angle and to engage more closely with industry players. The narrative for this meeting was discussed with FFA and PEUMP coordinator and based on these discussions, the Gender and Human Rights Specialist drafted a concept note and a briefing paper. The latter was shared with the Danish Human Rights Council for information and to build relationships to seek their support for this activity in sharing their expertise, lessons learnt and case studies due to their similar work on human rights in business related to the salmon industry in Chile.

More broadly than KRA2 and 4, the PMU stressed the need to connect to FFA's regional mandate and sought the support of their Fisheries Development division who works on related and similar objectives that should be aligned with the objectives of this initiative, in particular the FFA NZMFAT-funded Labour Standards on Fishing Vessels project. PEUMP-FFA team lead confirmed the focus to be on fisheries development in the context of employment which was used to frame the concept note. However, this activity progressed very slowly due to a shift in priorities for the FFA PEUMP team. The PMU highlighted that this activity needs to be lead and owned by FFA and can only be supported by the PMU. Discussions continued in November and December on how FFA PEUMP can utilize their resources more efficiently to invest in this activity and to connect to the broader FFA objectives in this regard so that activity learnings and outcomes can be institutionalized for sustainable change.

The PMU, in follow-up meetings, suggested the engagement of a gender consultant that can support PEUMP-FFA in finalizing the concept note, foster engagement and support with FFA as a whole and support the planning and design of a regional meeting. Based on this understanding, the Gender and Human Rights Specialist drafted a term of reference (TOR) for the engagement of a gender consultant for FFA-PEUMP team. The draft TOR had been shared with FFA-PEUMP in December 2020 for finalization. In a follow-up meeting (Feb 2021) with the PMU, FFA-PEUMP reconfirmed the importance of this activity but was unable to demonstrate progress. Due to emerging and on-going priority shifts within FFA-PEUMP team, it was subsequently decided to postpone this activity to the next financial year building on the draft concept note, briefing paper etc.

4.6. On-going collaboration with WWF to support a gender desk-top review with additional information on human rights to be used as baseline for the development of a handbook on gender, social inclusion, and human rights in the region's offshore industry



Building on discussions to develop a handbook similar to the SPC Handbook on GSI in coastal fisheries and aquaculture for the oceanic fisheries sector, WWF indicated a common interest and presented the idea to firstly conduct a baseline report to inform the handbook. In meetings, both parties agreed to collaborate and discussed ways forward, roles and responsibilities, timelines etc. PMU Gender and Human Rights Specialist provided support to the finalization of the TOR for the gender desktop-review and shared names of potential gender consultants.

WWF successfully recruited a consultant in November 2020 and organized two consultative workshops in January 2021 with key stakeholders from government, civil society, industry, and maritime training institutions. SPC Gender and Human Rights Specialist supported both workshops as a speaker and expert on human rights related issues and later provided feedback and comments on the draft report. SPC HRSD Human Rights Advisor was also invited and provided assistance during group work and shared relevant insights with the consultant in close liaison with the PMU Gender and Human Rights Specialist. Summaries of key messages from both workshops can be found here: [Gender mainstreaming in Fiji's offshore fisheries sector | WWF \(wwfpacific.org\)](https://www.wwfpacific.org/publications/gender-mainstreaming-in-fiji-s-offshore-fisheries-sector).

The WWF gender desk-top review was finalized (in press) and shared with Gender and Human Rights Specialist in June 2021 to inform the next steps in developing the handbook. WWF is currently finalizing its publications process.

In April 2021, Gender and Human Rights Specialist drafted TOR for a consultant to develop the handbook in close partnership with PEUMP partners such as FFA, WWF and other key stakeholders. The draft TOR have been supported by FFA and WWF as two leading organizations that will take up the handbook. The contract was successfully awarded to a team of consultants who have extensive regional and local expertise in the niche area

of gender, social inclusion, and human rights in Pacific tuna industries. Inception meetings took place in July 2021. This work continues into year 4 and progress will be captured in the next reporting period.

The collaborative efforts between SPC and WWF (through PEUMP) have been well captured through various communications and visibility activities supported by the PMU Communications Specialist.

4.7. Finalization and launch of the SPC Pacific Handbook on GSI in coastal fisheries and aquaculture – 2nd edition 2021 on 8th March 2021.

The Gender and Human Rights Specialist worked closely with FAME graphic designer, publications team and editor to finalize the three additional modules for the handbook⁷ and review the whole handbook to adjust and align new concepts, ideas for a smooth integration of new modules that interact with and build on the old modules. This process proved to be lengthy due to the need to keep reviewing the whole document to avoid any inconsistencies and to integrate new elements such as new graphics, color codes for each module or references which had been captured by the PMU as part of the handbook testing and lessons learnt during previous trainings with PEUMP partners.

A soft launch was organized in March 2021 to commemorate together with the International Women's Day (IWD). The launch was planned and presented in partnership with WCS and HRSD. In total, six Pacific Island country reps from national fisheries agencies attended the virtual launch (Fiji, Tonga, Solomon Islands, FSM, Vanuatu and Tuvalu) as well as PEUMP partners (KRA 6,5, 2 and 4), civil society organizations, in particular women's organizations and those working on environmental sustainability. The event was also open to all SPC staff as it was integrated into SPC's overall IWD awareness campaign – strongly supported by HRSD as the leading division.

The handbook has since been used to support training and other forms of capacity building on GSI by the PMU Gender and Human Rights Specialist. Hard copies will be made available to partners and countries by October 2021.



⁷ The complete Handbook can be viewed on the following link: <https://peump.dev/resource/pacific-handbook-gender-equity-and-social-inclusion-coastal-fisheries-and-aquaculture>

4.8. Support provided to SPC FAME to conduct a GSI training for small-medium sized aquaculture enterprises (SME) from Fiji, Solomon Islands, Tonga and PNG from 24th – 27th November 2020.

Jointly with HRSD and the FAME Aquaculture team, Gender and Human Rights Specialist planned, designed, and implemented a four-days GSI training. In total, 15 individuals from 7 different SMEs participated (8 female, 7 male), including 2 young female interns from SPC's aquaculture division (Fiji nationals). 9 participants attended in person while 6 participants attend virtually due to COVID-19 related travel restrictions. The training had been requested by FAME's aquaculture team under their New Zealand funded Sustainable Pacific Aquaculture Development Project (PacAqua). It was found to be in line with PEUMP aspirations under KRA3 to support the diversification of livelihoods and development of alternative livelihoods by looking at aquaculture resources as key back-up during disasters or other forms of crisis and stress towards the availability and accessibility of marine resources for communities. PEUMP Gender and Human Rights Specialist was the main trainer and led training design and planning. Four HRSD staff co-facilitated sessions and provided an overview on Gender Based Violence (GBV) (issues, frameworks, support services) in the Pacific context as a more general awareness information session (personal and entrepreneurial angle provided), followed by a Q&A discussion. Further, the SPC gender and value-chain adviser facilitated a session on gender issues along value-chain processes. The training was tailored to the private sector - applying a GSI lens from an entrepreneurial point of view, using case studies, inviting a guest speaker from the private sector to share good practices that have worked using a Fiji example of successfully applying GSI considerations and demonstrating the positive social, economic, and organisational benefits that resulted from GSI sensitive business models and why GSI makes good business sense while also discussing wider community impacts. The last day focused on a reflective group work where participants designed their own action plans to incorporate GSI into their own SME context.

Based on training post-evaluation surveys, 43% found the overall training very satisfying, 57% said satisfying. The purpose and objectives were presented in very clear manner for 85% of the participants. Recommendations made were mainly on more time for discussions on how best GSI can be applied by the individual SMEs (country contexts, company set-ups and operational structures varied a lot) and more interactive modes of delivery which were limited due to the nature of virtual delivery. The close collaboration between HRSD and FAME once again was fostered through the PEUMP programme that allowed a sufficient resource allocation towards GSI training. Targeting SMEs who were mainly family driven also supported the empowerment idea of women and young daughter, sons or other family members who are fish workers in their own right as part of these family business units.

The training compelled the PEUMP PMU and HRSD outside their comfort zone by exploring training content and needs tailored to the private sector underlining the dual social responsibility of private entities, their corporate responsibility and the viability of a SME that applies a GSI lens. The Pacific handbook on GSI in coastal fisheries and aquaculture was used to inform the training and material was adjusted to incorporate a business lens. Although focused on aquaculture, topics on food security, diversification of livelihood options and broader economic empowerment of women and young entrepreneurs, GBV and other gender and social inclusion specific concerns were found extremely relevant also in the PEUMP context of reducing poverty by focusing on GSI and HRBA through the lens of family operated entrepreneurship.

4.9. Various GSI and HRBA mainstreaming support activities under KRA3 (national and regional level) provided from Nov 2020 – June 2021

Gender and Human Rights Specialist and HRSD Adviser (GSI - Fisheries) have worked in tandem to provide technical assistance to KRA3 staff in mainstreaming GSI and HRBA into their work areas. From Nov – Dec 2020 both worked closely with KRA3 social scientist to plan and design a training on how to conduct a socio-economic survey while integrating a people-centered approach into each of the eight learning steps for the Ministry of Fisheries in Tonga. As part of training design and process, Gender and Human Rights Specialist was included as a member of the working group and provided on-going assistance in discussing scope of socio-economic survey needs and the potential inclusion of GSI and HRBA considerations into survey questioners.

A three-day Mock training took place in Dec 2020 and allowed sufficient time to adjust feedback and change delivery mode and timelines in line with participants' feedback. Key feedback on PCA was to integrate the social dimension through each of the learning steps and to refine the relevance on GSI and HRBA step-by-step.

Actual training took place virtually from 18th – 24th January targeting a wide range of fisheries officers from the Ministry of Fisheries in Tonga, including line ministries (e.g. 2 staff from the women's affairs division), relevant civil society and partner organizations such as FAO and the DFAT funded Pathways I project. A total of 21 were trained (15 female, 6 male). KRA3 social scientist worked closely with PMU and HRSD Adviser (GSI – Fisheries) to tailor each of the eight chapters in terms of their GSI and HRBA relevance. The PCA was presented as an overarching goal while each step defined the more specific GSI and HRBA relevance and how it can be translated into socio-economic survey objectives, indicators, how to conduct a GSI sensitive consultation process, GSI data collection and analysis, stakeholder mapping or ethical conducts for survey implementation. A PCA case study was developed to investigate different impacts on women, men and youths when establishing a Special Marine Area (SMA) tailored to the Tonga fisheries context. The case study allowed participants to discuss differentiated needs such as different spaces women and men or youths use, different species they target, catch and sell for a livelihood, different gear they use as well as different time spend related to access and use of resources for social and economic well-being.

The integration of a PCA into socio-economic training built on efforts made by the Tongan in-country focal point for human rights (HRSD), Ms. Eleni Mone, who conducted a PCA 3-day training (6-8 Oct. 2020) in Nuku'alofa for 25 Ministry of Fisheries staff (18 female, 7 male). This training was a result of her participation in the SPC regional workshop on GSI and human rights in July 2020. She shared training report, provided additional insights via a zoom meeting with HRSD and PMU Gender and Human Rights Specialist. She also helped identify key issues and the Tongan context for GSI and HRBA which have been taken into account for the integration of PCA into socio-economic monitoring training. Thanks to Eleni's PCA sensitization training in October 2020, Tonga Ministry of Fisheries had been sensitized and showed some level of familiarity with the PCA. It was new for all participants to then apply a PCA into the planning and design of a socio-economic survey more specifically. Excellent step-by-step learning was enabled due to a stronger contextualisation and continuity in building on past initiatives as well as opening a fishery related training to national human rights and gender experts that have since assisted cross-divisional support and engagement in country.

Post-training, KRA3 social scientist developed socio-economic questionnaires for Tongan communities that were part of the national special management areas programme. Gender and Human Rights Specialist and HRSD

Adviser (GSI – Fisheries) provided comments, feedback and suggested alternative questions to allow an integrated GSI analysis on people's socio-economic needs and post-COVID impacts by women and men. Survey design allowed collection of age and sex disaggregated data, information on the involvement of different groups in various aspects and steps of harvesting and post-harvesting activities, food security concerns of women and men as well as questions on alternative livelihoods by gender, the contribution of natural resources for the economic and social well-being per household and coping mechanisms related to possible COVID-19 impacts by women and men along age lines. The surveys were conducted in-country by national staff. Results have been shared with SPC KRA3 for data analysis support in March/April 2021. While some parts of the surveys will be analyzed by a local NGO, Gender and Human Rights Specialist provided comments into the TOR to ensure that GSI and to a lesser extent HRBA analysis be conducted as part of the overall socioeconomic analysis following an integrative analysis approach. Survey results on COVID-19 socio-economic impacts, however, have been shared and analyzed by SPC FAME economist and social scientist in a final report. Gender and Human Rights Specialist worked closely with HRSD Adviser (GSI – Fisheries) in providing comments and feedback on GSI relevant information and assisted in the formulation of gender focused recommendations to the Tongan Ministry of Fisheries. The report will be made available on the SPC and PEUMP website soon. The gender findings from the COVID-19 impact assessment and the socio-economic analysis, which is yet to be provided by the local consultant, will be shared with the HRSD human rights focal point in-country who is providing on-going support to the Ministry of Fisheries in mainstreaming a PCA into their work. Findings will also assist the PMU in directing partners to be more GSI sensitive and to consider gender specific recommendations made when working in Tonga.

In March 2020, Tonga HRSD in-country focal point, Ms. Eleni Mone travelled through Fiji back to Tonga and spent a few days at HRSD HQ in Suva. PMU Gender and Human Rights Specialist, HRSD Gender Adviser and HRSD Senior Human Rights Adviser designed a one-day train-the-trainer programme for her to build her capacity and equip her with essential knowledge and resources on GSI and HRBA and fisheries. Eleni had expressed a need to learn more about how she can apply a PCA in the fisheries context. She had committed to continue to assist the Tongan Ministry of Fisheries after her first PCA training in October 2020. The train-the-trainer approach was found most suitable. The Pacific Handbook on GSI, recent findings from the legislative gender and human rights analysis (Tonga chapter) and key findings from a summary of gender and fisheries analysis for Tonga were used by the team to train Eleni. Eleni has since had consultations with the Ministry of Fisheries to explore additional support during key national fisheries meetings. She has used key findings to inform the Ministry on legal and policy gaps on gender and human rights and has planned in using the handbook to conduct a follow-up training on PCA that can be more specific and tailored to the Tongan fisheries context. It is planned to continue to provide mentoring and capacity building opportunities to Eleni to build her expertise as GSI and human rights focal point for fisheries related issues in Tonga so that she can continue to provide assistance to the Ministry of Fisheries supporting them in the mainstreaming of a PCA. Eleni also works closely with the Tongan Ministry for women, which she has successfully weaved into her sector specific support to national fisheries staff.

HRSD Adviser (GSI - Fisheries) in close consultations with PMU Gender and Human Rights Specialist provided on-going technical assistance to KRA3 CBFM officer and LMMA staff to support the mainstreaming of a PCA into subregional and regional CBFM workshops, resulting in the integration of a PCA into Pacific Framework for

Action on Scaling-up CBFM. All virtual workshops on CBFM included questions on PCA with special focus shared benefits and inclusive decision-making. Information on PCA was also included by country prior to the workshops to assess their level of responsiveness on GSI and human rights. HRSD Adviser (GSI - Fisheries) was also included in all planning meetings and supported the facilitation of group work to ensure PCA related questions were understood and facilitated with respect to country specific contexts.

Early 2021, HRSD Adviser (GSI – Fisheries) – supported by the PMU Gender and Human Rights Specialist and KRA3 social scientist started planning processes with the RMI Ministry of Fisheries to identify best ways forward in conducting the RMI gender and fisheries assessment remotely considering on-going travel restrictions due to COVID-19. A concept note was prepared and shared with RMI GOV, PMU and HRSD before finalization. The concept note was used to draft TOR for the engagement of a local consultant to conduct necessary field work. HRSD Gender Adviser has started the write-up of the desk-top based analysis sections and is still liaising with RMI GOV officials to determine sites and travel logistics to finalize TOR for local consultancy. The process has experienced huge delays due to changing counterparts within the RMI Ministry of Fisheries and slow responses. Various steps have been taken by HRSD and PMU to overcome these challenges:

- PMU visit to the RMI ambassador in Suva to inform about the activity and seek his support;
- Engage with HRSD RMI in-country focal point to support communication channel with the Ministry of Fisheries in RMI;
- Re-priorities planning steps, adjust timelines and focus on desk-top review while field work arrangements are yet to be determined with the RMI Ministry of Fisheries counterparts.
- Stronger involvement of the KRA3 social scientist to assist desk-top review.

This activity will continue into Year 4 and is planned to be finalized by end of 2021.

In May 2021, Gender and Human Rights Specialist liaised with the Solomon Islands Ministry of Fisheries and Marine Resources (MFMR) to progress with their proposed GSI and HRBA activities. GSI/HRBA training was planned and scheduled for mid-August 2021. Gender and Human Rights Specialist worked closely with MFMR gender focal point, PEUMP supported HRSD Advisers and in-country focal point as well as WorldFish gender expert based in Honiara to design and plan a 3-day workshop on GSI and HRBA. This activity fell into Year 4 and will be covered in the next reporting cycle.

Furthermore, Gender and Human Rights Specialist took the lead in proposing a review structure for Solomon Islands MFMR's outdated gender strategy. The proposed review process included:

- 1) Suggestions for the consultation process;
- 2) Establishing a working group in country under the lead of the MFMR gender focal point;
- 3) Changed themes in line with new research and evidence on gender;
- 4) Integration of social inclusion and HRBA into the scope
- 5) Proposed structure and improved alignment with overarching national gender and fisheries goals.

The review process is planned to take place after the GSI/HRBA training in August 2021 to allow a better understanding and application of GSI/HRBA issues and concepts by the MFMR working group. The Gender and

Human Rights Specialist shared the review process also with KRA3 social scientist and HRSD staff for feedback and comments.

4.10. Mainstreaming support and identification of GSI/HRBA entry points for KRA 5 provided.

Gender and Human Rights Specialist assisted KRA5 team lead with the integration of GSI and HRBA components into Requests for Tenders (RFT) to undertake BIEM Ridge to Reef analysis and related activities in communities in Fiji. The RFT were found thought through and progressive with regards to their GSI and HRBA responsiveness. Gender and Human Rights Specialist provided only additional finetuning and discussed the opportunity of engaging a gender expert as part of the interdisciplinary approach of the proposed activities. This option was taken on board by KRA5. In a meeting in May 2021 with KRA5 lead and in follow-up meetings, Gender and Human Rights Specialist discussed operationalization of GSI/HRBA related activities, budget sharing options and support that can be directly provided by the PMU to increase GSI/HRBA specific outputs as well as additional opportunities to include a GSI/HRBA lens into upcoming work in Vanuatu and Tonga under KRA5. The implementation of the GSI/HRBA components for the Fiji RFT strongly depends on KRA5 progress with the Fiji Ministry of Environment and maybe delayed. However, it is seen as an excellent opportunity to strengthen an interdisciplinary approach towards biodiversity, to increase awareness on the GSI/HRBA dimensions and to foster mainstreaming throughout all aspects of the project.

4.11. Assistance and technical expertise provided to partner organizations from civil society in applying a stronger GSI lens at organisation level (WCS) and in undertaking a data gaps analysis through a baseline initiative (Women in Fisheries Network – Fiji).

WCS developed a GSI analysis framework to assist the implementation of GSI lenses into the organization's work, especially to support the integration of GSI into CBFM related work under the implementation of the PEUMP-LMMA support for Fiji. The framework was also designed alongside the Pacific Handbook on GSI in coastal fisheries and aquaculture as a way of facilitating the application of the handbook by providing additional training tools in line with WCS work areas. Gender and Human Rights Specialist's expertise was sought to provide feedback and comments to the draft framework in May 2021 and in the final draft which was shared after June 2021. Suggestions and comments made have been incorporated by WCS gender consultant to improve the framework which is yet to be finalized by WCS.

Gender and Human Rights Specialist, as part of her broader role to assist civil society organizations, supported the Women in Fisheries Network (WiFN) – Fiji who conducted a baseline initiative to detect data gaps and needs on women in fisheries in Fiji. HRSD Adviser (GSI – Fisheries) also assisted this work as being part of the stakeholder meeting with SPC gender and fisheries experts and through feedback and comments on the draft report. Furthermore, Gender and Human Rights Specialist shared relevant SPC research and prepared a presentation as a guest speaker for the WiFN workshop where she presented on regional data gaps on gender and fisheries, challenges and opportunities for improved data collection and best practices to improve regional and national data collection on gender specific aspects to inform practice. The final baseline report acknowledged the SPC support provided and is yet to be published by WiFN.

4.12. PEUMP involvement in the Pacific 14th Triennial Conference of Pacific Women through the side event “Women of the land and sea – economically empowering women along value chains”.

In March/April 2021, Gender and Human Rights Specialist worked closely with HRSD, SPC gender and value-chain adviser and multiple partner organizations such as UNWomen, UNDP, WorldFish, PIFON, WCS and women-led entrepreneurs to develop a proposal for a side event to the 14th Triennial Conference of Pacific Women to draw attention on women’s economic empowerment at land and sea across value-chains. The proposal was successfully selected by the Triennial Secretariat, jointly planned with the above listed partner organizations, and conducted as a virtual side event on 27th April. Shifting debates in agriculture and fisheries development towards women’s economic empowerment along value chains from land and marine resources is seen as an underinvested area that bears the potential of unfolding women’s multiple skills, hard work and innovation and supporting their tireless journey of providing for their families, communities and nations. The side event aimed at sharing stories from the field that showcased women’s journeys in venturing into value-added produce. Their challenges and their success stories were highlighted. A gendered perspective allowed a fruitful panel discussion on how to progress gender equality through expanding investment in the various steps of a value-chain. The side event also acknowledged the need of applying a holistic approach to value chain development considering the environmental, economic, and social factors and the integration of land-based and marine activities within our island and atoll ecosystems. This was done by using a story telling narrative (‘talanoa style’) to shift the focus towards Pacific women as entrepreneurs, food inventors, policy makers and game changers. PEUMP related messages, presentation of findings from gender and fisheries research highlighting the need to invest in gendered value-chain analysis, learning through story sharing, fruitful discussions with experts and a set of recommendation for Pacific leaders on women/gender affairs were key outcomes. A total of 121 participants from development agencies, gender experts from the region, private sector representatives and from national agencies attended the event. Gender and Human Rights Specialist captured key recommendations and messages in a summary article (On p.42 “Women of the land and sea at the 14th Triennial Conference of Pacific Women: Investing in inclusive and sustainable value-chains identified as a regional priority”) that has been published in the article: 34th edition of the SPC Women in Fisheries Information Bulletin⁸.

The participation in this regionally high-level conference for Pacific Women leaders allowed PEUMP messages and recommendations to be considered at regional policy level for increased attention on women fisheries and farmers, their obstacles and their needs to further develop formal business potentials through value-chains.

4.13. Donor coordination and exploration of GSI collaborations pursuit with the DFAT funded Pathways project (phase II).

DAFT funded Pathways (University of Wollongong and ACIAR) project is a key partner for SPC with a strong focus on GSI in the context of CBFM. Thus, Gender and Human Rights Specialist has worked closely with

⁸ The 34th edition of the SPC Women in Fisheries Information Bulletin can be viewed in the following link: <https://spccfpstore1.blob.core.windows.net/digitallibrary-docs/files/4a/4a1d07671547f0abc9db314723639a67.pdf?sv=2015-12-11&sr=b&sig=lbsqY5iiEvh7oiM6J35BCWE4RDcTMU0j%2B0xnxQeuKMc%3D&se=2022-03-11T23%3A07%3A39Z&sp=r&rsc=public%2C%20max-age%3D864000%2C%20max-stale%3D86400&rsct=application%2Fpdf&rscd=inline%3B%20filename%3D%22WIF34.pdf%22>

Pathways staff on GSI related activities to support, complement and identify options for collaboration and joint activities:

1. to use maximum resources, networks and expertise available;
2. for effective donor coordination, and to avoid duplication;
3. to identify additional research needs;
4. to increase opportunities for long-term capacity development for national fisheries staff in Vanuatu, Solomon Islands, Tonga, Fiji and Kiribati.

Gender and Human Rights Specialist was consulted on regional needs and gaps that fed into Pathways II project design, provided additional feedback and comments on project proposal to ensure alignment with PEUMP objectives and participated in several coordination meetings, including with WorldFish gender experts to identify potential forms of collaboration on GSI common activities. As a result, strong relationships have been established with Pathways (II Phase), which will be used in PEUMP remaining implementing years to deliver on gender and fisheries research needs and capacity building initiatives with additional support from partners and their networks.

4.14. Mainstreaming PCA in FAME Regional Technical Meeting on Coastal Fisheries and Aquaculture (RTMCFA)

FAME requested HRSD support to integrate PCA in their next RTMCFA in 2021 by enhancing the “voices of the people in the region” through CSO and Non-State Actors (NSAs) participation in the Community Based Fisheries (CBF) Dialogue session of this meeting. HRSD Advisers provided support through; review of TOR for session convener(s) and proposed CBF session participants list, attending planning meetings, providing guidance on ways to boost CSO & NSA participation based on HRSD’s experience with their Pacific People Advancing Change (PPAC) programme, and reviewing of session Information Paper.

This meeting was initially planned for March 2021 but got postponed as these dates coincided with the lockdown in Noumea due to COVID-19, it has now been scheduled for October 12th-15th 2021. HRSD Advisers (GSI – Fisheries) will be providing direct support to the session convener(s) during the CBF Dialogue session in October. Additionally, the CBFM Framework that was developed earlier this year and funded under PEUMP has been placed as a topic of discussion in this meeting.

5. Communication and Visibility

In Year 3, PEUMP continued to build on implementing its Communications and Visibility Strategy, focussing on targeted and well-planned content to support the programme's work and demonstrate the impact of the SPC-EU-Sweden and co-delegates partnership.

The programme's Visibility Plan, a 'living' document regularly updated by all KRA partners, guided a proactive approach to implementing communications and visibility efforts, mapping communications opportunities and approaches, especially with COVID-19 and movement restrictions which shaped much of the third year's activities. Key highlights for Year 3 include:

5.1. Media and Social Media content

Throughout 2020, PEUMP communications across all KRAs supported several key events attended by senior representatives of communities, national governments, development partners, and non-governmental organisations. Communications support included publishing [human-interest features, blog posts, and press releases \(https://peump.dev/index.php/news\)](https://peump.dev/index.php/news) several of which were joint press releases with government ministries and implementation partners. These resulted in significant national and regional coverage. In collaboration with Capacity4Dev, a story "[Seeking a harmonious coexistence between Pacific Islanders and the life below water](https://europa.eu/capacity4dev/articles/seeking-harmonious-coexistence-between-pacific-islanders-and-life-below-water)"⁹ was published on the 4 June 2021 and showcases how the programme is working with regional agencies, local authorities and NGOs for their economic, social and environmental benefit. Examples of media coverage with URL links are contained in the media tracker (Annex 2).

Social media also remains central to the programme's communications and visibility efforts. The PMU and KRA-leads incorporate engaging content into their Communications and Visibility Plans for activities, events, and campaigns.

Fisher's Tales Series: Promoting good fishing practices in the Pacific



⁹ The Capacity4Dev story can be viewed on the following link: <https://europa.eu/capacity4dev/articles/seeking-harmonious-coexistence-between-pacific-islanders-and-life-below-water>

Throughout Year 3, the first series of the [Fisher's Tales](#) was used across several campaigns. Between October and November 2020, SPC ran a Facebook campaign to raise awareness about the importance of sustainably managing our marine resources, which generated a total reach of 963,000 people and 56,000 reactions.

In addition, the videos aired throughout the week of 7-11 June 2021 on Fiji Broadcasting Corporation's (FBC) children's television programme – Just Kids – to support the programme's World Oceans Day theme.

Synergies were developed with the PROTÉGÉ project to produce and promote the French version of the videos in New Caledonia during the International Underwater Film and Photo Fair and on TV in Wallis and Futuna (August 2020). Read more [here](#). Two series episodes have also been adapted into Bislama and Maewo for Vanuatu audiences and screened during the Maewo Island Forum (January 2021).

KRA partners have also been proactive with developing successful campaigns centred around key themes such as [International Women's Day](#) and [World Ocean's Day](#). Examples of social media content with URL links are also contained in Annex 2.

5.2. Publication of key resources

In March 2021, the Second Edition of the Pacific Handbook for equity and social inclusion in coastal fisheries and aquaculture was launched. The handbook is a tailored guide for fisheries practitioners and managers to integrate gender and social inclusion into their daily work cycles. The latest edition complements and builds on the first edition (published in 2019). It includes three additional modules which explore fisheries and aquaculture themes from a practical angle.

Both handbook editions were developed through writing workshops. The Second Edition of the Pacific Handbook for Equity and Social Inclusion in Coastal Fisheries and Aquaculture can be viewed [here](#).

Then Acting Director for Fiji's Ministry of Fisheries, Neomai Ravitu, highlights the importance and practicality of the Second Edition: Pacific Handbook for gender equity and social inclusion in coastal fisheries and aquaculture.



5.3. Production of Training toolkits

PEUMP launched a SET FAD Series Under KRA 3. The seven videos (<https://www.youtube.com/playlist?app=desktop&list=PLCq-WnF3HdrgAO2eUE--8EA7qiNPb6e-->) explained how to rig and deploy FADs and were produced in collaboration with the New Caledonian fisheries authorities. The videos have already been used at two workshops and can also be viewed on YouTube (<https://www.youtube.com/user/spcnc1/search>)

In addition, an Ocean Wardens training and awareness video was produced to highlight the role of compliance Officers and proper protocols when enforcing coastal fisheries regulations. The video was used during the Kiribati Fisheries Officers and Assistants Training Workshop (31 participants, including 16 women) as a pre-learning tool. In addition, it is available on SPC social media channels. The Set FAD Series and Ocean Wardens videos were produced with support from the Government of New Zealand and the PEUMP Programme.

5.4. Awareness campaigns

In November 2020, the 4FJ Fish Smart Campaign was launched in Fiji. PEUMP supports the new campaign with guidance from the Pacific Community and the Locally-Managed Marine Area Network International. It builds on the successful 4FJ campaign, which launched in 2014 to improve the management of Kawakawa (Grouper) and Donu (Coral Trout) fisheries in Fiji. The 4FJ Fish Smart Campaign expands its efforts to promote 'fish smart' practices to help communities manage marine species and meet their food and income needs. The campaign produces fish smart videos, animations, and other innovative outreach tools to empower grassroots networks to

promote inclusive community dialogues and help spur local action. Examples of recent 4FJ Fish Smart videos are available on <https://www.youtube.com/playlist?list=PLAZ1Fm0TJaVtDPdGUKO232scInHs3ALUs>.

5.5. PEUMP Website launch

In September 2020, the PEUMP Programme officially launched its website (<https://www.peump.dev/>) The website contains extensive information on the programme's activities in coastal fisheries, marine biodiversity, oceanic fisheries, education, capacity building, and mainstreaming gender and human rights-based approach in the fisheries sector. The website platform, managed by the Programme Management Unit (PMU), serves to highlight the work of PEUMP throughout the region and serves as an essential repository of information and resources on fisheries and ocean management.

5.6. Challenges

Imposed COVID-19 restrictions continued to impact visibility efforts in Year 3. As a result, several key events and implementation activities were postponed or cancelled. However, guided by the visibility plan continuously updated by all KRA partners, the programme continues to adapt visibility efforts through greater utilization of online platforms and collaborative visibility strategies with partners based across the region.

6. Reporting and Programme Management

Year 3 of the programme has aimed to enhance and sustain the achievements in the areas of effective and efficient planning and coordination across partners and further enhance the mainstreaming cross cutting themes of gender, social inclusion and the human rights based approach.

The following are some of the achievements during this reporting period:

6.1. Staff recruitment and changes

KRA 0

The resignation of the PEUMP PMU Communications Officer in June 2020, saw the assignment of a short term staff from Corporate Communications Division to ensure continuity of the work whilst the recruitment process was conducted. The new and current incumbent was formally established in the role in May 2021. The PMU Finance Officer sadly passed away in November , and the PMU had engaged a cover from the SPC EU PMU office while recruitment took place. The incumbent was formally established to the role in June 2021. The programme assistant post was vacant since the post holder resigned during Year 2. The PMU engaged cover from within SPC via the GEM maritime boundaries team's project assistant through timesheeting of support provided to ensure the continuity of the work. The position was filled with a full time staff in January 2021.

KRA1

Successful completion of the 2 'Pacific Island Fishery Professional' (PIFP) positions, with both individuals returning to their home countries (FSM and Cook Islands) during the reporting period. Following budget planning activities, further PIFP positions supporting PEUMP activities will be advertised when regional travel looks likely to resume. Advertisement and interview of applicants for KRA 1.1 position was completed in the previous year, but as noted the selected candidate was not ultimately able to accept the role. Work under that sub-KRA has been progressed using consultants, while the staff position has been re-advertised (interviews scheduled for August 2021).

KRA 2 & 4

The FFA PEUMP Market Access Adviser completed her contract on 30 June 2020, and subsequently left FFA. A recruitment process to secure a replacement was launched, but was not successful in securing candidates with the expected skills and experience. Recruitment of the FFA PEUMP Finance and Procurement Coordinator (previously the PEUMP Project Coordinator) was completed in December 2020 and taken up in February 2021. The FFA PEUMP Fisheries Policy Specialist and Team Leader role contract, which ended in January 2021, was extended for an additional 6-month period. The short-term extension had been issued to facilitate continuity of the role while finalisation of the Addendum #1 FFA PEUMP team roles was underway.

A number of additional roles for the FFA PEUMP team were endorsed as part of PEUMP Addendum #1. However, due to delays in finalization of the effective date of the Addendum, recruitment processes to fill those roles were not launched.

KRA 3

The *Coastal Fisheries Social Scientist* position has been a challenging position to both recruit for and to retain the staff. The initial *Social Scientist for Coastal and Community Fisheries* (now renamed, *Coastal Fisheries Social Scientist*), resigned the end of January 2020, to return to his former position in PNG as head of the National Fisheries College (the PNG NFA actively sought his return). While his initial end date was in April 2020, due to coronavirus travel restrictions impacting his return to PNG, SPC extended his contract end date to mid-June 2020, which managed to cover-off a large portion of the time required to recruit a replacement.

The recruitment of the replacement *Coastal Fisheries Social Scientist* was successfully completed, filled by a very experienced and internationally recognised social scientist, who started remotely from Honolulu late-July 2020. Unfortunately, she resigned for a combination of family, COVID-19 and the offer of a high-level international position and ended her contract on 22 March 2021.

A new Coastal Fisheries Social Scientist has been recruited, and she started 10 May 2021, initially working remotely from Australia due to COVID-19 travel restrictions, but was relocated to Noumea early-July 2021. The recruitment and onboarding did result in some delays in activity implementation, but most activities were maintained during the transition period through the support of other non-PEUMP Coastal Fisheries staff, especially the Coastal Fisheries Economist.

The 2020 Pacific Island Fisheries Professional (PEUMP - Science), James Kora from Cook Islands, started with SPC mid-February 2020 and ended mid-February 2021. Due to the COVID-19 travel restrictions in place most of his attachment, he was not able to undertake much field work, except the occasional activity in New Caledonia.

The recruitment process for the 2021 Pacific Islands Fisheries Professional (PEUMP – Science) attachment, was slightly delayed in the second half of Year 3, due to COVID-19 travel restrictions. However, the competitive recruitment was undertaken in late Year 3, and a female fisheries officer from Fiji was successfully recruited. She started at SPC Noumea in early July 2021 (Year 4).

Contracts – implementation partner LMMA Network:

The LMMA Network Project Coordinator (PEUMP) was contracted in September 2019. The contract was awarded to Caroline Vieux, based in Noumea, New Caledonia. Her contract was renewed in September 2020.

The LMMA Network Assistant Project Coordinator (PEUMP) was contracted in April 2020. The contract was awarded to Teri Tuxson, based in Suva, Fiji. Her contract was renewed in April 2021.

The LMMA Network Conference and Communication Coordinator contract was signed with Seema Deo, Footprints in the Sand Consulting, in February 2020. The conference was initially planned for the end of 2020 but has been postponed to the end of 2021. The contract has been extended.

The LMMA-SPC contract for the provision of advisory services by the LMMA Network for the implementation of KRAs 3.5, 3.6 and 3.7 was signed in March 2020, and was renewed in January 2021.

Contracts – local implementation partners:

The contracts for the in-country CEAFFM activities under the LMMA component (KRA 3.6), were signed with Wan Smolbag Theatre (Vanuatu), Wildlife Conservatory Society (WCS) (PNG) and WorldFish (Solomon Islands) in July 2020 (Year 3).

The RFP for the Fiji in-country partner to implement the CEAFF activities under the LMMA component (KRA 3.6) had to be readvertised several times. An agreement was signed with Conservation International in late January 2021.

The Preferred Service Provider Agreement was signed with cChange at the end of April 2020 “To implement large scale information delivery to communities on coastal fisheries management in Melanesia” and the first implementation contract under this agreement was signed at the end of June 2020 for 1 year. The Preferred Service Provider Agreement was renewed for 3 years in March 2021.

KRA 5

There were no changes to SPREP staff during Year 3.

6.2. Planning and coordination

Programme management meetings continue but not at the initial monthly frequency due to the frequent interaction between KRAs and PMU. These are currently held as required dependent on critical issues such as the current COVID-19 pandemic where KRA partners and the PMU discuss and coordinate planned activities with the pandemic impact on programme delivery at the forefront. Monthly updates on activities and the visibility calendars continued regularly throughout the year until the impact of COVID-19 resulted in a reduction and finally a total ban on travel to programme target countries was put in place by governments and all KRA partners.

SPREP undertakes internal KRA5 planning and coordination meetings on a monthly basis through phone conferences linking the teams and contractors in Suva, Apia, Port Vila, Auckland and Sydney.

Liaison meeting between KRAs 1, 3 and 5 on bycatch issues undertaken to improve efficiency of all three KRA elements.

KRA 1, 3 and 0 matters are discussed on a monthly basis at FAME (SPC) senior management team meetings that allow PEUMP and non PEUMP matters to be discussed as needed. The PMU Programme Coordinator has weekly meetings with FAME Director to further discuss progress on key issues

6.3. Programme Coordination Group (PCG) meetings conducted

Two PCG meetings were held – the first on 1 August 2019 and the second on 4 & 7 May 2020. The first meeting was held in Suva with remote attendance by KRAs 1, 2, 3 and 4 from Honiara (FFA) and Noumea (SPC) and Embassy of Sweden in Bangkok. In attendance in Suva was the European Union, PIFS, USP, SPREP and the PMU. The second PCG was held virtually on zoom due to travel restrictions and worksite lockdowns for all parties concerned. The first meeting focussed on updates on progress from all KRAs including the Y1 annual report and discussions covered challenges and solutions to address these. The second meeting(s) on May 2020 focussed on comprehensive updates from KRAs and reviewed the updated draft workplan that now accounted for the impact of COVID-19 for the remainder of the reporting year and into year 3 of the programme. The third and fourth PCG meetings were held in September 2020 and March 2021 respectively. These meetings covered the year 2 annual report submission review comments and preparations for the programmes 2nd Programme Steering Committee that was also held in March 2021.

6.4. Four-monthly and Annual progress reports compiled and submitted

The programme submitted two four monthly reports in year 3 (July – October; November – February). The 3rd period (March – June) is included in this annual report (July – June) which is submitted once a year. The solid data collection and reporting tools developed by the programme has increased follow-up, transparency and accountability which is seen by the EU and Sweden as a role-model for other projects.

6.5. Monitoring, Evaluation and Learning (MEL) activities

The PMU MEL Specialist develops the data and tools needed to collect information for the reporting of the programme's progress, challenges, adaptive changes and risks. Templates are developed (also reviewed and modified over time) specifically for each reporting event (4 monthly report, annual progress report) and meetings (project steering committee, project coordination group meeting minutes template). Information are collected via the templates to prepare the 4 monthly report, the different chapters of this annual progress report including annexes. Information papers for the project steering committee meetings are prepared, edited and finalised based on the information provided in the templates. The process taken to finalise each 4 monthly report and annual progress report is timely and takes careful reviewing, clarification with KRAs (through emails, meetings, double checking outputs reported corresponds with database records) before the correct information is shown in the final reports. This annual report features some impact highlight stories that the PMU Communications Officer prepared along with other staff of the different KRAs.

Post training impacts survey (referred to as tracer survey in KRA 6) was developed shared with USP (KRA 6) for their use. The results of these survey is described in detail in USP's annual progress report (Annex 5). The impact of trainings, along with other outputs that have been produced by the programme will be evaluated further in year 4. The reporting and data collection tools and post training impact surveys and the process of their delivery and collection are outlined in the PEUMP MEL Plan. The MEL Plan is regularly updated.

Independent evaluation of the progress and performance of KRA 5 (SPREP BIEM) was conducted in June 2021. The evaluation was discussed with the BIEM Programme Manager and done as part of their country meetings with Solomon Islands, Tonga and Vanuatu. Following the BIEM meeting, only the PMU MEL Specialist had a meeting with each of the country teams to share their feedback on what were the successes, challenges, areas for improvement, and lessons learnt for the BIEM programme in each of their countries. A report was prepared by the MEL Specialist and shared with the BIEM Programme Manager for further necessary actions. An independent evaluation of FFA's KRA 2 and 4 has been discussed in July 2021 with the FFA Team Leader, and next steps to initiated the evaluation has been agreed.

Results Oriented Monitoring (ROM):

The ROM mission which commenced on 21st September was conducted remotely due to COVID 19 travel restrictions. The ROM expert, Ms. Janet Bedasse was based in South Carolina USA. The PMU team assisted the contractor ROM Global and Ms. Bedasse on the arrangement of stakeholder interviews. This included identifying stakeholders that the ROM expert wished to interview and setting up zoom meetings with each. The KRA teams and PMU staff were also interviewed by Ms. Bedasse. Each interview ranged in duration from 1-4 hours in length. The ROM exercise lasted for 3 weeks. It was also highlighted that this will be the first time for ROM to be done remotely as opposed to the normal in-country visit by ROM experts.

After the 3 weeks, the ROM expert prepared a report based on the findings of her interviews. The report was shared with the PMU team in November with the following recommendations.

- (i) for the FFA and SPC to consider consulting with the PITIA to find a solution that will lead to re-engagement;
- (ii) for the FFA and the SPC, with regard to working with the WWF, to consider amending the contractual arrangements in order to transfer the responsibility of working with WWF from FFA to SPC, in agreement with the EUD;
- (iii) for the SPC to consider revising the logframe to address issues that hamper adequate monitoring and develop a Risks Management Plan;
- (iv) for the FFA, to consider agreeing with the EUD on the definition of a format for the valuable policy dialogue that can be acceptable to all participants;
- (v) for the SPC to consider coordinating with cChange's Awareness Campaign to make the PEUMP highly visible.

6.6. Programme Steering Committee (PSC) meeting conducted

The second Programme Steering Committee meeting was held on the 24th March 2021. It meeting was a blended mode, with invited participants in Suva attending face to face and country stakeholders and partners attending virtually.

A full comprehensive update on the programmes progress in year 2 of implementation was provided. Whilst this PSC was held out of sequence to the Regional Steering Committee (RSC), the programme was asked by member to revert back to the same cycle as the RSC for the coming PSC #3 in the latter half 2021.

7. Risks and Challenges with Adaptive Solutions

The COVID-19 pandemic has continued to be the major challenge faced by the programme in year 3. Travel restrictions has hindered the progress of activities across all the KRA's since March 2020. This had direct impact on the ability of technical staff to travel to target countries and the country participants to travel and participate in workshops and trainings. This has curtailed capacity development training that were planned and has led to all KRA's to innovate and develop measure to adapt to the travel restrictions. This has seen all trainings go online mainly by zoom with the technical experts at SPC administering and facilitating the trainings from Noumea SPC headquarters or Suva SPC offices. The SPC Suva staff including the PEUMP PMU have continued to work from home since April 2021 due to the outbreak of COVID-19 cases in Fiji. Working from home and been surrounded by the community outbreak of COVID-19 for 6 months (and counting), brings it's unique challenges to the mental and physical health of the staff, which in turn affects work and progress of activities.

The PMU sought advice from the SPC's Public Health Division on an assumption when travel will be likely. The best advice was that travel will most likely commence in the latter half of 2022. This has implications for the timeline of the programme and lead to the discussion around a no cost extension of 2 years to ensure all activities are completed before the end of the programme. The second addendum will be prepared and will show programming planning of activities and resources for the no cost extension period.

KRA 1 – SPC		
Risks and Challenges	Adaptive Solutions	Proposed Changes (if any)
Challenges in recruitment of key appointment for Activity 1.1, including delays, with the successful applicant to the recruitment round undertaken in Year 2 ultimately not ultimately being able to accept the role. Challenges have been due to the specialist skills needed and now the COVID-19 implications for applicants' decision making.	As limits on funding period necessarily constrain the SPC staff employment duration, some monies from the salary line were moved into planned activities to fund consultancies and contracts to counter the delay. With the proposed no-cost extension to the project being considered, the SPC staff position was re-advertised, with interviews scheduled for August 2021. If no suitable candidate is selected, the activity will continue to be implemented using consultants.	Changes were undertaken in the current reporting year, with the agreement of the EU delegation.
Ongoing challenges in initiating KRA 1.3 EM trials with the fishing industry – in particular the purse seine fishery component - and implications of the	While plans were developed with industry partners and relevant NGOs to support trials of EM on board vessels, the COVID-19 pandemic restrictions put those on	None – the agreed approach should allow progress to continue, despite the current restrictions in the region.

COVID-19 pandemic on regional travel.	<p>hold. Those plans now need to be redrawn and re-negotiated with industry partners. The partial funding of the regional E-reporting and monitoring coordinator agreed with the EU delegation will assist with this.</p> <p>As agreed with the EU delegation, given the current restrictions on regional travel, trials on the New Caledonian longline fishery will provide key learning opportunities of issues and solutions to allow a more efficient roll out of the improved techniques to the region once travel restrictions are eased.</p>	
---------------------------------------	---	--

KRA 2 AND KRA 4 - FFA		
Risks and Challenges	Adaptive Solutions	Proposed Changes (if any)
<p><i>Challenge</i> – Implementing in-country capacity building activities during the COVID-19 pandemic</p> <p><i>Risk</i> – Snap lockdowns at the local or national level leaving participants/ personnel stranded or unable to return to their homes/families.</p>	<p>Where possible, implement activities using virtual platforms, or engage local experts to carry out the activity. However, where capacity building activities are hands-on in nature, the issue/challenge remains. Furthermore, refer to the two rows, below, on follow-on issues that have been experienced as a result of using virtual platforms to implement activities.</p>	<p>Capacity building and in-country missions associated to remain on hold until either:</p> <ol style="list-style-type: none"> 1. local subject matter experts can be identified and engaged to carry out the activity without requiring international travel; international travel restrictions are relaxed, allowing for easier access to countries
<p><i>Challenge</i> – The proliferation of virtual meetings leading to “Zoom fatigue” and additional workload at the national level for FFA Members and partners.</p> <p><i>Risk</i> – Changing priorities / protocols / restrictions at the national level mean planned activities are</p>	<p>Continue to liaise with FFA Member countries and provide support as needed to ensure that progress, however small, continues to be made during times of uncertainty.</p>	<p>The FFA PEUMP workplan, while structured, must remain flexible to accommodate changing national priorities and capacity to implement planned activities. This includes accommodating ad hoc requests that arise as a result of the ongoing pandemic restrictions and protocols.</p>

postponed, support requests received from Members are changed, and responses from national counterparts/partners are sporadic or non-existent.		
<p><i>Challenge</i> – FFA Members participating in meetings or trainings implemented via virtual means face connectivity issues, and/or high internet costs.</p> <p><i>Risk</i> – The level of engagement in activities using virtual platforms are low or ineffective</p>	FFA PEUMP procures and distributes mobile data to participants or arranges for resources to be made available in a central location that has a stable internet connection. The former resolves the issue of high internet costs, while the latter provides an option for access to a stable internet connection. However, both issues remain for participants who are based at remote outposts.	The FFA PEUMP workplan and budget structure does not make clear allocation for procurement of consumables such as mobile data for meeting/workshop participants, and may need to be revised to accommodate such types of expenses in response to the current work environment.

KRA 3 - SPC		
Risks and Challenges	Adaptive Solutions	Proposed Changes (if any)
The ongoing COVID-19 pandemic continued to affect the project staff's Year 3 implementation, and will continue to affect implementation in Year 4, especially for KRA 3.1, 3.2, 3.3, 3.4, 3.8, 3.9 and 3.10.	<p>For capacity building activities the project team continue to use and further innovate and develop online training platforms, web and/or video training to support PACP project stakeholders.</p> <p>Where feasible and appropriate, local (in-country) consultants are used to carryout in-country work.</p> <p>Deliver capacity and training through virtual workshops.</p>	<p>Some ongoing delays in service delivery where direct in-person training and support are required.</p> <p>Modifications to work plans to focus on what can be delivered online/remotely.</p>
Travel restrictions—total flight bans, flight route reductions, irregular flight services where still operating and quarantine requirements—reducing or stopping PACP country staff travel for attachments, e.g. capacity building	Remote mentoring, guiding, of PACP staff. Provision of online training and support tools and videos.	Modify workplan and budget to facilitate online training and support.

and technical training attachments to SPC postponed or cancelled.		
Duplication (and perceived duplication) of activities with other donor projects or initiatives (both within SPC or through other agencies) has the potential to negatively impact on project (investment) effectiveness and efficiencies (e.g. KRA 3.9 outreach).	Ensure coordination with implementing partners, donor partners and effective collaboration with others working in this area to harmonise and complement each other's work.	None.
Maintaining PACP national in-country fisheries agencies, and especially the data collectors/surveyors, motivated to continue collecting data during the COVID-19 situation. Many PACP member governments are shifting resources to developing livelihood related activities, with data/information collection frequently being relegated to a lower priority. In some PACP (e.g. Fiji) government fisheries staff have been reassigned to COVID-19 contact tracing, and some have been furloughed due to government financial constraints.	Continue working with the PACP fisheries agencies and staff on analysis and reporting, and to ensure the specific outputs address national needs and priorities. Ensure that the data collected is for the country and not perceived to be "for SPC". Support PACP fisheries agencies to effectively address livelihood issues within the framework of the PEUMP programme work areas.	Adjust workplan and budget as required to meet PACP priority needs.
Carrying out scientifically robust surveys of commercially important invertebrates requires continuous training and capacity development that best occurs face-to face, which has been our preferred model of delivery. However, the COVID-19 pandemic related travel restrictions have abruptly stopped this approach to delivering training and capacity building. Subsequent rolling lockdowns, severe economic downturns, and staff shortages are also severely restricting the capacity of staff in those member countries to perform their duties in an effective	To address some of these limitations and maintain our ability to provide capacity development, we have focused efforts on developing an appropriate on-line platform with an integrated e-data collection framework and associated e-tools as the core. This framework and suite of e-tools are designed to ensure capacity building and training can continue in the region and is now the principal method of delivery for the Science Team while they remain geographically constrained.	Modify workplan and budget to facilitate online training and support.

way including accessing learning and capacity building training.		
Staff retention has been affected by the COVID-19 related travel restrictions, resulting one PEUMP-funded position, Social Scientist, being vacated twice (Year 2 and Year 3). Works loads of all staff have dramatically increased due to the additional and more urgent work requests from PACP fisheries agencies, requiring new ways of working (adapting to virtual and online responses), while not being able to take any home leave.	Closely manage staff workplans, workloads and ensure leave is taken (even if only locally). Ensure PACP fisheries agencies expectations and request timeframes are realistic.	
Equipment purchases and shipping of required items, e.g. tablets and information and awareness materials into, and around, the region take considerably longer due than pre-pandemic times.	Adjust workplans and PACP expectations to take into account the considerably reduced transport/shipping options available. Adjust budgets for increased costs of shipping.	Modify workplans and budgets.

KRA 5 - SPREP

Risks and Challenges	Adaptive Solutions	Proposed Changes (if any)
COVID 19 travel and gathering restrictions persisted beyond the assumed end date of 31 December 2020.	Planned face to face meetings were held virtually when staff had the necessary hardware and software. Budget was offered to cover broadband costs associated with meetings.	<p>It will be assumed that no regional travel will occur in Year 4.</p> <p>All activities will be planned on this basis and progressed where possible.</p> <ul style="list-style-type: none"> Activity 5.4: Expert group to agree methodology to assess risk of marine turtle extinction will be virtual and held in Q1, Y4. Activity 5.8: The country specific capacity building CITES NDF workshops for Appendix II species will be run virtually in Q3, Year 4.

		<p>Regional workshops that require a physical presence that were planned for Year 3 have been rescheduled:</p> <ul style="list-style-type: none"> • Activity 5.5: The regional learning exchange for turtle rangers in Vanuatu, Solomon Islands and Fiji is rescheduled from Q4 Y2 to Q2 Y5 to coincide with turtle nesting season. • Activity 5.7: Workshop to identify regional and national turtle conservation and mitigation actions • is rescheduled from Q2, Y4 to Q1, Y5.
	<p>Implementation of field activities previously envisaged to be undertaken by international technical experts were advertised specifying that each team must have in-country experts available to complete the work.</p> <p>Where required, the scope of planned work has been adjusted or split out to reflect availability of in-country expertise. For example, the Rapid Biodiversity Assessment (BIORAPs) training and research in Vanuatu</p>	<p>Baseline assessments under Activities 5.2 and 5.3 in Vanuatu have been rescheduled from Y3 to Y4 following a number of re-introductions of Vanuatu's State of Emergency and the scope of planned work split up to enable nationally based teams to complete them in Year 4:</p> <ul style="list-style-type: none"> • Rapid Biodiversity Assessment (BIORAPs) training and research will now be split into two contracts: 1 marine BIORAP and 1 terrestrial BIORAP. • Ecosystem and socio-economic resilience analysis and mapping (ESRAM) training and research. • Environmental and socio-economic vulnerability and opportunity assessments (ESVOA) training and research.
<p>The COVID 19 restrictions introduced in Fiji from April 2021 have delayed:</p> <p>1. Activity 5.1: Marine Spatial Planning</p>	<p>The anticipated no-cost extension for the project will support the process and ensure planned activities for Fiji are implemented.</p>	
<p>2. Activity 5.5: The trial to deploy Hookpods on tuna longline vessels to mitigate threatened species by-catch.</p>	<p>Increasing engagement Virtually (online) with Provincial offices. Only provinces on Viti Levu have restricted movements</p>	

	while 6 other provinces are green containment areas which means face to face meetings there while facilitating virtually from Suva.	
3. Contract implementation by WWF Pacific under Activities 5.4, 5.5 and 5.8.	Scenario planning using the latest information from the Government has been completed and contracts extended where necessary.	<p>Activity 5.4: Community turtle use surveys and nesting beach climatic data collection will be extended from Q2 to Q4, Y4.</p> <p>Activity 5.5: It is proposed that the 'Improving uptake of by-catch mitigation measures for Species of Special Interest in the Pacific longline fleet through a port-based extension programme'</p> <p>Activity 5.8: Options to progress activities are being explored, including the option of conducting virtual training of skippers and crew.</p>

Annex 1: Financial Progress

THE PACIFIC COMMUNITY (SPC)

FISHERIES, ACQUACULTURE AND MARINE ECOSYSTEMS (FAME) DIVISION

PACIFIC – EUROPEAN UNION MARINE PARTNERSHIP (PEUMP)

SPECIAL PURPOSE FINANCIAL STATEMENTS

FOR THE PERIOD

1 JULY 2020 TO 30 JUNE 2021

THE PACIFIC COMMUNITY (SPC)

PACIFIC – EUROPEAN UNION MARINE PARTNERSHIP (PEUMP)

1 JULY 2020 TO 30 JUNE 2021

CONTENT

Page No.

87	Project Identification
88	Key Financial Highlights
90	Management Declaration by the Pacific Community (SPC)
91	Management Declaration by the Pacific Islands Forum Fisheries Agency (FFA)
92	Management Declaration by the Secretariat of the Pacific Regional Environment Programme (SPREP)
93	Statement of Income and Expenditure
97	Notes to and forming part of the Financial Statements
98	Disclaimer on the Supplementary Information
99	Expenditure by Country Report
102	Detailed Variance Report – Budget against actual expenditure
114	Detailed Commitments Report
116	Consolidated Fixed Assets Register

THE PACIFIC COMMUNITY (SPC)

PACIFIC – EUROPEAN UNION MARINE PARTNERSHIP (PEUMP)

1 JULY 2020 TO 30 JUNE 2021

PROJECT IDENTIFICATION:

Project Title:	Pacific – European Union Marine Partnership (PEUMP)
Project Duration:	57 months
Beneficiary:	15 PACP countries
Delegation Agreement Reference:	FED/2018/397-491
Total Action cost:	EUR 38,336,000 (EUR 28,786,000 by EU and EUR 9,550,000 by SIDA)
Organisation:	The Pacific Community (SPC).
Co-delegates:	Pacific Islands Forum Fisheries Agency (FFA) Pacific Regional Environment Programme (SPREP)

THE PACIFIC COMMUNITY (SPC)

PACIFIC – EUROPEAN UNION MARINE PARTNERSHIP (PEUMP)

1 JULY 2020 TO 30 JUNE 2021

KEY FINANCIAL HIGHLIGHTS

As shown in the accompanying special purpose financial statements, the key highlights for the period 1 July 2020 to 30 June 2021 are as follows:

1. There were no new funds received or disbursed during this reporting period.
- 1.1 Overall funding income received from EU – EUR 15,690,587

There are 2 tranches of funding received from EU. Total disbursements of EU funding made to codelegates:

Overall funding income received	Disbursement to FFA	Disbursement to SPREP	Balance remaining in SPC
EUR 15,690,587	EUR 2,891,373	EUR 4,097,168.	EUR 8,702,046

2. Total direct eligible expenditure incurred for:

By implementing partners

SPC-PMU	SPC	FFA	SPREP	Total
EUR 645,538	EUR 1,947,673	EUR 626,064	EUR 976,165	EUR 4,195,462

By KRA

KRA0 - SPC	KRA1 - SPC	KRA2 - FFA	KRA3 - SPC	KRA4 - FFA	KRA5 - SPREP	Total
EUR 645,538	EUR 599,686	EUR 318,148	EUR 1,347,988	EUR 307,916	EUR 976,165	EUR 4,195,462

3. Total Administrative cost (Indirect – 7%):

By implementing partners

SPC-PMU	SPC	FFA	SPREP	Total
EUR 45,188	EUR 136,337	EUR 43,824	EUR 68,332	EUR 293,682

By KRA

KRA0 - SPC	KRA1 - SPC	KRA2 - FFA	KRA3 - SPC	KRA4 - FFA	KRA5 - SPREP	Total
EUR 45,188	EUR 41,978	EUR 22,270	EUR 94,359	EUR 21,554	EUR 68,332	EUR 293,682

4. Total funding income received from EU totalled EUR 15,690,587
5. Total eligible expenditure (inclusive of administrative fee – 7%) totalled EUR 4,489,121
6. Total commitments totalled EUR 2,362,867
7. Project execution

	01 July 2018 to 30 June 2020	01 July 2020 to 30 June 2021	Cumulative as of 30 June 2021
Opening balance		8,341,732	
Total funding received	15,690,587		15,690,587
Other Income (interest and exchange Fluctuations- FFA)	11,906	(67)	11,839
Total Funds Available	15, 702,493	8,341,665	15,702,426

	01 July 2018 to June 2020	01 July 2020 to 30 June 2021	Cumulative as of 30 June 2021
Total eligible expenditure inclusive of administrative fee 7%	6,222,666	4,489,121	10,711,788
Total commitments	1,138,095	1,224,772	2,362,867
Total eligible expenditure inclusive of commitment	7,360,761	5,713,894	13,074,655
Funds carried forwards	8,341,732	2,627,771	2,627,771
Project Execution inclusive of commitment against funding received	47%	68%	83%

Signed for and on behalf of SPC by its duly authorised officer.



10/11/2021

-
Rupen Nand
Manager Finance - Suva

Date



10/11/2021

Martin Chong
PEUMP PMU Programme Co-ordinator

Date



MANAGEMENT DECLARATION BY THE PACIFIC COMMUNITY (SPC) FOR KR 0, KRA 1 AND KRA 3

On behalf of SPC, we confirm that in relation to the Delegation Agreement No. FED/2018/397-941, based on our judgement and on the information at our disposal, including, inter alia, the results of the organisation wide audits and controls carried out, that:

1. The information submitted under Article 3 General Conditions of the Agreement for KRA 0, KRA 1 and KRA 3 for the financial period 1 July 2020 to 30 June 2021 is properly presented, complete and free from any material misstatements.
2. The expenditure was used for its intended purpose as defined in Annex I of the Agreement.
3. The control systems put in place give the necessary assurances that the underlying transactions were managed in accordance with the provision of this Agreement.
4. SPC performed the activities in compliance with the obligations laid down in the Agreement and applied procedures referred to in Article 1.3 of the Special Conditions which have been assessed in the ex-ante pillars assessment.

Furthermore, we confirm that we are not aware of any undisclosed matter which could harm the interests of the European Union.

Signed for and on behalf of SPC by its duly authorised officer.

-

10/11/2021

Rupen Nand
Manager Finance - Suva

Date

10/11/2021

Martin Chong
PEUMP PMU Programme Co-ordinator

Date



FFA

**MANAGEMENT DECLARATION BY THE PACIFIC ISLANDS FORUM FISHERIES
AGENCY (FFA) FOR KRA 2 AND KRA 4**

On behalf of FFA, we confirm that in relation to the Delegation Agreement No. FED/2018/397-941, based on our judgement and on the information at our disposal, including, inter alia, the results of the organisation wide audits and controls carried out, that:

1. The information submitted under Article 3 General Conditions of the Agreement for KRA 2 and KRA 4 for the financial period 1 July 2020 to 30 June 2021 is properly presented, complete and free from any material misstatements.
2. The expenditure was used for its intended purpose as defined in Annex I of the Agreement.
3. The control systems put in place give the necessary assurances that the underlying transactions were managed in accordance with the provision of this Agreement.
4. FFA performed the activities in compliance with the obligations laid down in the Agreement and applying the accounting, internal control, audit systems, procedures for procurement and apply PRAG for the award of grants.

Furthermore, we confirm that we are not aware of any undisclosed matter which could harm the interests of the European Union.

Signed for and on behalf of FFA by its duly authorised officer.

Dr Mahu Tupou-Roosen
Director General

Date



**MANAGEMENT DECLARATION BY SECRETARIAT OF THE PACIFIC
REGIONAL ENVIRONMENT PROGRAMME (SPREP) FOR KRA 5**

On behalf of SPREP, we confirm that in relation to the Delegation Agreement No. FED/2018/397-941, based on our judgement and on the information at my disposal, including, inter alia, the results of the organisation wide audits and controls carried out, that:

1. The information submitted under Article 3 General Conditions of the Agreement for KRA 5 for the financial period 1 July 2020 to 30 June 2021 is properly presented, complete and free from any material misstatements.
2. The expenditure was used for its intended purpose as defined in Annex I of the Agreement.
3. The control systems put in place give the necessary assurances that the underlying transactions were managed in accordance with the provision of this Agreement.
4. SPREP performed the activities in compliance with the obligations laid down in the Agreement and applied procedures referred to in Article 7.1.2 of the Special Conditions which have been assessed in the ex-ante pillars assessment.

Furthermore, we confirm that we are not aware of any undisclosed matter which could harm the interests of the European Union.

Signed for and on behalf of SPREP by its duly authorised officer.

Petra Chan Tung
Director, Finance and Administration

Date

4/11/2021

Stuart Chape
Director, Island and Ocean Ecosystems (IOE)

Date

4/11/21

THE PACIFIC COMMUNITY (SPC)

PACIFIC – EUROPEAN UNION MARINE PARTNERSHIP (PEUMP)

1 JULY 2020 TO 30 JUNE 2021

FUNDS AVAILABLE	ACTUAL FUNDS RECEIVED IN PREVIOUS PERIODS	ACTUAL FUNDS RECEIVED IN YEAR 3	ACCUMULATED ACTUAL FUNDS RECEIVED
Funds received			
Tranche 1	8,830,979		8,830,979
Tranche 2	6,859,608		6,859,608
* Funds received is amount recieved in SPC bank less bank fees			-
Other income	13,726		13,726
Exchange fluctuation & fee	(1820)	(67)	(1887)
TOTAL FUNDS AVAILABLE	15,702,493	(67)	15,702,426

DETAILED DESCRIPTION	OVERALL ADDENDUM - 1 BUDGET (EUR)	Accumulated Expenditure from previous year (EUR)	ACTUAL EXPENDITURE 1-07-2020 TO 30-06-2021 (EUR)	Total Expenditure	BUDGET VARIANCE (EUR)	BUDGET COVERAGE (%)
KRA0 - SPC - Overall Management and Coordination	5,105,914	1,023,781	645,538	1,669,319	3,436,595	33%
1. PMU OFFICE AND OPERATING COST	3,807,450	780,723	579,717	1,360,440	2,447,010	36%
1.1) Staff cost	3,388,104	734,919	523,163	1,258,082	2,130,022	37%
1.2) Travel and subsistence	99,315	29,094	153	29,247	70,068	29%
1.3) Office cost	320,031	16,710	56,402	73,111	246,920	23%
2. ACTIVITY COSTS	1,298,464	243,057	65,821	308,878	989,586	23%
Activity 0.1: Reporting and financial management for the PEUMP programme	410,000	30,136	6,539	36,675	373,325	9%
Activity 0.2: Gender and human rights activities	468,750	80,837	25,675	106,513	362,237	23%
Activity 0.3: Assistance with delimitation and negotiation of maritime boundaries	217,800	94,443	6,973	101,416	116,384	47%
Activity 0.4: Communication and visibility of the PEUMP programme - all components	201,914	37,641	26,634	64,275	137,639	32%
KRA1 - SPC - Oceanic fisheries - Scientific and management advice at national and regional levels	4,155,600	816,282	599,686	1,415,967	2,739,633	34%
1. PROJECT OFFICE COSTS	2,130,200	490,895	343,818	834,713	1,295,487	38%
1.1) Staff cost	1,912,600	477,387	307,618	785,004	1,127,596	41%
1.2) Travel and subsistence	12,000	-	-	-	12,000	0%
1.3) Office cost	205,600	13,508	36,201	49,709	155,891	24%
2. ACTIVITY COSTS	2,025,400	325,387	255,867	581,254	1,444,146	30%
Activity 1.1: Analysis of tuna bycatch at regional and national level	312,400	15,422	64,226	79,648	232,752	25%
Activity 1.2: Ecosystem modelling and development of indicators	228,000	21,573	66,051	87,624	140,376	38%
Activity 1.3: Evaluation of electronic monitoring for purse seine vessels	245,000	-	-	-	245,000	0%
Activity 1.4: Research to address biological uncertainties in tuna stock assessment models	880,000	220,901	19,035	239,936	640,064	27%
Activity 1.5: Improved modelling of relative abundance using catch per unit effort	42,000	2,593	-	2,593	39,407	6%
Activity 1.6: Capacity development through long-term and short-term attachments with the SPC	318,000	64,898	106,556	171,453	146,547	54%

THE PACIFIC COMMUNITY (SPC)

PACIFIC – EUROPEAN UNION MARINE PARTNERSHIP (PEUMP)

1 JULY 2020 TO 30 JUNE 2021

DETAILED DESCRIPTION	OVERALL ADDENDUM - 1 BUDGET (EUR)	Accumulated Expenditure from previous year (EUR)	ACTUAL EXPENDITURE 1-07-2020 TO 30-06-2021 (EUR)	Total Expenditure	BUDGET VARIANCE (EUR)	BUDGET COVERAGE (%)
KRA2 - FFA - Tuna fishery development - Economic benefits from sustainable tuna fishing and regional competent authority support unit	4,527,182	863,212	318,148	1,181,360	3,345,822	25%
1. PROJECT OFFICE COSTS	2,100,701	567,475	229,013	796,488	1,304,213	31%
1.1) Staff Cost	1,795,201	499,275	228,991	728,266	1,066,935	41%
1.2) Travel and subsistence	245,000	50,991	-	50,991	194,009	21%
1.3) Office costs	60,500	17,209	22	17,231	43,269	28%
2. ACTIVITY COSTS	2,426,481	295,737	89,135	384,872	2,041,609	18%
Activity 2.1: Establishment of a regional competent authority support unit to assist P-ACP government agencies meet sanitary market access requirements	250,000	8,796	-	8,796	241,204	4%
Activity 2.2: Support for sanitary and IUU competent authorities to comply with applicable legislation allowing for market access	420,000	122,260	-	122,260	297,740	29%
Activity 2.3: Assistance with fisheries development and national policies	151,981	-	34,051	34,051	117,930	22%
Activity 2.4: Annual policy dialogue with the EU	160,000	5,082	439	4,643	155,357	3%
Activity 2.5: Assistance to P-ACP to comply with WCPFC Conservation Management Measures (CMMs) and to implement checklist identified priorities	177,000	10,482	-	10,482	166,518	6%
Activity 2.6: Building the capacity and engagement of the regional tuna industry association	335,000	67,679	-	67,679	267,321	20%
Activity 2.7: Pilot projects and technical assistance for small and medium enterprises in the sector	753,000	48,799	50,310	99,109	653,891	13%
Activity 2.8 Communications and visibility - KRAs 2 and 4	179,500	32,639	5,213	37,852	141,648	21%
KRA 3 - SPC - Coastal Fisheries - Sustainable management of fisheries and ecosystems through scientific info, legal advice, empowerment of coastal communities	11,789,541	1,692,032	1,347,988	3,040,020	8,749,521	26%
1. PROJECT OFFICE COSTS	3,596,000	1,083,883	591,905	1,675,789	1,920,211	47%
1.1) Staff cost	3,188,000	1,048,709	538,693	1,587,402	1,600,598	50%
1.2) Travel and subsistence	82,601	9,273	-	9,273	73,328	11%
1.3) Office cost	325,399	25,900	53,213	79,113	246,286	24%
2. ACTIVITY COSTS	8,193,541	608,149	756,082	1,364,231	6,829,310	17%
Activity 3.1: Surveys of commercially important invertebrates	783,500	127,295	13,580	140,874	642,626	18%
Activity 3.2: Socio- economic surveys of coastal communities	373,500	37,694	2,467	40,161	333,339	11%
Activity 3.3: Coastal fisheries data collection and national database development including trials of new technology	596,000	35,597	10,844	46,441	549,559	8%
Activity 3.4: Support and mentoring for the CEAFFM at national and local level	811,000	88,706	54,787	143,493	667,507	18%
Activity 3.5: CEAFFM management and coordination with NGOs	943,400	92,359	125,685	218,044	725,356	23%

THE PACIFIC COMMUNITY (SPC)

PACIFIC – EUROPEAN UNION MARINE PARTNERSHIP (PEUMP)

1 JULY 2020 TO 30 JUNE 2021

DETAILED DESCRIPTION	OVERALL ADDENDUM - 1 BUDGET (EUR)	Accumulated Expenditure from previous year (EUR)	ACTUAL EXPENDITURE 1-07-2020 TO 30-06-2021 (EUR)	Total Expenditure	BUDGET VARIANCE (EUR)	BUDGET COVERAGE (%)
KRA 3 - SPC - Coastal Fisheries - Sustainable management of fisheries and ecosystems through scientific info, legal advice, empowerment of coastal communities	11,789,541	1,692,032	1,347,988	3,040,020	8,749,521	26%
<i>Activity 3.6: CEA FM activities at sub-national and community level.</i>	1,735,000	-	312,234	312,234	1,422,766	18%
<i>Activity 3.7: Communication activities and production and dissemination of information and materials for communities.</i>	1,722,600	-	159,971	159,971	1,562,629	9%
<i>Activity 3.8: Capacity development through long-term attachments for national fisheries and NGO staff</i>	464,000	120,180	36,151	156,331	307,669	34%
<i>Activity 3.9: Outreach activities including adaptation with communities.</i>	402,000	72,106	40,364	112,470	289,530	28%
<i>Activity 3.10: Gender-based and rights-based trainings, national gender stocktakes.</i>	90,120	34,212	-	34,212	55,908	38%
<i>Activity 3.11: Development of tools and systems to combat IUU fishing activities in coastal waters</i>	272,421	-	-	-	272,421	0%
KRA 4 - FFA - Oceanic Fisheries - Control of IUU	3,806,397	425,499	307,916	733,415	3,072,982	19%
1. PROJECT OFFICE COSTS	812,068	151,009	134,550	285,559	526,509	37%
<i>1.1) Staff Cost</i>	735,200	144,396	134,550	278,946	456,254	38%
<i>1.2) Travel and subsistence</i>	50,000	3,939	-	3,939	46,061	8%
<i>1.3) Office costs</i>	26,868	2,674	-	2,674	24,194	10%
2. ACTIVITY COSTS	2,994,329	274,490	173,367	447,857	2,546,472	14%
<i>Activity 4.1: Support for the review of national legislation in line with international principles as well as the implementation of IUU national plans of action</i>	150,000	5,051	8,261	13,312	136,688	9%
<i>Activity 4.2: National follow-up of suspected IUU incidents and assistance with prosecutions and sanctions</i>	290,000	29,376	602	28,774	261,226	10%
<i>Activity 4.3: Trials of new technology to assist national and regional Monitoring, Control and Surveillance (MCS) efforts</i>	815,000	103,545	39,415	142,960	672,040	18%
<i>Activity 4.4: Technical assistance with catch documentation systems, electronic monitoring and electronic reporting</i>	736,000	34,473	-	34,473	701,527	5%
<i>Activity 4.5: International outreach and advocacy on IUU and control of high seas fisheries</i>	400,000	55,616	-	55,616	344,384	14%
<i>Activity 4.6: Capacity building and training of MCS officers with emphasis on the enforcement of port state controls and coastal fisheries regulations.</i>	600,000	43,190	126,293	169,483	430,517	28%
<i>Activity 4.7: Development of tools and systems to combat IUU fishing activities into coastal waters.</i>	3,329	3,239	-	3,239	90	97%

SPECIAL PURPOSE FINANCIAL STATEMENTS

THE PACIFIC COMMUNITY (SPC)

PACIFIC – EUROPEAN UNION MARINE PARTNERSHIP (PEUMP)

1 JULY 2020 TO 30 JUNE 2021

DETAILED DESCRIPTION	OVERALL ADDENDUM - 1 BUDGET (EUR)	Accumulated Expenditure from previous year (EUR)	ACTUAL EXPENDITURE 1-07-2020 TO 30-06-2021 (EUR)	Total Expenditure	BUDGET VARIANCE (EUR)	BUDGET COVERAGE (%)
KRA5 - SPREP - Coastal and marine biodiversity and conservation - By catch and Integrated Ecosystem Management (BIEM). Sustainable utilisation of coastal and marine biodiversity through MSP, increased resilience and rehabilitation measures	6,163,030	994,771	976,165	1,970,936	4,192,094	32%
1. PROJECT OFFICE COSTS	1,450,030	195,546	194,622	390,168	1,059,862	25%
1.1) Staff Cost	1,178,030	156,203	174,948	331,151	846,879	28%
1.2) Travel and subsistence	188,000	33,462	1,315	34,777	153,223	18%
1.3) Office costs	84,000	5,881	18,359	24,240	59,760	29%
2. ACTIVITY COSTS	4,713,000	799,225	781,543	1,580,768	3,132,232	17%
Activity 5.0.1: KRA 5 management, coordination and integration.	88,000	27,941	14,112	42,053	45,947	48%
Activity 5.0.2: Communications and visibility for KRA 5	205,000	24,838	28,663	53,501	151,499	26%
Activity 5.1: Support for marine spatial planning in at least two countries	952,000	515,337	301,133	816,471	135,529	86%
Activity 5.2: Integrated ecosystem strategies and coastal zone management planning	1,078,000	24,645	47,451	72,096	1,005,904	7%
Activity 5.3: Climate change adaptation strategies integrated into coastal community plans	300,000	1,671	378	2,049	297,951	1%
Activity 5.4: Endangered species bycatch assessed and extinction risk evaluated	250,000	20,538	56,443	76,982	173,018	31%
Activity 5.5: Bycatch mitigation strategies developed and rolled-out	1,219,000	163,503	287,354	450,856	768,144	37%
Activity 5.6: Capacity development through research grant	170,000	-	-	-	170,000	0%
Activity 5.7: Support for community monitoring and protection of endangered species	217,000	6,082	19,499	25,582	191,418	12%
Activity 5.8: Capacity development on non-detrimental findings (NDF) process for CITES partners	234,000	14,670	26,509	41,179	192,821	18%
TOTAL DIRECT COST	35,547,664	5,815,576.20	4,195,440	10,011,017	25,536,647	28%
TOTAL ADMINISTRATIVE COST (7%)	2,488,336	407,090	293,681	700,771	1,787,565	28%
CONTINGENCIES	300,000			-	300,000	0%
TOTAL COST	38,336,000	6,222,666	4,489,121	10,711,788	27,624,212	28%
SURPLUS OF FUNDS AVAILABLE		9,479,760	4,990,639	4,990,639		

THE PACIFIC COMMUNITY (SPC)

PACIFIC – EUROPEAN UNION MARINE PARTNERSHIP (PEUMP)

1 JULY 2020 TO 30 JUNE 2021

NOTES TO AND FORMING PART OF THE SPECIAL PURPOSE FINANCIAL STATEMENTS

1. BASIS FOR PREPARATION

The Statement of Income and Expenditure have prepared under the historical cost convention and in accordance with Annex II. a – Provisions applicable to Co-Delegation Agreements. Each KRA is implemented by a different implementing agency and apply procedures in accordance with Article 1.3 and 7.1.2 of the special conditions in the delegation agreement between SPC and the European Union. The implementing agency for each KRA are as follows:

KRA	Implementing Partner
KRA 0	SPC
KRA 1	SPC
KRA 2	FFA
KRA 3	SPC
KRA 4	FFA
KRA 5	SPREP

2. RECOGNITION OF INCOME AND EXPENDITURE

Income is recognised at the time of receipt of funds. Expenditures is recognised when incurred.

3. FOREIGN CURRENCY TRANSLATION

The consolidation Statement of Income and Expenditure is presented in the EURO currency (EUR) which is the SPC's reporting currency.

For SPC, foreign currency transactions are translated into the EUR currency using the exchange rate at the transaction date. The transactions for FFA and SPREP are translated to the EURO currency at the balance sheet date using the weighted average rate at which funds were received.

4. PROJECT ADMINISTRATION COST – 7%

In accordance with article 18.3 of the general condition to the Delegation Agreement, the project administration cost is set at an approved percentage of 7% of total direct eligible expenditure incurred. For the period, 1 July 2020 to 30 June 2021, the project administration cost was calculated as follows:

By implementing partner	Overall	SPC-PMU	SPC	FFA	SPREP
Total eligible direct expenditure	4,195,440	645,538	1,947,673	626,064	976,165
Administration - 7%	293,681	45,188	136,337	43,824	68,332

**DISCLAIMER ON SUPPLEMENTARY INFORMATION**

The supplementary information from page 13 to page 24 are as follows:

- Expenditure Report by country
- Detailed budget against actual expenditure Report
- Detailed commitments Report
- Consolidated Fixed Asset Register

The information presented on the above reports relating to KRA2 (Expenditure: EUR 318,148; Commitment: -) and KRA4 (Expenditure: EUR 307,916; Commitment: EUR 53,622) is compiled by FFA and KRA5 (Expenditure: EUR 976,165; Commitment: EUR 853,944) is compiled by SPREP. Accordingly, SPC does not provide any assurance on the information received and no warranty of accuracy or reliability is given.

SPC will only assume responsibility for information presented in relation to KRA0 (Expenditure: EUR 645,538; Commitment: -), KRA1 (Expenditure: EUR 599,686; Commitment: EUR 300,560) and KRA3 (Expenditure: EUR 1,347,988; Commitment: EUR 1,154,741).

Signed for and on behalf of SPC by its duly authorised officer.

10/11/2021

Rupen Nand
Manager Finance

Date:

10/11/2021

Martin Chong
PEUMP PMU Programme Co-ordinator

Date

EXPENDITURE BY COUNTRY REPORT FOR THE PERIOD 1 JULY 2020 TO 30 JUNE 2021

DETAILED DESCRIPTOR	ACTUAL EXPENDITURE 1-07-2020 TO 30-06-2021 (EUR)	Cook Islands	Federated States of Micronesia	Fiji	Kiribati	Marshall Islands	Nauru	Niue	Palau	Papua New Guinea	Samoa	Solomon Islands	Timor-Leste	Tonga	Tuvalu	Vanuatu
KRA0 - SPC - Overall Management and Coordination	645,538	42,894	42,894	43,027	44,206	42,894	42,894	42,894	42,894	42,894	42,894	42,894	42,894	43,595	42,894	42,894
1. PMU OFFICE AND OPERATING COST	579,717	38,640	38,640	38,773	38,640	38,640	38,640	38,640	38,640	38,640	38,640	38,640	38,640	38,640	38,640	38,640
1.1) Staff cost	523,163	34,878	34,878	34,878	34,878	34,878	34,878	34,878	34,878	34,878	34,878	34,878	34,878	34,878	34,878	34,878
1.2) Travel and subsistence	153	12	12	12	12	12	12	12	12	12	12	12	12	12	12	12
1.3) Office cost	56,402	3,751	3,751	3,884	3,751	3,751	3,751	3,751	3,751	3,751	3,751	3,751	3,751	3,751	3,751	3,751
2. ACTIVITY COSTS	65,821	4,254	4,254	4,254	5,566	4,254	4,254	4,254	4,254	4,254	4,254	4,254	4,254	4,954	4,254	4,254
Activity 0.1: Reporting and financial management for the PEUMP programme	6,539	436	436	436	436	436	436	436	436	436	436	436	436	436	436	436
Activity 0.2: Gender and human rights activities	25,675	1,712	1,712	1,712	1,712	1,712	1,712	1,712	1,712	1,712	1,712	1,712	1,712	1,712	1,712	1,712
Activity 0.3: Assistance with delimitation and negotiation of maritime boundaries	6,973	465	465	465	465	465	465	465	465	465	465	465	465	465	465	465
Activity 0.4: Communication and visibility of the PEUMP programme - all components	26,634	1,641	1,641	1,641	2,953	1,641	1,641	1,641	1,641	1,641	1,641	1,641	1,641	2,342	1,641	1,641
KRA1 - SPC - Oceanic fisheries - Scientific and management advice at national and regional levels	599,686	39,979	39,979	39,979	39,979	39,979	39,979	39,979	39,979	39,979	39,979	39,979	39,979	39,979	39,979	39,979
1. PROJECT OFFICE COSTS	343,818	22,921	22,921	22,921	22,921	22,921	22,921	22,921	22,921	22,921	22,921	22,921	22,921	22,921	22,921	22,921
1.1) Staff cost	307,618	20,508	20,508	20,508	20,508	20,508	20,508	20,508	20,508	20,508	20,508	20,508	20,508	20,508	20,508	20,508
1.2) Travel and subsistence	-	-	-	-	-	-	-	-	-	-	-	-	-	-	-	-
1.3) Office cost	36,201	2,413	2,413	2,413	2,413	2,413	2,413	2,413	2,413	2,413	2,413	2,413	2,413	2,413	2,413	2,413
2. ACTIVITY COSTS	255,867	17,058	17,058	17,058	17,058	17,058	17,058	17,058	17,058	17,058	17,058	17,058	17,058	17,058	17,058	17,058
Activity 1.1: Analysis of tuna bycatch at regional and national level	64,226	4,282	4,282	4,282	4,282	4,282	4,282	4,282	4,282	4,282	4,282	4,282	4,282	4,282	4,282	4,282
Activity 1.2: Ecosystem modelling and development of indicators	66,051	4,403	4,403	4,403	4,403	4,403	4,403	4,403	4,403	4,403	4,403	4,403	4,403	4,403	4,403	4,403
Activity 1.3: Evaluation of electronic monitoring for purse seine vessels	-	-	-	-	-	-	-	-	-	-	-	-	-	-	-	-
Activity 1.4: Research to address biological uncertainties in tuna stock assessment models	19,035	1,269	1,269	1,269	1,269	1,269	1,269	1,269	1,269	1,269	1,269	1,269	1,269	1,269	1,269	1,269
Activity 1.5: Improved modelling of relative abundance using catch per unit effort	-	-	-	-	-	-	-	-	-	-	-	-	-	-	-	-
Activity 1.6: Capacity development through long-term and short-term attachments with the SPC	106,556	7,104	7,104	7,104	7,104	7,104	7,104	7,104	7,104	7,104	7,104	7,104	7,104	7,104	7,104	7,104

EXPENDITURE BY COUNTRY REPORT FOR THE PERIOD 1 JULY 2020 TO 30 JUNE 2021

DETAILED DESCRIPTOR	ACTUAL EXPENDITURE 1-07-2020 TO 30-06-2021 (EUR)	Cook Islands	Federated States of Micronesia	Fiji	Kiribati	Marshall Islands	Nauru	Niue	Palau	Papua New Guinea	Samoa	Solomon Islands	Timor-Leste	Tonga	Tuvalu	Vanuatu
KRA2 - FFA - Tuna fishery development - Economic benefits from sustainable tuna fishing and regional competent authority support unit	318,148	20,291	20,291	20,291	20,291	20,291	20,291	20,291	20,291	20,291	54,342	20,313	-	20,291	20,291	20,291
1. PROJECT OFFICE COSTS	229,013	16,356	16,356	16,356	16,356	16,356	16,356	16,356	16,356	16,356	16,356	16,378	-	16,356	16,356	16,356
1.1) Staff Cost	228,991	16,356	16,356	16,356	16,356	16,356	16,356	16,356	16,356	16,356	16,356	16,356	-	16,356	16,356	16,356
1.2) Travel and subsistence	-	-	-	-	-	-	-	-	-	-	-	-	-	-	-	-
1.3) Office costs	22	-	-	-	-	-	-	-	-	-	-	22	-	-	-	-
2. ACTIVITY COSTS	89,135	3,935	3,935	3,935	3,935	3,935	3,935	3,935	3,935	3,935	37,986	3,935	-	3,935	3,935	3,935
Activity 2.1: Establishment of a regional competent authority support unit to assist P-ACP government agencies meet sanitary market access requirements	-	-	-	-	-	-	-	-	-	-	-	-	-	-	-	-
Activity 2.2: Support for sanitary and IUU competent authorities to comply with applicable legislation allowing for market access	-	-	-	-	-	-	-	-	-	-	-	-	-	-	-	-
Activity 2.3: Assistance with fisheries development and national policies	34,051	-	-	-	-	-	-	-	-	-	34,051	-	-	-	-	-
Activity 2.4: Annual policy dialogue with the EU	439	31	31	31	31	31	31	31	31	31	31	31	-	31	31	31
Activity 2.5: Assistance to P-ACP to comply with WCPFC Conservation Management Measures (CMMs) and to implement checklist identified priorities	-	-	-	-	-	-	-	-	-	-	-	-	-	-	-	-
Activity 2.6: Building the capacity and engagement of the regional tuna industry association	-	-	-	-	-	-	-	-	-	-	-	-	-	-	-	-
Activity 2.7: Pilot projects and technical assistance for small and medium enterprises in the sector	50,310	3,594	3,594	3,594	3,594	3,594	3,594	3,594	3,594	3,594	3,594	3,594	-	3,594	3,594	3,594
Activity 2.8 Communications and visibility - KRAs 2 and 4	5,213	372	372	372	372	372	372	372	372	372	372	372	-	372	372	372
KRA 3 - SPC - Coastal Fisheries - Sustainable management of fisheries and ecosystems through scientific info, legal advice, empowerment of coastal communities	1,347,988	94,797	67,443	192,363	62,744	59,122	68,919	58,756	58,756	145,645	59,708	150,475	58,756	62,290	58,756	149,456
1. PROJECT OFFICE COSTS	591,905	39,460	39,460	39,460	39,460	39,460	39,460	39,460	39,460	39,460	39,460	39,460	39,460	39,460	39,460	39,460
1.1) Staff cost	538,693	35,913	35,913	35,913	35,913	35,913	35,913	35,913	35,913	35,913	35,913	35,913	35,913	35,913	35,913	35,913
1.2) Travel and subsistence	-	-	-	-	-	-	-	-	-	-	-	-	-	-	-	-
1.3) Office cost	53,213	3,548	3,548	3,548	3,548	3,548	3,548	3,548	3,548	3,548	3,548	3,548	3,548	3,548	3,548	3,548
2. ACTIVITY COSTS	756,082	55,337	27,983	152,902	23,284	19,661	29,459	19,296	19,296	106,185	20,248	111,015	19,296	22,830	19,296	109,996
Activity 3.1: Surveys of commercially important invertebrates	13,580	840	740	1,342	740	741	740	740	740	740	1,667	740	740	1,587	740	740
Activity 3.2: Socio- economic surveys of coastal communities	2,467	-	-	-	-	-	-	-	-	-	-	-	-	2,467	-	-
Activity 3.3: Coastal fisheries data collection and national database development including trials of new technology	10,844	1,015	674	674	674	1,039	674	674	674	674	699	674	674	674	674	674
Activity 3.4: Support and mentoring for the CEAFM at national and local level	54,787	2,743	2,743	3,662	2,743	2,743	6,926	2,743	2,743	2,743	2,743	7,582	2,743	2,964	2,743	6,218
Activity 3.5: CEAFM management and coordination with NGOs	125,685	8,379	8,379	8,379	8,379	8,379	8,379	8,379	8,379	8,379	8,379	8,379	8,379	8,379	8,379	8,379
Activity 3.6: CEAFM activities at sub-national and community level.	312,234	-	-	52,128	-	-	-	-	-	86,889	-	86,881	-	-	-	86,337
Activity 3.7: Communication activities and production and dissemination of information and materials for communities.	159,971	5,334	5,334	85,293	5,334	5,334	5,334	5,334	5,334	5,334	5,334	5,334	5,334	5,334	5,334	5,334
Activity 3.8: Capacity development through long-term attachments for national fisheries and NGO staff	36,151	35,334	58	58	58	58	58	58	58	58	58	58	58	58	58	58
Activity 3.9: Outreach activities including adaptation with communities.	40,364	1,691	10,053	1,366	5,355	1,366	7,347	1,366	1,366	1,366	1,366	1,366	1,366	1,366	1,366	2,255
Activity 3.10: Gender-based and rights-based trainings, national gen	-	-	-	-	-	-	-	-	-	-	-	-	-	-	-	-

EXPENDITURE BY COUNTRY REPORT FOR THE PERIOD 1 JULY 2020 TO 30 JUNE 2021

DETAILED DESCRIPTOR	ACTUAL EXPENDITURE 1-07-2020 TO 30-06-2021 (EUR)	Cook Islands	Federated States of Micronesia	Fiji	Kiribati	Marshall Islands	Nauru	Niue	Palau	Papua New Guinea	Samoa	Solomon Islands	Timor-Leste	Tonga	Tuvalu	Vanuatu
KRA4 - FFA - Ocenic Fisheries - Control of IUU	307,916	21,994	21,994	21,994	21,994	21,994	21,994	21,994	21,994	21,994	21,994	21,994	-	21,994	21,994	21,994
1. PROJECT OFFICE COSTS	134,550	9,611	9,611	9,611	9,611	9,611	9,611	9,611	9,611	9,611	9,611	9,611	-	9,611	9,611	9,611
1.1) Staff Cost	134,550	9,611	9,611	9,611	9,611	9,611	9,611	9,611	9,611	9,611	9,611	9,611	-	9,611	9,611	9,611
1.2) Travel and subsistence	-	-	-	-	-	-	-	-	-	-	-	-	-	-	-	-
1.3) Office costs	-	-	-	-	-	-	-	-	-	-	-	-	-	-	-	-
2. ACTIVITY COSTS	173,367	12,383	12,383	12,383	12,383	12,383	12,383	12,383	12,383	12,383	12,383	12,383	-	12,383	12,383	12,383
Activity 4.1: Support for the review of national legislation in line with international principles as well as the implementation of IUU national plans of action	8,261	590	590	590	590	590	590	590	590	590	590	590	-	590	590	590
Activity 4.2: National follow-up of suspected IUU incidents and assistance with prosecutions and sanctions	- 602	- 43	- 43	- 43	- 43	- 43	- 43	- 43	- 43	- 43	- 43	- 43	-	- 43	- 43	- 43
Activity 4.3: Trials of new technology to assist national and regional Monitoring, Control and Surveillance (MCS) efforts	39,415	2,815	2,815	2,815	2,815	2,815	2,815	2,815	2,815	2,815	2,815	2,815	-	2,815	2,815	2,815
Activity 4.4: Technical assistance with catch documentation systems, electronic monitoring and electronic reporting	-	-	-	-	-	-	-	-	-	-	-	-	-	-	-	-
Activity 4.5: International outreach and advocacy on IUU and control of high seas fisheries	-	-	-	-	-	-	-	-	-	-	-	-	-	-	-	-
Activity 4.6: Capacity building and training of MCS officers with emphasis on the enforcement of port state controls and coastal fisheries regulations.	126,293	9,021	9,021	9,021	9,021	9,021	9,021	9,021	9,021	9,021	9,021	9,021	-	9,021	9,021	9,021
Activity 4.7: Development of tools and systems to combat IUU fishing activities into coastal waters.	-	-	-	-	-	-	-	-	-	-	-	-	-	-	-	-
KRA5 - SPREP - Coastal and marine biodiversity and conservation - By catch and Integrated Ecosystem Management (BIEM). Sustainable utilisation of coastal and marine biodiversity through MSP, increased resilience and rehabilitation measures	976,165	-	-	356,900	-	-	-	-	-	120,821	-	236,217	-	87,499	-	174,728
1. PROJECT OFFICE COSTS	194,622	-	-	37,996	-	-	-	-	-	37,911	-	38,845	-	37,911	-	41,959
1.1) Staff Cost	174,948	-	-	34,990	-	-	-	-	-	34,990	-	34,990	-	34,990	-	34,990
1.2) Travel and subsistence	1,315	-	-	-	-	-	-	-	-	-	-	934	-	-	-	381
1.3) Office costs	18,359	-	-	3,006	-	-	-	-	-	2,922	-	2,922	-	2,922	-	6,588
2. ACTIVITY COSTS	781,543	-	-	318,904	-	-	-	-	-	82,910	-	197,371	-	49,588	-	132,769
Activity 5.0.1: KRA 5 management, coordination and integration.	14,112	-	-	328	-	-	-	-	-	328	-	328	-	328	-	12,799
Activity 5.0.2: Communications and visibility for KRA 5	28,663	-	-	5,369	-	-	-	-	-	5,369	-	5,369	-	5,369	-	7,185
Activity 5.1: Support for marine spatial planning in at least two countries	301,133	-	-	150,567	-	-	-	-	-	-	-	150,567	-	-	-	-
Activity 5.2: Integrated ecosystem strategies and coastal zone management planning	47,451	-	-	6,444	-	-	-	-	-	-	-	-	-	-	-	41,006
Activity 5.3: Climate change adaptation strategies integrated into coastal community plans	378	-	-	-	-	-	-	-	-	-	-	-	-	-	-	378
Activity 5.4: Endangered species bycatch assessed and extinction risk evaluated	56,443	-	-	29,439	-	-	-	-	-	3,405	-	3,405	-	14,897	-	5,297
Activity 5.5: Bycatch mitigation strategies developed and rolled-out	287,354	-	-	118,897	-	-	-	-	-	64,171	-	24,283	-	24,283	-	55,719
Activity 5.6: Capacity development through research grant	-	-	-	-	-	-	-	-	-	-	-	-	-	-	-	-
Activity 5.7: Support for community monitoring and protection of endangered species	19,499	-	-	2,686	-	-	-	-	-	46	-	11,395	-	2,686	-	2,686
Activity 5.8: Capacity development on non-detrimental findings (NDF) process for CITES partners	26,509	-	-	5,173	-	-	-	-	-	9,590	-	2,024	-	2,024	-	7,699
TOTAL DIRECT COST	4,195,440	219,956	192,602	674,554	189,215	184,280	194,078	183,914	183,914	391,625	218,918	511,872	141,629	275,648	183,914	449,343
TOTAL ADMINISTRATIVE COST (7%)	293,681	15,397	13,482	47,219	13,245	12,900	13,585	12,874	12,874	27,414	15,324	35,831	9,914	19,295	12,874	31,454
CONTINGENCIES	-	-	-	-	-	-	-	-	-	-	-	-	-	-	-	-
TOTAL COST	4,489,121	235,353	206,084	721,773	202,460	197,180	207,663	196,788	196,788	419,038	234,242	547,703	151,543	294,943	196,788	480,797

DETAILED VARIANCE REPORT - BUDGET AGAINST ACTUAL EXPENDITURE

DETAILED VARIANCE REPORT - BUDGET AGAINST ACTUAL EXPENDITURE							Variance against overall budget		Variance against YR3 budget		
DETAILED DESCRIPTON	OVERALL BUDGET (EUR)	OVERALL ADDENDUM - 1 BUDGET (EUR)	YR 3 Forecast (EUR)	Accumulated Expenditure from previous year (EUR)	Actual Expenditure - YR3 (EUR)	Total Expenditure (EUR)	Budget variance (EUR)	Budget coverage (%)	Budget variance (EUR)	Budget coverage (%)	
KRA 0 - OVERALL MANAGEMENT AND COORDINATION OF THE ACTION	5,105,914	5,105,914	1,027,688	1,023,781	645,538	1,669,319	3,436,595	33%	382,150	63%	
1. PMU OFFICE AND OPERATING COST	3,788,200	3,807,450	749,488	780,723	579,717	1,360,440	2,447,010	36%	169,771	77%	
1.1) Staff cost	3,368,854	3,388,104	664,748	734,919	523,163	1,258,082	2,130,022	37%	141,585	79%	
PROJECT MANAGEMENT AND COORDINATION	2,171,107	2,171,107	400,152	484,569	283,633	768,202	1,402,905	35%	116,518	71%	
Overall PEUMP PMU Programme Coordinator	480,000	456,000	95,152	135,507	105,500	241,007	214,993	53%	-	10,348	111%
Finance Officer - overall PEUMP programme	425,000	425,000	72,000	92,621	35,939	128,560	296,440	30%	36,061	50%	
PEUMP Monitoring, Evaluation and Learning (MEL) Specialist	420,000	420,000	72,000	96,295	63,900	160,194	259,806	38%	8,100	89%	
PEUMP Communications Officer	420,000	420,000	65,000	90,339	18,584	108,924	311,076	26%	46,416	29%	
PEUMP Programme Assistant	102,000	102,000	30,000	20,193	11,039	31,232	70,768	31%	18,961	37%	
Maritime Boundaries, Project Assistant	13,742	13,742	3,000	2,274	1,000	3,274	10,468	24%	2,000	33%	
Maritime Boundaries, Manager, Ocean Governance and Policy	90,565	90,565	20,000	12,924	16,910	29,834	60,731	33%	3,090	85%	
SPC PMU - EU Programme Coordinator	120,000	120,000	23,000	27,482	17,366	44,848	75,152	37%	5,634	76%	
SPC PMU - Finance Officer	99,800	99,800	20,000	6,934	13,396	20,330	79,470	20%	6,604	67%	
Director Fisheries, Aquaculture and Marine Ecosystems	-	24,000	-	-	-	-	24,000	0%	-	-	
TECHNICAL	1,197,747	1,216,997	264,596	250,350	239,529	489,880	727,117	40%	25,067	91%	
PEUMP Gender and Human Rights Specialist	465,000	465,000	93,530	94,914	107,404	202,318	262,682	44%	-	13,874	115%
Maritime Boundaries, Senior Geodetic Surveyor	228,264	228,264	40,000	51,248	33,554	84,801	143,463	37%	6,446	84%	
Maritime Boundaries Officer	337,225	337,225	57,047	95,179	53,499	148,678	188,547	44%	3,548	94%	
Maritime Boundaries, GIS and Database Assistant	30,258	30,258	7,020	8,525	4,620	13,145	17,113	43%	2,400	66%	
Gender Equity and Social Inclusion (GESI) Adviser	137,000	134,250	67,000	484	40,454	40,938	93,312	30%	26,546	60%	
RRRT Senior Human Rights (SHR) Adviser -		22,000					22,000	0%			
1.2) Travel and subsistence	99,315	99,315	12,000	29,094	153	29,247	70,068	29%	11,847	1%	
Travel for PEUMP PMU staff that is admin related	70,315	70,315	9,000	19,490	25	19,515	50,800	28%	8,975	0%	
Travel for SPC PMU staff that is admin related	29,000	29,000	3,000	9,604	127	9,732	19,268	34%	2,873	4%	
1.3) Office cost	320,031	320,031	72,740	16,710	56,402	73,111	246,920	23%	16,338	78%	
Office rent incl. Energy, water security and insurance SPC SUVA	85,527	85,527	15,000	-	-	-	85,527	0%	15,000	0%	
Office and IT equipment SPC SUVA	211,990	211,990	53,940	13,767	55,940	69,707	142,283	33%	-	2,000	104%
Consumables and supplies SPC SUVA	18,514	18,514	3,500	2,849	391	3,240	15,274	17%	3,109	11%	
Project office Telecommunication SPC SUVA	4,000	4,000	300	94	71	164	3,836	4%	229	24%	

DETAILED VARIANCE REPORT - BUDGET AGAINST ACTUAL EXPENDITURE

DETAILED DESCRIPTION	OVERALL BUDGET (EUR)	OVERALL ADDENDUM - 1 BUDGET (EUR)	YR 3 Forecast (EUR)	Accumulated Expenditure from previous year (EUR)	Actual Expenditure - YR3 (EUR)	Total Expenditure (EUR)	Variance against overall budget		Variance against YR3 budget	
							Budget variance (EUR)	Budget coverage (%)	Budget variance (EUR)	Budget coverage (%)
KRA 0 - OVERALL MANAGEMENT AND COORDINATION OF THE ACTION	5,105,914	5,105,914	1,027,688	1,023,781	645,538	1,669,319	3,436,595	33%	382,150	63%
1. PMU OFFICE AND OPERATING COST	3,788,200	3,807,450	749,488	780,723	579,717	1,360,440	2,447,010	36%	169,771	77%
2. ACTIVITY COSTS	1,317,714	1,298,464	278,200	243,057	65,821	308,878	989,586	24%	212,379	24%
<i>Activity 0.1: Reporting and financial management for the PEUMP programme</i>	<i>410,000</i>	<i>410,000</i>	<i>32,000</i>	<i>30,136</i>	<i>6,539</i>	<i>36,675</i>	<i>373,325</i>	<i>9%</i>	<i>25,461</i>	<i>20%</i>
Technical assistance including travel and fieldwork costs	85,000	85,000	22,000	6,629	352	6,982	78,018	8%	21,648	2%
Capacity development through attachments to SPC including travel	-	-	-	-	-	-	-	0%	-	0%
Regional or sub regional workshops	250,000	250,000	10,000	23,507	2,361	25,868	224,132	10%	7,639	24%
Research, consultants and audits	75,000	75,000	-	-	3,825	3,825	71,175	5%	3,825	0%
<i>Activity 0.2: Gender and human rights activities</i>	<i>488,000</i>	<i>468,750</i>	<i>122,500</i>	<i>80,837</i>	<i>25,675</i>	<i>106,513</i>	<i>362,237</i>	<i>23%</i>	<i>96,825</i>	<i>21%</i>
Technical assistance including travel and fieldwork costs	125,000	125,000	54,000	13,979	-	13,979	111,021	11%	54,000	0%
Capacity development through attachments to SPC including travel	-	-	4,000	-	-	-	-	0%	-	0%
Regional or sub regional workshops	100,000	100,000	12,500	24,464	40	24,503	75,497	25%	12,460	0%
Research and consultants	263,000	243,750	52,000	42,395	25,635	68,031	175,719	28%	26,365	49%
<i>Activity 0.3: Assistance with delimitation and negotiation of maritime boundaries</i>	<i>217,800</i>	<i>217,800</i>	<i>45,000</i>	<i>94,443</i>	<i>6,973</i>	<i>101,416</i>	<i>116,384</i>	<i>47%</i>	<i>38,027</i>	<i>15%</i>
Technical assistance including travel and fieldwork costs	36,000	36,000	10,000	24,064	-	24,064	11,936	67%	10,000	0%
Capacity development through attachments to SPC including travel	40,000	40,000	11,000	7,140	-	7,140	32,860	18%	11,000	0%
0.3.3: Regional or sub regional workshops	116,000	116,000	24,000	43,142	6,973	50,114	65,886	43%	17,027	29%
0.3.4: Research and consultants	3,300	3,300	-	-	-	-	3,300	0%	-	0%
0.3.5: Equipment and software	22,500	22,500	-	20,097	-	20,097	2,403	89%	-	0%
<i>Activity 0.4: Communication and visibility of the PEUMP programme - all components</i>	<i>201,914</i>	<i>201,914</i>	<i>78,700</i>	<i>37,641</i>	<i>26,634</i>	<i>64,275</i>	<i>137,639</i>	<i>32%</i>	<i>52,066</i>	<i>34%</i>
0.4.1: Technical assistance including travel and fieldwork costs	105,000	105,000	9,000	1,705	-	1,705	103,295	2%	9,000	0%
0.4.2: Research and consultants, communications and visibility	84,914	84,914	69,700	34,606	26,634	61,240	23,674	72%	43,066	38%
0.4.3: Equipment	12,000	12,000	-	1,330	-	1,330	10,670	11%	-	0%

DETAILED VARIANCE REPORT - BUDGET AGAINST ACTUAL EXPENDITURE

DETAILED DESCRIPTION	OVERALL BUDGET (EUR)	OVERALL ADDENDUM - 1 BUDGET (EUR)	YR 3 Forecast (EUR)	Accumulated Expenditure from previous year (EUR)	Actual Expenditure - YR3 (EUR)	Total Expenditure (EUR)	Variance against overall budget		Variance against YR3 budget	
							Budget variance (EUR)	Budget coverage (%)	Budget variance (EUR)	Budget coverage (%)
KRA 1 - Oceanic fisheries - Scientific and management advice at national and regional levels	4,155,600	4,155,600	1,510,710	816,282	599,686	1,415,967	2,739,633	34%	911,024	40%
1. PROJECT OFFICE COSTS	2,225,600	2,130,200	423,710	490,895	343,818	834,713	1,295,487	39%	79,892	81%
1.1) Staff cost	2,008,000	1,912,600	393,000	477,387	307,618	785,004	1,127,596	41%	85,382	78%
MANAGEMENT	128,000	128,000	38,000	53,103	26,691	79,794	48,206	62%	11,309	70%
Chief Scientist & Deputy Director FAME (Oceanic Fisheries)	30,000	30,000	13,000	11,927	5,852	17,778	12,222	59%	7,148	45%
Principal Fisheries Scientist (Stock Assessment & Modelling)	46,800	46,800	12,000	19,996	9,661	29,657	17,143	63%	2,339	81%
Principal Fisheries Scientist (Fisheries & Ecosystem Monitoring & Assessment)	51,200	51,200	13,000	21,181	11,179	32,360	18,840	63%	1,821	86%
TECHNICAL	1,880,000	1,784,600	355,000	424,283	280,926	705,210	1,079,390	40%	74,074	79%
(Senior) Fisheries Scientist (Tuna Ecosystem Analyses)	520,000	249,600	40,000	1,380	571	809	248,791	0%	40,571	-1%
Research Officer (Tuna Ecosystems)	320,000	320,000	88,000	128,737	80,941	209,678	110,322	66%	7,059	92%
(Senior) Fisheries Scientist (Tuna Biology & Ecology)	520,000	520,000	107,000	135,506	95,545	231,050	288,950	44%	11,455	89%
(Senior) Fisheries Scientist (Statistical Modeller)	520,000	520,000	120,000	158,661	105,011	263,672	256,329	51%	14,989	88%
Regional E-Reporting and Monitoring Coordinator - 50%		175,000	-				175,000	0%		
1.2) Travel and subsistence	12,000	12,000	-	-	-	-	12,000	0%	-	0%
1.2.1 Travel costs for support and oversight staff	12,000	12,000	-	-	-	-	12,000	0%	-	
1.3) Office cost	205,600	205,600	30,710	13,508	36,201	49,709	155,891	24%	- 5,491	118%
1.3.1 Office rent	73,400	73,400	-	-	-	-	73,400	0%	-	
1.3.2 Office and IT equipment	126,600	126,600	30,160	13,433	36,099	49,532	77,068	39%	- 5,939	120%
1.3.3 Consumables and supplies	5,600	5,600	500	30	100	130	5,470	2%	400	20%
1.3.4 Project office Telecommunication	-	-	50	45	2	48	- 48	0%	48	5%
1.3.5 Energy and water	-	-	-	-	-	-	-	0%	-	0%
1.3. 6 Facility management (i.e.. Security and insurance)	-	-	-	-	-	-	-	0%	-	0%
2. ACTIVITY COSTS	1,930,000	2,025,400	1,087,000	325,387	255,867	581,254	1,444,146	29%	831,133	24%
Activity 1.1: Analysis of tuna bycatch at regional and national level	42,000	312,400	180,000	15,422	64,226	79,648	232,752	25%	115,774	36%
1.1.1: Technical assistance including travel and fieldwork costs	32,000	32,000	177,000	1,939	-	1,939	30,061	6%	177,000	0%
1.1.2: Research, consultants and communications	8,000	278,400	1,000	13,483	64,226	77,709	200,691	28%	- 63,226	6423%
1.1.3: Equipment	2,000	2,000	2,000	-	-	-	2,000	0%	2,000	0%
Activity 1.2: Ecosystem modelling and development of indicators	228,000	228,000	175,000	21,573	66,051	87,624	140,376	38%	108,949	38%
1.2.1: Technical assistance including travel and fieldwork costs	20,000	20,000	5,000	390	837	1,227	18,773	6%	4,163	17%
1.2.2: Research and consultants	200,000	200,000	161,000	21,183	61,889	83,072	116,928	42%	99,111	38%
1.2.3: Equipment	8,000	8,000	9,000	-	3,325	3,325	4,675	42%	5,675	37%
Activity 1.3: Evaluation of electronic monitoring for purse seine vessels	420,000	245,000	155,000	-	-	-	245,000	0%	155,000	0%
1.3.1: Technical assistance including travel and fieldwork costs	80,000	80,000	40,000				80,000	0%	40,000	0%
1.3.2: Research and consultants	300,000	125,000	95,000				125,000	0%	95,000	0%
1.3.3: Equipment	40,000	40,000	20,000				40,000	0%	20,000	0%

DETAILED VARIANCE REPORT - BUDGET AGAINST ACTUAL EXPENDITURE

DETAILED DESCRIPTION	OVERALL BUDGET (EUR)	OVERALL ADDENDUM - 1 BUDGET (EUR)	YR 3 Forecast (EUR)	Accumulated Expenditure from previous year (EUR)	Actual Expenditure - YR3 (EUR)	Total Expenditure (EUR)	Variance against overall budget		Variance against YR3 budget	
							Budget variance (EUR)	Budget coverage (%)	Budget variance (EUR)	Budget coverage (%)
KRA 1 - Oceanic fisheries - Scientific and management advice at national and regional levels	4,155,600	4,155,600	1,510,710	816,282	599,686	1,415,967	2,739,633	34%	911,024	40%
<i>Activity 1.4: Research to address biological uncertainties in tuna stock assessment models</i>	<i>880,000</i>	<i>880,000</i>	<i>509,000</i>	<i>220,901</i>	<i>19,035</i>	<i>239,936</i>	<i>640,064</i>	<i>27%</i>	<i>489,965</i>	<i>4%</i>
1.4.1: Technical assistance including travel and fieldwork costs	480,000	480,000	275,000	159,276	-	159,276	320,724	33%	275,000	0%
1.4.2: Research and consultants	150,000	150,000	169,000	1,997	-	1,997	148,003	1%	169,000	0%
1.4.3: Equipment	250,000	250,000	65,000	59,628	19,035	78,662	171,338	31%	45,965	29%
<i>Activity 1.5: Improved modelling of relative abundance using catch per unit effort</i>	<i>42,000</i>	<i>42,000</i>	<i>8,000</i>	<i>2,593</i>	<i>-</i>	<i>2,593</i>	<i>39,407</i>	<i>6%</i>	<i>8,000</i>	<i>0%</i>
1.5.1: Technical assistance including travel and fieldwork costs	40,000	40,000	8,000	2,593	-	2,593	37,407	6%	8,000	0%
1.5.2: Equipment	2,000	2,000	-	-	-	-	2,000	0%	-	0%
<i>Activity 1.6: Capacity development through long-term and short-term attachments with the SPC</i>	<i>318,000</i>	<i>318,000</i>	<i>60,000</i>	<i>64,898</i>	<i>106,556</i>	<i>171,453</i>	<i>146,547</i>	<i>54%</i>	<i>-</i>	<i>178%</i>
1.6.1: Junior Professional position costs - 3 x 12 month positions during 2019	270,000	270,000	45,000	64,898	103,506	168,403	101,597	62%	-	230%
1.6.2: Short-term attachments	48,000	48,000	15,000	-	3,050	3,050	44,950	6%	11,950	20%
KRA 2 - Tuna fishery development - Economic benefits from sustainable tuna fishing and regional competent authority support unit	4,666,000	4,527,182	923,238	863,212	318,148	1,181,360	3,345,822	26%	605,090	34%
1. PROJECT OFFICE COSTS	2,563,500	2,100,701	363,000	567,475	229,013	796,488	1,304,213	38%	133,987	63%
1.1) Staff Cost	1,800,000	1,795,201	300,000	499,275	228,991	728,266	1,066,935	41%	71,009	76%
MANAGEMENT	480,000	480,001	100,000	117,949	76,315	194,264	285,737	40%	23,685	76%
KRA2.1.1 FFA PEUMP Programme Coordinator	480,000	480,001	100,000	117,949	76,315	194,264	285,737	40%	23,685	76%
TECHNICAL	1,320,000	1,315,200	200,000	381,326	152,676	534,002	781,198	41%	47,324	76%
KRA2.1.2 Regional Competent Authority Support Adviser #1	360,000	360,000	100,000	195,051	9,204	204,255	155,745	57%	90,796	9%
KRA2.1.3 Regional Competent Authority Support Adviser #2	360,000	-	-	-	-	-	-	0%	-	0%
KRA2.1.4 Fisheries Policy Specialist and Team Leader	600,000	600,000	100,000	186,275	143,472	329,747	270,253	55%	-	143%
KRA2.1.5 PEUMP Fisheries Policy Adviser	-	235,200	-	-	-	-	235,200	0%	-	0%
KRA 2.1.6 EUMP Administration and Communications Assistant	-	120,000	-	-	-	-	120,000	0%	-	0%
1.2) Travel and subsistence	165,000	245,000	40,000	50,991	-	50,991	194,009	21%	40,000	0%
1.2.1 Travel : Administrative travel costs	85,000	125,000	20,000	34,080	-	34,080	90,920	27%	20,000	0%
1.2.2 Project planning meetings	80,000	120,000	20,000	16,911	-	16,911	103,089	14%	20,000	0%
1.3) Office costs	598,500	60,500	23,000	17,209	22	17,231	43,269	28%	22,978	0%
1.3.1a Office support (HQ) - apportionment method pro rata on number of staff	490,500	18,500	15,000	7,104	-	7,104	11,396	38%	15,000	0%
1.3.1b Office rent FSM	18,000	-	-	-	-	-	-	0%	-	0%
1.3.1c Office rent RMI	18,000	-	-	-	-	-	-	0%	-	0%
1.3.2 Office and IT equipment (all locations) SI, FSM and RMI	24,000	42,000	8,000	10,105	22	10,127	31,873	24%	7,978	0%
1.3.3 Consumables and supplies (FSM, RMI)	12,000	-	-	-	-	-	-	0%	-	0%
1.3.4 Project office Telecommunication (FSM, RMI)	36,000	-	-	-	-	-	-	0%	-	0%
							-	0%		0%

DETAILED VARIANCE REPORT - BUDGET AGAINST ACTUAL EXPENDITURE

DETAILED DESCRIPTION	OVERALL BUDGET (EUR)	OVERALL ADDENDUM - 1 BUDGET (EUR)	YR 3 Forecast (EUR)	Accumulated Expenditure from previous year (EUR)	Actual Expenditure - YR3 (EUR)	Total Expenditure (EUR)	Variance against overall budget		Variance against YR3 budget	
							Budget variance (EUR)	Budget coverage (%)	Budget variance (EUR)	Budget coverage (%)
KRA 2 - Tuna fishery development - Economic benefits from sustainable tuna fishing and regional competent authority support unit	4,666,000	4,527,182	923,238	863,212	318,148	1,181,360	3,345,822	26%	605,090	34%
2. ACTIVITY COSTS	2,102,500	2,426,481	560,238	295,737	89,135	384,872	2,041,609	16%	471,103	16%
<i>Activity 2.1: Establishment of a regional competent authority support unit to assist P-ACP government agencies meet sanitary market access requirements</i>	<i>250,000</i>	<i>250,000</i>	<i>33,951</i>	<i>8,796</i>	<i>-</i>	<i>8,796</i>	<i>241,204</i>	<i>4%</i>	<i>33,951</i>	<i>0%</i>
2.1.1: Travel	200,000	200,000	10,000	7,018	-	7,018	192,982	4%	10,000	0%
2.1.2: Meetings & workshops	10,000	10,000	5,951	1,778	-	1,778	8,222	18%	5,951	0%
2.1.3: Equipment	20,000	20,000	4,000	-	-	-	20,000	0%	4,000	0%
2.1.4: Other	20,000	20,000	14,000	-	-	-	20,000	0%	14,000	0%
<i>Activity 2.2: Support for sanitary and IUU competent authorities to comply with applicable legislation allowing for market access</i>	<i>320,000</i>	<i>420,000</i>	<i>125,601</i>	<i>122,260</i>	<i>-</i>	<i>122,260</i>	<i>297,740</i>	<i>29%</i>	<i>125,601</i>	<i>0%</i>
2.2.1: Travel	80,000	80,000	25,601	29,725	-	29,725	50,275	37%	25,601	0%
2.2.2: Meetings & workshops	140,000	240,000	90,000	75,768	-	75,768	164,232	32%	90,000	0%
2.2.3: Consultants	100,000	100,000	10,000	16,767	-	16,767	83,233	17%	10,000	0%
<i>Activity 2.3: Assistance with fisheries development and national policies</i>	<i>70,000</i>	<i>151,981</i>	<i>14,000</i>	<i>-</i>	<i>34,051</i>	<i>34,051</i>	<i>117,930</i>	<i>22%</i>	<i>-20,051</i>	<i>243%</i>
2.3.1: Travel	60,000	60,000	10,000	-	18,852	18,852	41,148	31%	8,852	189%
2.3.2: Meetings & workshops	10,000	91,981	4,000	-	15,199	15,199	76,782	17%	11,199	380%
<i>Activity 2.4: Annual policy dialogue with the EU</i>	<i>160,000</i>	<i>160,000</i>	<i>40,000</i>	<i>5,082</i>	<i>-439</i>	<i>4,643</i>	<i>155,357</i>	<i>3%</i>	<i>40,439</i>	<i>-1%</i>
2.4.1: Travel	20,000	20,000	5,000	-	-	-	20,000	0%	5,000	0%
2.4.2: Meetings & workshops	140,000	140,000	35,000	5,082	-439	4,643	135,357	3%	35,439	-1%
<i>Activity 2.5: Assistance to P-ACP to comply with WCPFC Conservation Management Measures (CMMs) and to implement checklist identified priorities</i>	<i>95,000</i>	<i>177,000</i>	<i>61,500</i>	<i>10,482</i>	<i>-</i>	<i>10,482</i>	<i>166,518</i>	<i>6%</i>	<i>61,500</i>	<i>0%</i>
2.5.1: Travel	40,000	40,000	10,000	10,312	-	10,312	29,688	26%	10,000	0%
2.5.2: Meetings & workshops	5,000	47,000	1,500	170	-	170	46,830	0%	1,500	0%
2.5.3: Consultants	50,000	90,000	50,000	-	-	-	90,000	0%	50,000	0%
2.5.4: Equipment	-	-	-	-	-	-	-	0%	-	0%
2.5.5: Other	-	-	-	-	-	-	-	0%	-	0%
<i>Activity 2.6: Building the capacity and engagement of the regional tuna industry association</i>	<i>335,000</i>	<i>335,000</i>	<i>46,000</i>	<i>67,679</i>	<i>-</i>	<i>67,679</i>	<i>267,321</i>	<i>20%</i>	<i>46,000</i>	<i>0%</i>
2.6.1: Travel	20,000	20,000	6,000	14,650	-	14,650	5,350	73%	6,000	0%
2.6.2: Meetings & workshops	90,000	90,000	15,000	8,452	-	8,452	81,548	9%	15,000	0%
2.6.3: Consultants	225,000	225,000	25,000	44,577	-	44,577	180,423	20%	25,000	0%
<i>Activity 2.7: Pilot projects and technical assistance for small and medium enterprises in the sector</i>	<i>753,000</i>	<i>753,000</i>	<i>185,686</i>	<i>48,799</i>	<i>50,310</i>	<i>99,109</i>	<i>653,891</i>	<i>13%</i>	<i>135,376</i>	<i>27%</i>
2.7.1: Travel	20,000	20,000	15,686	5,851	1,215	7,066	12,934	35%	14,471	8%
2.7.2: Meetings & workshops	260,000	260,000	30,000	14,464	-	14,464	245,536	6%	30,000	0%
2.7.3: Consultants	373,000	373,000	100,000	11,686	49,095	60,781	312,219	16%	50,905	49%
2.7.4: Equipment	100,000	100,000	40,000	16,798	-	16,798	83,202	17%	40,000	0%
<i>Activity 2.8 Communications and visibility - KRAs 2 and 4</i>	<i>119,500</i>	<i>179,500</i>	<i>53,500</i>	<i>32,639</i>	<i>5,213</i>	<i>37,852</i>	<i>141,648</i>	<i>21%</i>	<i>48,287</i>	<i>10%</i>
2.8.1: Travel	-	20,000	4,000	4,183	-	4,183	15,817	21%	4,000	0%
2.8.2: Meetings & workshops	40,000	60,000	20,000	16,428	-	16,428	43,572	27%	20,000	0%
2.8.3: Consultants	40,000	40,000	10,000	2,363	5,213	7,576	32,424	19%	4,787	52%
2.8.4: Equipment	20,000	20,000	-	9,665	-	9,665	10,335	48%	-	0%
2.8.5: Other	19,500	39,500	19,500	-	-	-	39,500	0%	19,500	0%

DETAILED VARIANCE REPORT - BUDGET AGAINST ACTUAL EXPENDITURE

DETAILED DESCRIPTION	OVERALL BUDGET (EUR)	OVERALL ADDENDUM - 1 BUDGET (EUR)	YR 3 Forecast (EUR)	Accumulated Expenditure from previous year (EUR)	Actual Expenditure - YR3 (EUR)	Total Expenditure (EUR)	Variance against overall budget		Variance against YR3 budget	
							Budget variance (EUR)	Budget coverage (%)	Budget variance (EUR)	Budget coverage (%)
KRA 3 - Coastal Fisheries										
Sustainable management of fisheries and ecosystems through scientific info, legal advice, empowerment of coastal communities	11,517,120	11,789,541	1,958,780	1,692,032	1,347,988	3,040,020	8,749,521	26%	610,792	69%
1. PROJECT OFFICE COSTS	3,596,000	3,596,000	723,890	1,083,883	591,905	1,675,789	1,920,211	47%	131,984	82%
1.1) Staff cost	3,188,000	3,188,000	678,800	1,048,709	538,693	1,587,402	1,600,598	50%	140,107	79%
MANAGEMENT	620,000	620,000	141,800	200,063	64,305	264,368	355,632	43%	77,495	45%
KRA3.1.1 Deputy Director FAME (Coastal Fisheries)	82,000	82,000	18,000	22,915	14,575	37,490	44,510	46%	3,425	81%
KRA3.1.2 Finance Officer - PEUMP Programme	360,000	360,000	75,800	98,023	-	98,023	261,977	27%	75,800	0%
KRA3.1.3 Project Assistant - PEUMP Programme	178,000	178,000	48,000	79,124	49,730	128,854	49,146	72%	1,730	104%
TECHNICAL	2,568,000	2,568,000	537,000	848,647	474,387	1,323,034	1,244,966	52%	62,613	88%
KRA3.1.4 Coastal Fisheries Scientist (Invertebrates)	515,000	515,000	105,000	162,666	96,151	258,817	256,183	50%	8,849	92%
KRA3.1.5 Social Sciences for Coastal and Community Fisheries	520,000	520,000	105,000	191,521	80,600	272,122	247,878	52%	24,400	77%
KRA3.1.6 Senior Coastal Fisheries Scientist	99,000	99,000	21,000	34,484	17,842	52,327	46,673	53%	3,158	85%
KRA3.1.7 Coastal Fisheries Information Technology Officer / Trainer	435,000	435,000	115,000	165,785	93,635	259,419	175,581	60%	21,365	81%
KRA3.1.8 Coastal Fisheries Information and Database Manager	99,000	99,000	21,000	36,258	18,507	54,765	44,235	55%	2,493	88%
KRA3.1.9 Community-Based Fisheries Management Officer	476,000	476,000	86,000	126,193	85,217	211,410	264,590	44%	783	99%
KRA3.1.10 Coastal Fisheries Science and Management Adviser	99,000	99,000	23,000	37,748	23,180	60,928	38,072	62%	180	101%
KRA3.1.11 Coastal and Community Fisheries Information and Outreach Officer	325,000	325,000	61,000	93,991	59,254	153,246	171,754	47%	1,746	97%
1.2) Travel and subsistence	82,601	82,601	-	9,273	-	9,273	73,328	11%	-	0%
1.2.1 Travel costs for support and oversight staff	82,601	82,601	-	9,273	-	9,273	73,328	11%	-	0%
1.3) Office cost	325,399	325,399	45,090	25,900	53,213	79,113	246,286	24%	8,123	118%
1.3.1 Office rent incl. Energy, water security and insurance SPC NOUMEA	110,869	110,869	500	720	545	1,265	109,604	1%	45	109%
1.3.2 Office and IT equipment	190,530	190,530	42,340	22,072	52,120	74,192	116,338	39%	9,781	123%
1.3.3 Consumables and supplies	16,000	16,000	2,000	2,850	463	3,313	12,687	21%	1,537	23%
1.3.4 Project office Telecommunication	8,000	8,000	250	258	84	343	7,657	4%	166	34%

DETAILED VARIANCE REPORT - BUDGET AGAINST ACTUAL EXPENDITURE

DETAILED DESCRIPTION	OVERALL BUDGET (EUR)	OVERALL ADDENDUM - 1 BUDGET (EUR)	YR 3 Forecast (EUR)	Accumulated Expenditure from previous year (EUR)	Actual Expenditure - YR3 (EUR)	Total Expenditure (EUR)	Variance against overall budget		Variance against YR3 budget	
							Budget variance (EUR)	Budget coverage (%)	Budget variance (EUR)	Budget coverage (%)
KRA 3 - Coastal Fisheries Sustainable management of fisheries and ecosystems through scientific info, legal advice, empowerment of coastal communities	11,517,120	11,789,541	1,958,780	1,692,032	1,347,988	3,040,020	8,749,521	26%	610,792	69%
2. ACTIVITY COSTS	7,921,120	8,193,541	1,234,890	608,149	756,082	1,364,231	6,829,310	17%	478,808	61%
Activity 3.1: Surveys of commercially important invertebrates	783,500	783,500	153,410	127,295	13,580	140,874	642,626	18%	139,830	9%
3.1.1: Technical assistance including travel and fieldwork costs	195,500	195,500	50,690	42,902	50	42,952	152,548	22%	50,640	0%
3.1.2: Capacity development through attachments to SPC including travel	48,000	48,000	26,220	11,767	514	12,281	35,719	26%	25,706	2%
3.1.3: Regional or sub regional workshops and annual steering committee meeting	330,000	330,000	7,500	26,448	-	26,448	303,553	8%	7,500	0%
3.1.4: Research and consultants	115,000	115,000	30,000	496	1,209	1,705	113,295	1%	28,791	4%
3.1.5: Equipment (scientific)	95,000	95,000	39,000	45,683	11,806	57,489	37,511	61%	27,194	30%
Activity 3.2: Socio- economic surveys of coastal communities	373,500	373,500	125,284	37,694	2,467	40,161	333,339	11%	122,817	2%
3.2.1: Technical assistance including travel and fieldwork costs	175,500	175,500	47,391	37,694	-	37,694	137,806	21%	47,391	0%
3.2.2: Capacity development through attachments to SPC including travel	48,000	48,000	10,040	-	-	-	48,000	0%	10,040	0%
3.2.3: Regional or sub regional workshops	90,000	90,000	35,000	-	-	-	90,000	0%	35,000	0%
3.2.4: Research and consultants	60,000	60,000	32,853	-	2,467	2,467	57,533	4%	30,386	8%
Activity 3.3: Coastal fisheries data collection and national database development including trials of new technology	596,000	596,000	67,600	35,597	10,844	46,441	549,559	8%	56,756	16%
3.3.1: Technical assistance including travel and fieldwork costs	133,000	133,000	17,000	24,356	-	24,356	108,644	18%	17,000	0%
3.3.2: Capacity development through attachments to SPC including travel	48,000	48,000	4,500	7,761	25	7,786	40,214	16%	4,475	1%
3.3.3: Regional or sub regional workshops	60,000	60,000	15,000	-	-	-	60,000	0%	15,000	0%
3.3.4: Data storage and consultancy services	245,000	245,000	28,600	-	506	506	244,494	0%	28,094	2%
3.3.5: Equipment	110,000	110,000	2,500	3,481	10,313	13,793	96,207	13%	7,813	413%
Activity 3.4: Support and mentoring for the CEAFFM at national and local level	811,000	811,000	92,200	88,706	54,787	143,493	667,507	18%	37,413	59%
3.4.1: Technical assistance including travel and fieldwork costs	133,000	133,000	15,000	34,686	-	34,686	98,314	26%	15,000	0%
3.4.2: Capacity development through attachments to SPC including travel	48,000	48,000	17,200	-	-	-	48,000	0%	17,200	0%
3.4.3: Regional or sub regional workshops (roadmap meetings)	160,000	160,000	35,000	32,151	30,266	62,417	97,583	39%	4,734	86%
3.4.4: Research, consultancies, publications, CEAFFM adaptation work and annual audits on LMMA expenditure	420,000	420,000	15,000	10,394	23,852	34,246	385,754	8%	8,852	159%
3.4.5: Equipment (for CEAFFM adaptation activities)	50,000	50,000	10,000	11,476	668	12,144	37,856	24%	9,332	7%
Activity 3.5: CEAFFM management and coordination with NGOs	943,400	943,400	153,560	92,359	125,685	218,044	725,356	23%	27,875	82%
3.5.1: Technical assistance including staff costs, travel and fieldwork costs	612,000	612,000	117,060	60,105	121,258	181,362	430,638	30%	4,198	104%
3.5.2: Capacity development /sub regional and national trainings	200,000	200,000	25,000	-	-	-	200,000	0%	25,000	0%
3.5.3: Regional and sub regional workshops and planning meetings	100,000	100,000	10,000	-	-	-	100,000	0%	10,000	0%
3.5.4: Research, consultancy services, and communications.	20,400	20,400	1,500	28,001	4,276	32,277	11,877	158%	2,776	285%
3.5.5: Equipment	11,000	11,000	-	4,253	151	4,405	6,595	40%	151	0%

DETAILED VARIANCE REPORT - BUDGET AGAINST ACTUAL EXPENDITURE

DETAILED DESCRIPTION	OVERALL BUDGET (EUR)	OVERALL ADDENDUM - 1 BUDGET (EUR)	YR 3 Forecast (EUR)	Accumulated Expenditure from previous year (EUR)	Actual Expenditure - YR3 (EUR)	Total Expenditure (EUR)	Variance against overall budget		Variance against YR3 budget	
							Budget variance (EUR)	Budget coverage (%)	Budget variance (EUR)	Budget coverage (%)
KRA 3 - Coastal Fisheries										
Sustainable management of fisheries and ecosystems through scientific info, legal advice, empowerment of coastal communities	11,517,120	11,789,541	1,958,780	1,692,032	1,347,988	3,040,020	8,749,521	26%	610,792	69%
2. ACTIVITY COSTS	7,921,120	8,193,541	1,234,890	608,149	756,082	1,364,231	6,829,310	17%	478,808	61%
Activity 3.6: CEAFFM activities at sub-national and community level.	1,735,000	1,735,000	295,600	-	312,234	312,234	1,422,766	18%	-	106%
3.6.1: Technical assistance including staff costs, travel and fieldwork costs	430,000	430,000	74,000	-	77,985	77,985	352,015	18%	-	105%
3.6.2: Capacity development or mentoring	40,000	40,000	58,000	-	6,239	6,239	33,761	16%	-	11%
3.6.3: Subnational and community workshops and planning meetings	375,000	375,000	79,000	-	68,627	68,627	306,373	18%	-	87%
3.6.4: Research, consultancy services, communications, CEAFFM specific activities	871,000	871,000	81,000	-	156,265	156,265	714,735	18%	-	193%
3.6.5: Equipment	19,000	19,000	3,600	-	3,119	3,119	15,881	16%	-	87%
Activity 3.7: Communication activities and production and dissemination of information and materials for communities.	1,722,600	1,722,600	136,700	-	159,971	159,971	1,562,629	9%	-	117%
3.7.1: Technical assistance, staff costs including travel and fieldwork costs	628,000	628,000	47,333	-	-	-	628,000	0%	-	0%
3.7.2: Capacity development	150,000	150,000	11,667	-	-	-	150,000	0%	-	0%
3.7.3: Workshops and meeting	415,000	415,000	31,333	-	-	-	415,000	0%	-	0%
3.7.4: Research, consultancy, production of information and dissemination.	529,600	529,600	46,367	-	159,971	159,971	369,629	30%	-	345%
Activity 3.8: Capacity development through long-term attachments for national fisheries and NGO staff	464,000	464,000	89,300	120,180	36,151	156,331	307,669	34%	-	40%
3.8.1: Technical assistance including travel and fieldwork costs	104,000	104,000	8,800	19,263	-	19,263	84,737	19%	-	0%
3.8.2: Capacity development through 4 x 12 month attachments to SPC, all based in Noumea	360,000	360,000	80,500	100,916	36,151	137,067	222,933	38%	-	45%
Activity 3.9: Outreach activities including adaptation with communities.	402,000	402,000	93,000	72,106	40,364	112,470	289,530	28%	-	43%
3.9.1: Technical assistance including travel and fieldwork costs	102,000	102,000	16,000	15,922	-	15,922	86,078	16%	-	0%
3.9.2: Research, consultancies, publications, dissemination and outreach	300,000	300,000	77,000	56,184	40,364	96,548	203,452	32%	-	52%
Activity 3.10: Gender-based and rights-based trainings, national g	90,120	90,120	28,236	34,212	-	34,212	55,908	38%	-	0%
3.10.1: Research, studies, consultancies on gender and human rights	90,120	90,120	28,236	34,212	-	34,212	55,908	38%	-	0%
Activity 3.11: Development of tools and systems to combat IUU fishing activities in coastal waters		272,421	-	-	-	-	272,421	0%	-	0%
3.11.1: Consultants - study or research available technological systems and solutions		80,000	-	-	-	-	80,000	0%	-	0%
3.11.2: Equipment - trial and assessment of equipment to enhance MCS in coastal fisheries and aquaculture		120,000	-	-	-	-	120,000	0%	-	0%
3.11.3 Capacity development of coastal fisheries MCS officers		47,421	-	-	-	-	47,421	0%	-	0%
3.11.4 Travel		20,000	-	-	-	-	20,000	0%	-	0%
3.11.5 Development and production of awareness materials		5,000	-	-	-	-	5,000	0%	-	0%

DETAILED VARIANCE REPORT - BUDGET AGAINST ACTUAL EXPENDITURE

DETAILED DESCRIPTION	OVERALL BUDGET (EUR)	OVERALL ADDENDUM - 1 BUDGET (EUR)	YR 3 Forecast (EUR)	Accumulated Expenditure from previous year (EUR)	Actual Expenditure - YR3 (EUR)	Total Expenditure (EUR)	Variance against overall budget		Variance against YR3 budget	
							Budget variance (EUR)	Budget coverage (%)	Budget variance (EUR)	Budget coverage (%)
KRA 4 - Oceanic Fisheries - Control of IUU	3,940,000	3,806,397	989,000	425,499	307,916	733,415	3,072,982	19%	681,084	31%
1. PROJECT OFFICE COSTS	773,250	812,068	92,000	151,009	134,550	285,559	526,509	35%	- 42,550	146%
1.1) Staff Cost	500,000	735,200	80,000	144,396	134,550	278,946	456,254	38%	- 54,550	168%
<i>TECHNICAL</i>	500,000	735,200	80,000	144,396	134,550	278,946	456,254	38%	- 54,550	168%
4.1.1 Monitoring Control and Surveillance (MCS) Adviser - Based at FFA HQ in Honiara	500,000	500,000	80,000	144,396	134,550	278,946	221,054	56%	- 54,550	168%
1.1.2 PEUMP R&D Advisor		235,200	-	-	-	-	235,200	0%		0%
1.2) Travel and subsistence	20,000	50,000	5,000	3,939		3,939	46,061	8%	5,000	0%
Travel for project office	20,000	50,000	5,000	3,939		3,939	46,061	8%	5,000	0%
1.3) Office costs	253,250	26,868	7,000	2,674		2,674	24,194	10%	7,000	0%
1.3.1 Office support - apportionment method per staff member	245,250	18,868	5,000	-		-	18,868	0%	5,000	0%
1.3.2 Office and IT equipment	8,000	8,000	2,000	2,674		2,674	5,326	33%	2,000	0%
2. ACTIVITY COSTS	3,166,750	2,994,329	897,000	274,490	173,367	447,857	2,546,472	15%	723,633	19%
<i>Activity 4.1: Support for the review of national legislation in line with international principles as well as the implementation of IUU national plans of action</i>	50,000	150,000	30,000	5,051	8,261	13,312	136,688	9%	21,739	28%
4.1.1: Travel	20,000	70,000	5,000	5,051	-	5,051	64,949	7%	5,000	0%
4.1.2: Consultants	30,000	80,000	15,000		8,261	8,261	71,739	10%	6,739	55%
4.1.3: Other			10,000		-			0%	10,000	0%
<i>Activity 4.2: National follow-up of suspected IUU incidents and assistance with prosecutions and sanctions</i>	290,000	290,000	140,000	29,376	- 602	28,774	261,226	10%	140,602	0%
4.2.1: Travel	80,000	80,000	20,000	29,376	- 602	28,774	51,226	36%	20,602	-3%
4.2.2: Meetings & workshops	210,000	210,000	70,000	-	-	-	210,000	0%	70,000	0%
4.2.3 Consultancy			50,000		-			0%	50,000	0%
<i>Activity 4.3: Trials of new technology to assist national and regional Monitoring, Control and Surveillance (MCS) efforts</i>	815,000	815,000	71,000	103,545	39,415	142,960	672,040	18%	31,585	56%
4.3.1: Travel	40,000	40,000	11,000	15,564	2,782	18,346	21,654	46%	8,218	25%
4.3.2: Consultants	175,000	175,000	40,000	69,919	36,633	106,552	68,448	61%	3,367	92%
4.3.3: Equipment	300,000	300,000	20,000	15,758	-	15,758	284,242	5%	20,000	0%
4.3.4: Other	300,000	300,000	-	2,304	-	2,304	297,696	1%	-	0%
<i>Activity 4.4: Technical assistance with catch documentation systems, electronic monitoring and electronic reporting</i>	736,000	736,000	237,000	34,473	-	34,473	701,527	5%	237,000	0%
4.4.1: Travel	80,000	80,000	23,000	6,123	-	6,123	73,877	8%	23,000	0%
4.4.2: Meetings & workshops	220,000	220,000	159,000	25,145	-	25,145	194,855	11%	159,000	0%
4.4.3: Consultants	200,000	200,000	15,000	3,205	-	3,205	196,795	2%	15,000	0%
4.4.4: Equipment	236,000	236,000	40,000	-	-	-	236,000	0%	40,000	0%

DETAILED VARIANCE REPORT - BUDGET AGAINST ACTUAL EXPENDITURE

DETAILED DESCRIPTION	OVERALL BUDGET (EUR)	OVERALL ADDENDUM - 1 BUDGET (EUR)	YR 3 Forecast (EUR)	Accumulated Expenditure from previous year (EUR)	Actual Expenditure - YR3 (EUR)	Total Expenditure (EUR)	Variance against overall budget		Variance against YR3 budget	
							Budget variance (EUR)	Budget coverage (%)	Budget variance (EUR)	Budget coverage (%)
KRA 4 - Oceanic Fisheries - Control of IUU	3,940,000	3,806,397	989,000	425,499	307,916	733,415	3,072,982	19%	681,084	31%
2. ACTIVITY COSTS	3,166,750	2,994,329	897,000	274,490	173,367	447,857	2,546,472	15%	723,633	19%
<i>Activity 4.5: International outreach and advocacy on IUU and control of high seas fisheries</i>	400,000	400,000	50,000	55,616	-	55,616	344,384	14%	50,000	0%
4.5.1: Service Contract- WWF	400,000	400,000	50,000	55,616	-	55,616	344,384	14%	50,000	0%
<i>Activity 4.6: Capacity building and training of MCS officers with emphasis on the enforcement of port state controls and coastal fisheries regulations.</i>	600,000	600,000	369,000	43,190	126,293	169,483	430,517	28%	242,707	34%
4.6.1: Meetings & workshops	400,000	400,000	319,000	5,585	111,325	116,910	283,090	29%	207,675	35%
4.6.2: Consultants	200,000	200,000	50,000	37,605	14,969	52,574	147,426	26%	35,031	30%
<i>Activity 4.7: Development of tools and systems to combat IUU fishing activities into coastal waters.</i>	275,750	3,329	-	3,239	-	3,239	90	97%	-	0%
4.7.1: Travel	20,000	3,329	-	3,239	-	3,239	90	97%	-	0%
4.7.2: Consultants	100,000	-	-	-	-	-	-	0%	-	0%
4.7.3: Equipment	100,000	-	-	-	-	-	-	0%	-	0%
4.7.4: Other	55,750	-	-	-	-	-	-	0%	-	0%
KRA 5 - Coastal and marine biodiversity and conservation - By catch and Integrated Ecosystem Management (BIEM) Sustainable utilisation of coastal and marine biodiversity through MSP, increased resilience and rehabilitation measures	6,163,030	6,163,030	1,302,676	994,771	976,165	1,970,936	4,192,094	32%	326,511	75%
1. PROJECT OFFICE COSTS	1,540,030	1,450,030	334,863	195,546	194,622	390,168	1,059,862	27%	140,241	58%
1.1) Staff Cost	1,118,030	1,178,030	278,007	156,203	174,948	331,151	846,879	28%	103,059	63%
MANAGEMENT	1,010,030	1,010,030	233,084	149,429	152,821	302,249	707,781	30%	80,263	66%
KRA5.1.1 Project Manager	610,000	610,000	140,769	135,033	129,596	264,629	345,371	43%	11,173	92%
KRA5.1.2 BIEM Project Administration and Finance Officer	400,030	400,030	92,315	14,396	23,225	37,621	362,409	9%	69,090	25%
TECHNICAL	108,000	168,000	44,923	6,774	22,127	28,901	139,099	17%	22,796	49%
KRA5.1.3 Threatened and Migratory Species Advisor	54,000	54,000	12,462	4,694	-	4,694	49,306	9%	12,462	0%
KRA5.1.4 Coastal and Marine Advisor - 10% for 52 months Apia, Samoa	54,000	54,000	12,462	969	-	969	53,031	2%	12,462	0%
Turtle Database and Conservation Officer (TDCO)		60,000	20,000	1,111	22,127	23,239	36,761	39%	-	111%
1.2) Travel and subsistence	338,000	188,000	20,428	33,462	1,315	34,777	153,223	18%	19,113	6%
1.2.1 Travel : Administrative travel costs	338,000	188,000	20,428	33,462	1,315	34,777	153,223	18%	19,113	6%
1.3) Office costs	84,000	84,000	36,428	5,881	18,359	24,240	59,760	29%	18,069	50%
1.3.1 Office costs	-	32,000	24,000	376	17,693	18,070	13,930	56%	6,307	74%
1.3.2 Office supplies and IT equipment SPREP, Apia	55,000	30,000	5,740	5,363	-	5,363	24,637	18%	5,740	0%
1.3.3 Consumables and supplies	11,000	9,000	2,534	142	91	233	8,767	3%	2,443	4%
1.3.4 Project office Communications	18,000	13,000	4,154	-	575	575	12,425	4%	3,579	14%

DETAILED VARIANCE REPORT - BUDGET AGAINST ACTUAL EXPENDITURE

DETAILED VARIANCE REPORT - BUDGET AGAINST ACTUAL EXPENDITURE							Variance against overall budget		Variance against YR3 budget	
DETAILED DESCRIPTION	OVERALL BUDGET (EUR)	OVERALL ADDENDUM - 1 BUDGET (EUR)	YR 3 Forecast (EUR)	Accumulated Expenditure from previous year (EUR)	Actual Expenditure - YR3 (EUR)	Total Expenditure (EUR)	Budget variance (EUR)	Budget coverage (%)	Budget variance (EUR)	Budget coverage (%)
KRA 5 - Coastal and marine biodiversity and conservation - By catch and Integrated Ecosystem Management (BIEM) Sustainable utilisation of coastal and marine biodiversity through MSP, increased resilience and rehabilitation measures	6,163,030	6,163,030	1,302,676	994,771	976,165	1,970,936	4,192,094	32%	326,511	75%
2. ACTIVITY COSTS	4,623,000	4,713,000	967,813	799,225	781,543	1,580,768	3,132,232	34%	186,270	81%
Activity 5.0.1: KRA 5 management, coordination and integration.	88,000	88,000	7,500	27,941	14,112	42,053	45,947	48%	- 6,612	188%
5.0.1.1: Regional, sub regional and national workshops and meetings	80,000	80,000	4,500	27,941	12,470	40,411	39,589	51%	- 7,970	277%
5.0.1.2: Equipment and communication materials	8,000	8,000	3,000	-	1,642	1,642	6,358	21%	1,358	55%
Activity 5.0.2: Communications and visibility for KRA 5	205,000	205,000	31,200	24,838	28,663	53,501	151,499	26%	2,537	92%
5.0.2.1: Research and consultants, communications and visibility	205,000	205,000	31,200	24,838	28,663	53,501	151,499	26%	2,537	92%
Activity 5.1: Support for marine spatial planning in at least two countries	952,000	952,000	191,022	515,337	301,133	816,471	135,529	86%	- 110,111	158%
5.1.1: Technical assistance including travel and fieldwork costs	560,000	560,000	171,322	515,000	301,133	816,133	- 256,133	146%	- 129,811	176%
5.1.2: Regional, sub regional and national workshops	248,000	248,000	13,500	337	-	337	247,663	0%	13,500	0%
5.1.3: Research and consultants	104,000	104,000	-	-	-	-	104,000	0%	-	0%
5.1.4: Equipment and communication materials	40,000	40,000	6,200	-	-	-	40,000	0%	6,200	0%
Activity 5.2: Integrated ecosystem strategies and coastal zone management planning	1,138,000	1,078,000	133,320	24,645	47,451	72,096	1,005,904	7%	85,869	36%
5.2.1: Technical assistance including travel and fieldwork costs	220,000	220,000	54,000	8,440	3,087	11,527	208,473	5%	50,913	6%
5.2.2: Regional or sub regional workshops	50,000	50,000	-	15	-	15	49,985	0%	-	0%
5.2.3: Research and consultants	852,000	792,000	75,320	3,465	42,497	45,962	746,038	6%	32,823	56%
5.2.4 Equipment	16,000	16,000	4,000	12,725	1,867	14,592	1,408	91%	2,133	47%
Activity 5.3: Climate change adaptation strategies integrated into coastal community plans	240,000	300,000	50,500	1,671	378	2,049	297,951	1%	50,122	1%
5.3.1: Technical assistance including travel and fieldwork costs	60,000	120,000	27,500	1,671	378	2,049	117,951	2%	27,122	1%
5.3.2: Capacity development through field and local level training	40,000	40,000	10,000	-	-	-	40,000	0%	10,000	0%
5.3.3: Regional, sub regional or national workshops	40,000	40,000	-	-	-	-	40,000	0%	-	0%
5.3.4: Research and consultants	100,000	100,000	13,000	-	-	-	100,000	0%	13,000	0%
Activity 5.4: Endangered species bycatch assessed and extinction risk evaluated	225,000	250,000	98,490	20,538	56,443	76,982	173,018	31%	42,047	57%
5.4.1: Technical assistance including travel and fieldwork costs	80,000	85,000	28,490	4,644	-	4,644	80,356	5%	28,490	0%
5.4.2: Research and consultants	145,000	165,000	70,000	15,894	56,443	72,337	92,663	44%	13,557	81%

DETAILED VARIANCE REPORT - BUDGET AGAINST ACTUAL EXPENDITURE

							Variance against overall budget		Variance against YR3 budget	
DETAILED DESCRIPTION	OVERALL BUDGET (EUR)	OVERALL ADDENDUM - 1 BUDGET (EUR)	YR 3 Forecast (EUR)	Accumulated Expenditure from previous year (EUR)	Actual Expenditure - YR3 (EUR)	Total Expenditure (EUR)	Budget variance (EUR)	Budget coverage (%)	Budget variance (EUR)	Budget coverage (%)
KRA 5 - Coastal and marine biodiversity and conservation - By catch and Integrated Ecosystem Management (BIEM) Sustainable utilisation of coastal and marine biodiversity through MSP, increased resilience and rehabilitation measures	6,163,030	6,163,030	1,302,676	994,771	976,165	1,970,936	4,192,094	32%	326,511	75%
2. ACTIVITY COSTS	4,623,000	4,713,000	967,813	799,225	781,543	1,580,768	3,132,232	34%	186,270	81%
<i>Activity 5.5: Bycatch mitigation strategies developed and rolled-out</i>	1,219,000	1,219,000	312,281	163,503	287,354	450,856	768,144	37%	24,927	92%
5.5.1: Technical assistance including travel and fieldwork costs	684,000	684,000	116,115	163,007	121,416	284,422	399,578	42%	5,301	105%
5.5.2: Regional or sub regional workshops - promulgation of mitigation measures	315,000	315,000	196,167	496	165,938	166,434	148,566	53%	30,229	85%
5.5.3: Research and consultants	220,000	220,000	-	-	-	-	220,000	0%	-	
<i>Activity 5.6: Capacity development through research grant</i>	80,000	170,000	10,000	-	-	-	170,000	0%	10,000	0%
5.6.1: Capacity development through scholarships to USP or other approved tertiary institution.	80,000	170,000	10,000	-	-	-	170,000	0%	10,000	0%
<i>Activity 5.7: Support for community monitoring and protection of endangered species</i>	257,000	217,000	52,000	6,082	19,499	25,582	191,418	12%	32,501	37%
5.7.1: Technical assistance including travel and fieldwork costs	112,000	52,000	25,000	4,644	11,350	15,994	36,006	31%	13,650	45%
5.7.2: Capacity development through involvement in community based turtle monitoring activities	42,000	42,000	7,000	-	-	-	42,000	0%	7,000	0%
5.7.3: Equipment	103,000	123,000	20,000	1,438	8,149	9,587	113,413	8%	11,851	41%
<i>Activity 5.8: Capacity development on non-detrimental findings (NDF) process for CITES partners</i>	219,000	234,000	81,500	14,670	26,509	41,179	192,821	18%	54,991	33%
5.8.1: Technical assistance including travel and fieldwork costs	59,000	74,000	-	6,723	-	6,723	67,277	9%	-	
5.8.2: Regional or sub regional workshops	60,000	60,000	2,000	-	-	-	60,000	0%	2,000	0%
5.8.3: Research and consultants	100,000	100,000	79,500	7,947	26,509	34,456	65,544	34%	52,991	33%
TOTAL DIRECT COST	35,547,664	35,547,664	7,712,091	5,815,576	4,195,440	10,011,017	25,536,647	28%	3,516,651	54%
TOTAL INDIRECT COST	2,488,336	2,488,336	539,846	407,090	293,681	700,771	1,787,565	28%	246,166	54%
CONTINGENCIES	300,000	300,000	-	-	-	-	300,000	0%	-	
TOTAL COST	38,336,000	38,336,000	8,251,937	6,222,666	4,489,121	10,711,788	27,624,212	28%	3,762,817	54%

DETAILED COMMITMENTS LISTING

Line	IP	KRA	Budget line reference	Order Date	PO Number	Contract reference (where applicable)	Expected date of completion or delivery	Vendor or Supplier	Description of the commitment	Total Contract or Order Value (EUR)	Payments (EUR)	Commitment outstanding (EUR)
1	SPC	KRA1	Activity 2.1.2	16/02/2021	PO042490	CPS21-032	16/02/2021	Hoyle Consulting Ltd - Larissa Fitzsimmons	Support the Bycatch management Information System	41,172	26,192	14,980
2	SPC	KRA1	Activity 2.2.2	9/03/2021	PO043022	CPS21-035	31/12/2021	Collecte Localisation Satellites CLS	Applying SEAPODYM to tuna management in the WCPO	80,510	51,460	29,050
3	SPC	KRA1	Activity 2.1.2	15/03/2021	PO043151	CPS121-120	15/03/2022	Tom Peatman	Support bycatch estimation and analysis	66,960	21,080	45,880
4	SPC	KRA1	Activity 2.1.2	7/04/2021	PO043607	CI21-121	15/07/2022	Thermocline - Shane Griffiths	Support applications of EASI-FISH and EcoPath with EcoSim in the Pacific Ocean	40,800		40,800
5	SPC	KRA1	Activity 2.2.2	5/05/2021	PO044260	CI21-216	03/05/2024	University of Canberra	Consultancy PHD	52,500		52,500
6	SPC	KRA1	Activity 2.3.2	5/05/2021	PO044259	C121-337	05/05/2021	Innovative Solutions Ltd	Evaluate the precision of observers data field collected using electronic monitoring in WCPFC tuna fisheries	30,000	17,625	12,375
7	SPC	KRA1	Activity 2.4.2	9/06/2021	PO044804	CI21-407	31/12/2022	MRAG ASIA PACIFIC PTY LTD	CI21-407-MRAG AsiaPacific-Professional Fees PEUMP	104,975	-	104,975
8	SPC	KRA3	Activity 2.9.2	14/10/2019	PO030855	CPS19-448	15/06/2021	MULTIPLIER	MULTIPLIER-CPS19-448 Final instalment 20%	28,875	23,100	5,775
9	SPC	KRA3	Activity 2.5.4	19/02/2020	PO034956	CPS20-022	31/01/2022	Ms Seema Deo	Consultancy on Instal.conf.reprot and comm products	21,255	8,502	12,753
10	SPC	KRA3	Activity 2.7.4	9/07/2020	PO037738	CPS20-298	23/04/2021	MULTIPLIER	Developing national information strategies and plans in 4 Melanesian countries and supporting the regional and international dissemination of information generated by PEUMP Programme and the LMMA Network	399,407	319,525	79,881
11	SPC	KRA3	Activity 2.6.1	20/07/2020	PO037904	CPS20-125	30/06/2022	WAN SMOLBAG THEARTRE	Consultancy:Securing widespread community livelihoods and resilience through coastal fisheries co-management in Vanuatu	345,000	172,500	172,500
12	SPC	KRA3	Activity 2.6.1	27/07/2020	PO038073	CPS20-137	30/06/2021	Wildlife Conservation Society	Consultancy:Securing widespread community livelihoods and	347,000	86,750	260,250
13	SPC	KRA3	Activity 2.6.1	29/07/2020	PO037865	CPS20-204	30/06/2021	Worldfish	Consultancy:Securing widespread community livelihoods and	347,000	86,750	260,250
14	SPC	KRA3	Activity 2.9.2	8/09/2020	PO039022	CPS20-466	15/05/2021	S1T2 Pty Ltd	Consultancy: Awareness raising materials and campaign for Fish Aggregating Devices (FADs) in Nauru	26,900	5,960	20,940
15	SPC	KRA3	Activity 2.9.2	22/01/2021	PO041972		10/03/2021	SARL COUP D OUEST - CDO	COUPDOUEST-BUILD INTERACTIVE BOLLARD FOR TABLET	130,000	-	130,000
16	SPC	KRA3	Activity 2.6.1	9/02/2021	PO042312	CPS20-687	30/06/2022	Conservation International Foundation Fiji	Consultancy - Securing widespread community livelihoods and resilience through coastal fisheries co-management in Fiji	347,000	173,500	173,500
17	SPC	KRA3	Activity 2.5.1	15/02/2021	PO042465	CPS21-010	30/12/2021	Locally-Managed Marine Area (LMMA) Network Int'l	Consultancy services KRA3 - Melanesian Countries	29,040	8,550	20,490
18	SPC	KRA3	Activity 2.5.1	31/03/2021	PO043515	CPS20-126	10/02/2022	TUXSON Teri	LMMA Network - Assistant Project Coordinator	30,000	12,500	17,500
19	SPC	KRA3	Activity 2.2.4	8/06/2021	PO044803	CPS21-410	30/09/2021	Vava'u Environmental protection Association (VEPA)	Consultancy for Inception report and data analysis	3,008	2,106	902
20	FFA	KRA4	1797 - KRA 4	8/01/2021	NFFA / M-000048		30/08/2021	Siwatibau and Slon Barrister & Solicitation	Investigation Course - Material development for Diploma in Fisheries investigation course	39,866	-	39,866
21	FFA	KRA4	1802 - KRA 4	22/02/2021	NFFA / M-000053		17/02/2021	FRANCIS Blaha	Support for an Updated NPOA-IUU Template for FFA Members	13,756		13,756
22	SPREP	KRA5	5.1.1	4/12/2018	1PN / A008953 / 3		31/12/2021	International Union for Conservation	Consultancy for implementation of the Marine Spatial Planning Component of the EDF 11 PEUMP By-catch and Integrated Ecosystem Management Project.	886,131	712,070	174,061
23	SPREP	KRA5	5.5.1	13/03/2019	1PN / A009356 / 11		31/12/2022	Tierramar Consulting	Consultancy for By-Catch Mitigation Component of the EDF 11 PEUMP funded By-catch and Integrated Ecosystem Management Project	456,979	303,355	153,624
24	SPREP	KRA5	5.2.3	23/04/2020	1PN / A011913 / 15		31/12/2022	Blue Coast Enterprise Ltd	Consultancy to provide In-country coordination for By-catch and Integrated Ecosystem Management initiative in Vanuatu.	90,410	39,470	50,940
25	SPREP	KRA5	5.4.2	15/05/2020	1PN / A011996 / 3		31/10/2021	Marine Research Foundation	Consultancy to undertake marine turtle extinction risk assessments in the Pacific.	49,314	30,641	18,673

Line	IP	KRA	Budget line reference	Order Date	PO Number	Contract reference (where applicable)	Expected date of completion or delivery	Vendor or Supplier	Description of the commitment	Total Contract or Order Value (EUR)	Payments (EUR)	Commitment outstanding (EUR)
26	SPREP	KRA5	5.8.3	17/06/2020	1PN / A012086 / 2		31/07/2021	Traffi International Ltd	Consultancy for building capacity of Pacific CITES signatories to address regulatory and legal obligations relating to sea cucumbers, sharks and rays, and marine turtles.	24,657	16,815	7,842
27	SPREP	KRA5	5.5.2	9/09/2020	1PN / A012399 / 2		31/08/2022	World Wide Fund for Nature Pacific	PEUMP programme By-catch and integrated Ecosystem Management Initiative: Improving uptake of by-catch mitigation measures for species of special interest in the Pacific longline fleet through a port-based extension programme.	274,500	116,533	157,967
28	SPREP	KRA5	5.4.2	9/11/2020	1PN / A012613 / 3		30/11/2021	Vava'u Environmental protection Association (VEPA)	PEUMP programme By-catch and integrated Ecosystem Management Initiative: Survey of marine turtle use by communities and turtle nesting habitat monitoring in the Kingdom of Tonga.	17,939	10,697	7,242
29	SPREP	KRA5	5.0.2.1	11/11/2020	1PN / A012664 / 3		31/12/2022	Footprints in Sand Consulting	Consultant to provide communications support to the BIEM Initiative in Fiji and Pacific region.	76,725	10,770	65,955
30	SPREP	KRA5	5.4.2	25/11/2020	1PN / A012701 / 3		31/10/2021	World Wide Fund for Nature Pacific	Contract for Services - Survey of marine turtle use by communities and turtle nesting habitat monitoring in Fiji.	49,010	24,233	24,776
31	SPREP	KRA5	5.2.3	19/01/2021	1PN / A012801 / 8		31/12/2022	Kelera Macedru	Consultant to provide in-country coordination for the By-catch and integrated ecosystem management initiative in Fiji.	24,247	5,594	18,654
32	SPREP	KRA5	5.8.3	22/01/2021	1PN / A012825 / 1		30/06/2021	World Wide Fund for Nature Pacific	Service Agreement - Building capacity of Fiji to address regulatory and legal obligations relating to CITES with respect to some coral, live rock and giant clam species.	29,317	2,932	26,385
33	SPREP	KRA5	5.4.2	22/02/2021	1PN / A012929 / 1		30/06/2021	Francis Robert Hickey	Consultant to undertake a national review of the current state of marine turtle management and conservation in Vanuatu.	17,608	1,761	15,847
34	SPREP	KRA5	5.8.3	18/03/2021	1PN / A013020 / 3		30/09/2021	Jamadel Enterprises Limited	Consultancy to review and update policy and legislation related to crocodile management and trade in Papua New Guinea to satisfy CITES convention requirements.	17,608	7,043	10,565
35	SPREP	KRA5	5.0.2.1	17/03/2021	1PN / A013024 / 2		31/12/2022	Savvy Vanuatu	Consultant to provide communications support to the BIEM Initiative in Vanuatu.	38,737	1,690	37,046
36	SPREP	KRA5	5.7.1	17/03/2021	1PN / A013025 / 1		15/11/2021	Geo Lp	Consultancy to support development of Solomon Islands national saltwater crocodile management plan and harvest/monitoring pilot.	35,215	10,565	24,651
37	SPREP	KRA5	1.3.1	18-Mar-21	1PN / A013049 / 5		31/01/2022	Pacific Conference of Church (PCC)	Rental charges for office	10,506	8,033	2,473
38	SPREP	KRA5	5.8.3	29-Mar-21	1PN / A013083 / 1		15/01/2022	Vanuatu Environmental Science Society	Consultant to review, update and finalise the national plan of action for sharks, Seabirds and Sea Turtles in Vanuatu.	21,286	5,282	16,004
39	SPREP	KRA5	5.5.2	15-Apr-21	1PN / A013135 / 1		30/06/2021	World Wide Fund for Nature Pacific	PEUMP Programme By-catch and Integrated Ecosystem Management Initiative: Completion of Papua New Guinea National Plan of Action for Sharks.	40,076	37,924	2,152
40	SPREP	KRA5	5.4.2	29-Apr-21	1PN / A013212 / 0		31/07/2021	University of New England	Contract for Services-Cetacean review in the western central pacific ocean - An ecological review of species interacting with fisheries.	10,110	-	10,110
41	SPREP	KRA5	5.7.3	4-Jun-21	1PN / A013311 / 0		31/07/2021	Fed Ex	Freight charges for courier.	237	-	237
42	SPREP	KRA5	5.4.2	8-Jun-21	1PN / A013339 / 0		31/06/2022	Wan Smolbag Theatre	Contract for Services - Data collection and monitoring of turtle nesting habitat in Vanuatu.	8,804	-	8,804
43	SPREP	KRA5	5.7.1	17-Jun-21	1PN / A013391 / 1		30/11/2022	Birdlife Environmental Science Society	PEUMP Programme - By-catch and Integrated Ecosystem Management Initiative: Vanuatu Wedge-tailed Shearwater - Koroliko Monitoring and Management Plan.	19,597	-	19,597
44	SPREP	KRA5	5.1.1	18-Jun-21	1PN / A013392 / 0		30/07/2021	Grand Hotel Casino	Hiring of venue for workshop	339	-	339
										€ 4,724,375	€ 2,361,508	€ 2,362,867

FIXED ASSETS REGISTER

Line	Item Tag / Item #	Purchase date	Budget line	Asset Description	Purchase Price	Item location	Purchasing Organisation	Custodian
1	SPC.PEUMP.F1001	30/01/2019	FM1.3.2	Desk - Artak 844/845	475	Suva	SPC	PMU Prog. Assistant
2	SPC.PEUMP.F1002	30/01/2019	FM1.3.2	Desk - Artak 844/846	475	Suva	SPC	PMU Prog. Assistant
3	SPC.PEUMP.F1003	30/01/2019	FM1.3.2	Desk - Artak 844/847	475	Suva	SPC	PMU Prog. Assistant
4	SPC.PEUMP.F1004	30/01/2019	FM1.3.2	Desk - Artak 844/848	475	Suva	SPC	PMU Prog. Assistant
5	SPC.PEUMP.F1005	30/01/2019	FM1.3.2	Desk - Artak 844/849	475	Suva	SPC	PMU Prog. Assistant
6	SPC.PEUMP.F1006	30/01/2019	FM1.3.2	Desk - Artak 844/850	475	Suva	SPC	PMU Prog. Assistant
7	SPC.PEUMP.F2001	30/01/2019	FM1.3.2	Mobile Pedastal - Artak 142SD 1D/1F	185	Suva	SPC	PMU Prog. Assistant
8	SPC.PEUMP.F2002	30/01/2019	FM1.3.2	Mobile Pedastal - Artak 142SD 1D/1F	185	Suva	SPC	PMU Prog. Assistant
9	SPC.PEUMP.F2003	30/01/2019	FM1.3.2	Mobile Pedastal - Artak 142SD 1D/1F	185	Suva	SPC	PMU Prog. Assistant
10	SPC.PEUMP.F2004	30/01/2019	FM1.3.2	Mobile Pedastal - Artak 142SD 1D/1F	185	Suva	SPC	PMU Prog. Assistant
11	SPC.PEUMP.F2005	30/01/2019	FM1.3.2	Mobile Pedastal - Artak 142SD 1D/1F	185	Suva	SPC	PMU Prog. Assistant
12	SPC.PEUMP.F2006	30/01/2019	FM1.3.2	Mobile Pedastal - Artak 142SD 1D/1F	185	Suva	SPC	PMU Prog. Assistant
13	SPC.PEUMP.F3001	30/01/2019	FM1.3.2	Low Cabinet - Artak 836	175	Suva	SPC	PMU Prog. Assistant
14	SPC.PEUMP.F3002	30/01/2019	FM1.3.2	Low Cabinet - Artak 837	175	Suva	SPC	PMU Prog. Assistant
15	SPC.PEUMP.F3003	30/01/2019	FM1.3.2	Low Cabinet - Artak 838	175	Suva	SPC	PMU Prog. Assistant
16	SPC.PEUMP.F3004	30/01/2019	FM1.3.2	Low Cabinet - Artak 839	175	Suva	SPC	PMU Prog. Assistant
17	SPC.PEUMP.F3005	30/01/2019	FM1.3.2	Low Cabinet - Artak 840	175	Suva	SPC	PMU Prog. Assistant
18	SPC.PEUMP.F3006	30/01/2019	FM1.3.2	Low Cabinet - Artak 841	175	Suva	SPC	PMU Prog. Assistant
19	SPC.PEUMP.F4001	30/01/2019	FM1.3.2	Full height Cabinet - Artak 631	400	Suva	SPC	PMU Prog. Assistant
20	SPC.PEUMP.F5001	30/01/2019	FM1.3.2	Steel Lion LX33b 2 Door Cabinet	400	Suva	SPC	PMU Prog. Assistant
21	SPC.PEUMP.F6001	30/01/2019	FM1.3.2	Writebest DPS 4ft x 4ft whiteboard	400	Suva	SPC	PMU Prog. Assistant
22	SPC.PEUMP.F7001	04/02/2019	FM1.3.2	Chair -Kinsha Rino RN-01	474	Suva	SPC	PMU Prog. Assistant
23	SPC.PEUMP.F7002	04/02/2019	FM1.3.2	Chair -Kinsha Rino RN-01	474	Suva	SPC	PMU Prog. Assistant
24	SPC.PEUMP.F7003	04/02/2019	FM1.3.2	Chair -Kinsha Rino RN-01	474	Suva	SPC	PMU Prog. Assistant
25	SPC.PEUMP.F7004	04/02/2019	FM1.3.2	Chair -Kinsha Rino RN-01	474	Suva	SPC	PMU Prog. Assistant
26	SPC.PEUMP.F7005	04/02/2019	FM1.3.2	Chair -Kinsha Rino RN-01	474	Suva	SPC	PMU Prog. Assistant
27	SPC.PEUMP.F7006	28/01/2019	FM1.3.2	Chair -Kinsha Rino RN-01	474	Suva	SPC	PMU Prog. Assistant
28	SPC.PEUMP.IT1001	11/02/2019	FM1.3.2	USB Drive 8 GB	13	Suva	SPC	PMU Prog. Assistant
29	SPC.PEUMP.IT1002	11/02/2019	FM1.3.2	USB Drive 8 GB	13	Suva	SPC	PMU Prog. Assistant
30	SPC.PEUMP.IT1003	11/02/2019	FM1.3.2	USB Drive 8 GB	13	Suva	SPC	PMU Prog. Assistant
31	SPC.PEUMP.IT1004	11/02/2019	FM1.3.2	USB Drive 8 GB	13	Suva	SPC	PMU Prog. Assistant
32	SPC.PEUMP.IT1005	11/02/2019	FM1.3.2	USB Drive 8 GB	13	Suva	SPC	PMU Prog. Assistant
33	SPC.PEUMP.IT1006	11/02/2019	FM1.3.2	USB Drive 8 GB	13	Suva	SPC	PMU Prog. Assistant
34	SPC.PEUMP.IT2001	11/02/2019	FM1.3.2	Portable Hard Drive 2TB	199	Suva	SPC	PMU Prog. Assistant
35	SPC.PEUMP.IT2002	11/02/2019	FM1.3.2	Portable Hard Drive 2TB	199	Suva	SPC	PMU Prog. Assistant
36	SPC.PEUMP.IT2003	11/02/2019	FM1.3.2	Portable Hard Drive 2TB	199	Suva	SPC	PMU Prog. Assistant
37	SPC.PEUMP.IT2004	11/02/2019	FM1.3.2	Portable Hard Drive 2TB	199	Suva	SPC	PMU Prog. Assistant
38	SPC.PEUMP.IT2005	11/02/2019	FM1.3.2	Portable Hard Drive 2TB	199	Suva	SPC	PMU Prog. Assistant
39	SPC.PEUMP.IT2006	11/02/2019	FM1.3.2	Portable Hard Drive 2TB	199	Suva	SPC	PMU Prog. Assistant

Line	Item Tag / Item #	Purchase date	Budget line	Asset Description	Purchase Price	Item location	Purchasing Organisation	Custodian
40	SPC.PEUMP.COMM S1001	20/02/2019	FM2.4.3	Canon EoS1500D SLR Camera, with Tamron 18-200mm Super zoom lens, 32GB card and Camera Bag	1,799	Suva	SPC	PMU Prog. Assistant
41	SPC.PEUMP.COMM S1002	20/02/2019	FM2.4.3	Sunpak Heavy duty tripod stand	149	Suva	SPC	PMU Prog. Assistant
42	SPC.PEUMP.COMM S1003	20/02/2019	FM2.4.3	Olympus WS-853 Digital voice recorder	460	Suva	SPC	PMU Prog. Assistant
43	SPC.PEUMP.IT2007	01/03/2021	FM1.3.2	Hard Drive Seagate Port 2.5" 4TB USD 3.0	165	Suva	SPC	PMU Prog. Assistant - Pramol
44	SPC.PEUMP.IT2008	01/03/2021	FM1.3.2	Hard Drive Seagate Port 2.5" 4TB USD 3.0	165	Suva	SPC	PMU Prog. Assistant - Pramol
45	SPC.PEUMP.IT2009	01/03/2021	FM1.3.2	Hard Drive Seagate Port 2.5" 4TB USD 3.1	165	Suva	SPC	PMU Prog. Assistant - Pramol
46	SPC.PEUMP.IT2010	01/03/2021	FM1.3.2	Hard Drive Seagate Port 2.5" 4TB USD 3.2	165	Suva	SPC	PMU Prog. Assistant - Pramol
43	PEUMP-1-0001	23/10/2018	FO1.3.2	Lenovo T480 - Elodie Vourey	1,269	Noumea	SPC	SPC FAME OFF - Elodie Vourey
44	PEUMP-1-0002	23/10/2018	FO1.3.2	Docking Station - Elodie Vourey	209	Noumea	SPC	SPC FAME OFF - Elodie Vourey
45	PEUMP-1-0003	11/02/2019	FO1.3.2	HP Monitor Elite Display #1 - Jed MacDonald	203	Noumea	SPC	SPC FAME OFF - Jed MacDonald
46	PEUMP-1-0004	11/02/2019	FO1.3.2	HP Monitor Elite Display #2 - Jed MacDonald	203	Noumea	SPC	SPC FAME OFF - Jed MacDonald
47	PEUMP-1-0005	14/03/2019	FO1.3.2	HP Monitor Elite Display #1 - Tiffany Cunningham	203	Noumea	SPC	SPC FAME OFF - Tiffany Cunningham
48	PEUMP-1-0006	14/03/2019	FO1.3.2	HP Monitor Elite Display #2 - Tiffany Cunningham	203	Noumea	SPC	SPC FAME OFF - Tiffany Cunningham
49	PEUMP-1-0007	05/04/2019	FO1.3.2	Lenovo P52 - Jed MacDonald	2,858	Noumea	SPC	SPC FAME OFF - Jed MacDonald
50	PEUMP-1-0008	05/04/2019	FO1.3.2	Docking Station - Jed MacDonald	183	Noumea	SPC	SPC FAME OFF - Jed MacDonald
51	PEUMP-1-0009	05/04/2019	FO1.3.2	Lenovo P52 - Tiffany Cunningham	2,858	Noumea	SPC	SPC FAME OFF - Tiffany Cunningham
52	PEUMP-1-0010	05/04/2019	FO1.3.2	Docking Station - Tiffany Cunningham	183	Noumea	SPC	SPC FAME OFF - Tiffany Cunningham
53	PEUMP-1-0011	14/05/2019	FO2.3.4	DISTELL - FISH FAMETER - Model FFM-692	5,138	Noumea	SPC	SPC FAME OFF - Valérie Allain
54	PEUMP-1-0012	6/06/2019	FO2.3.4	DEM - R423 MARINE SCALE	2,920	Noumea	SPC	SPC FAME OFF - François Rouspard
55	PEUMP-1-0013	23/03/2020	FO1.3.2	HP Monitor Elite Display #1 - OFF PIFP LAB	197	Noumea	SPC	SPC FAME OFF - PIFP LAB
56	PEUMP-1-0014	23/03/2020	FO1.3.2	HP Monitor Elite Display #2 - OFF PIFP LAB	197	Noumea	SPC	SPC FAME OFF - PIFP LAB
57	PEUMP-1-0015	23/03/2020	FO1.3.2	HP Monitor Elite Display #1 - OFF PIFP 2	197	Noumea	SPC	SPC FAME OFF-PIFP 2
58	PEUMP-1-0016	23/03/2020	FO1.3.2	HP Monitor Elite Display #2 - OFF PIFP2	197	Noumea	SPC	SPC FAME OFF-PIFP 2
59	PEUMP-1-0017	24/03/2020	FO1.3.2	Lenovo T490 - OFF PIFP LAB	1,668	Noumea	SPC	SPC FAME OFF - PIFP LAB
60	PEUMP-1-0018	24/03/2020	FO1.3.2	Docking Station - OFF PIFP LAB	250	Noumea	SPC	SPC FAME OFF - PIFP LAB
61	PEUMP-1-0019	24/03/2020	FO1.3.2	Lenovo T490 - OFF PIFP 2	1,668	Noumea	SPC	SPC FAME OFF-PIFP 2
62	PEUMP-1-0020	24/03/2020	FO1.3.2	Docking Station - OFF PIFP 2	250	Noumea	SPC	SPC FAME OFF-PIFP 2
63	PEUMP-1-0021	10/07/2020	FO2.4.3	Leica - Stereo Microscope	10,952	Noumea	SPC	SPC FAME OFF - Valérie Allain
64	PEUMP-1-0022	29/03/2021	FO2.3.4	LORRIMAR WEIGHING LTD - Connected Marine Scale	7,423	Noumea	SPC	SPC FAME OFF - Malo Hosken
65	PEUMP-3-0001	30/07/2018	FC1.3.2	Lenovo T480 - Social Scientist	1,249.14	Noumea	SPC	SPC FAME CFP - Social Scientist
66	PEUMP-3-0002	30/07/2018	FC1.3.2	Docking Station - Social Scientist	187.02	Noumea	SPC	SPC FAME CFP - Social Scientist
67	PEUMP-3-0003	30/07/2018	FC1.3.2	Lenovo T480 - Nathalie Demeillier	1,249.14	Noumea	SPC	SPC FAME CFP - Nathalie Demeillier
68	PEUMP-3-0004	30/07/2018	FC1.3.2	Docking Station - Nathalie Demeillier	187.02	Noumea	SPC	SPC FAME CFP - Nathalie Demeillier
69	PEUMP-3-0005	30/07/2018	FC1.3.2	Lenovo T480 with extra 1tb ssd and 8GB Ram- Bernard Vigga	1,660.09	Noumea	SPC	SPC FAME CFP - Bernard Vigga

Line	Item Tag / Item #	Purchase date	Budget line	Asset Description	Purchase Price	Item location	Purchasing Organisation	Custodian
70	PEUMP-3-0006	30/07/2018	FC1.3.2	Docking Station - Bernard Vigga	187.02	Noumea	SPC	SPC FAME CFP - Bernard Vigga
71	PEUMP-3-0007	30/07/2018	FC1.3.2	HP Monitor EliteDisplay#1 - Bernard Vigga	202.80	Noumea	SPC	SPC FAME CFP - Bernard Vigga
72	PEUMP-3-0008	30/07/2018	FC1.3.2	Lenovo T480 - Spare Scientists (old George Shedrawi)	1,249.14	Noumea	SPC	SPC FAME CFP - Science Team
73	PEUMP-3-0009	30/07/2018	FC1.3.2	Docking Station - Spare Scientists George Shedrawi (old George Shedrawi)	187.02	Noumea	SPC	SPC FAME CFP - Science Team
74	PEUMP-3-0010	30/07/2018	FC1.3.2	Docking Station - Watisoni Lalavanua	187.02	Noumea	SPC	SPC FAME CFP - Watisoni Lalavanua
75	PEUMP-3-0011	30/07/2018	FC1.3.2	Docking Station - Céline Muron	187.02	Noumea	SPC	SPC FAME CFP - Céline Muron
76	PEUMP-3-0012	30/07/2018	FC1.3.2	Lenovo T480 - Richard Alu	1,249.14	Noumea	SPC	SPC FAME CFP - Finance Officer
77	PEUMP-3-0013	30/07/2018	FC1.3.2	Docking Station - Richard Alu	187.02	Noumea	SPC	SPC FAME CFP - Finance Officer
78	PEUMP-3-0014	23/10/2018	FC1.3.2	Lenovo T480 - Céline Muron	1,268.73	Noumea	SPC	SPC FAME CFP - Céline Muron
79	PEUMP-3-0015	23/10/2018	FC1.3.2	Lenovo T480 - CFP PIFP Science	1,268.73	Noumea	SPC	SPC FAME CFP - PIFP Science
80	PEUMP-3-0016	28/11/2018	FC1.3.2	Lenovo T480 - Watisoni Lalavua	1,268.73	Noumea	SPC	SPC FAME CFP - Watisoni Lalavanua
81	PEUMP-3-0017	28/11/2018	FC1.3.2	Docking Station - CFP PIFP Science	208.85	Noumea	SPC	SPC FAME CFP - PIFP Science
82	PEUMP-3-0018	5/02/2019	FC2.1.5	GPS MAP 64	305.72	Noumea	SPC	Samoa Ministry of Agriculture and Fisheries
83	PEUMP-3-0019	5/02/2019	FC2.1.5	GPS MAP 64	305.72	Noumea	SPC	SPC FAME CFP - Science Team
84	PEUMP-3-0020	11/02/2019	FC1.3.2	HP Monitor EliteDisplay#2 - Bernard Vigga	202.80	Noumea	SPC	SPC FAME CFP - Science Team
85	PEUMP-3-0021	11/02/2019	FC1.3.2	HP Monitor EliteDisplay#1 - Watisoni Lalavanua	202.80	Noumea	SPC	SPC FAME CFP - Bernard Vigga
86	PEUMP-3-0022	11/02/2019	FC1.3.2	HP Monitor EliteDisplay#2 - Watisoni Lalavanua	202.80	Noumea	SPC	SPC FAME CFP - Watisoni Lalavanua
87	PEUMP-3-0023	11/02/2019	FC1.3.2	HP Monitor EliteDisplay#1 - Céline Muron	202.80	Noumea	SPC	SPC FAME CFP - Watisoni Lalavanua
88	PEUMP-3-0024	11/02/2019	FC1.3.2	HP Monitor EliteDisplay#1 - CFP PIFP Science	202.80	Noumea	SPC	SPC FAME CFP - Céline Muron
89	PEUMP-3-0025	11/02/2019	FC1.3.2	HP Monitor EliteDisplay#1 - Richard Alu	399.80	Noumea	SPC	SPC FAME CFP - Finance Officer
90	PEUMP-3-0026	25/02/2019	FC2.1.5	OLYMPUS TG5 RED -WATERPROOF CAMERA	373.45	Noumea	SPC	Tonga Ministry of Fisheries
91	PEUMP-3-0027	25/02/2019	FC2.1.5	OLYMPUS TG5 BLACK -WATERPROOF CAMERA	373.45	Noumea	SPC	Samoa Ministry of Agriculture and Fisheries
92	PEUMP-3-0028	25/02/2019	FC2.1.5	OLYMPUS PT-058 UNDER WATER HOUSING	307.45	Noumea	SPC	Tonga Ministry of Fisheries
93	PEUMP-3-0029	28/02/2019	FC.2.3.5	HD710M Pro External Hard Dive - Franck Magron / Data Mgmt	111.52	Noumea	SPC	SPC FAME CFP - Franck Magron
94	PEUMP-3-0030	28/02/2019	FC.2.3.5	HD710M Pro External Hard Dive - George Shedrawi / Invertebrates	111.52	Noumea	SPC	SPC FAME CFP - George Shedrawi
95	PEUMP-3-0031	28/02/2019	FC.2.3.5	HD710M Pro External Hard Dive - Bernard Vigga/ Data Mgmt	111.52	Noumea	SPC	SPC FAME CFP - Bernard Vigga
96	PEUMP-3-0032	28/02/2019	FC.2.3.5	HD710M Pro External Hard Dive - Nathalie De/Admin & Fin	111.52	Noumea	SPC	SPC FAME CFP - Nathalie Demeillier
97	PEUMP-3-0033	28/02/2019	FC.2.3.5	HD710M Pro External Hard Dive - Franck Magron for George Submine photos	111.52	Noumea	SPC	SPC FAME CFP - Franck Magron & George Shedrawi
98	PEUMP-3-0034	28/02/2019	FC.2.3.5	HD710M Pro External Hard Dive - Celine Muron / Outreach - Information	111.52	Noumea	SPC	SPC FAME CFP - Céline Muron
99	PEUMP-3-0035	28/02/2019	FC.2.3.5	HD710M Pro External Hard Dive - Jeff Kinch / Socio Economic	111.52	Noumea	SPC	SPC FAME CFP - Social Scientist
100	PEUMP-3-0036	14/03/2019	FC1.3.2	HP Monitor EliteDisplay #1 - Nathalie Demeillier	202.80	Noumea	SPC	SPC FAME CFP - Nathalie Demeillier

Line	Item Tag / Item #	Purchase date	Budget line	Asset Description	Purchase Price	Item location	Purchasing Organisation	Custodian
101	PEUMP-3-0037	14/04/2019	FC2.1.5	8' SAMSUNG TAB ACTIVE 2 SM-T392 LTE 16GO	541.95	Noumea	SPC	SPC FAME CFP - Social Scientist
102	PEUMP-3-0038	14/04/2019	FC2.1.5	8' SAMSUNG TAB ACTIVE 2 SM-T392 LTE 16GO	541.95	Noumea	SPC	SPC FAME CFP - George Shedrawi
103	PEUMP-3-0039	14/04/2019	FC2.1.5	8' SAMSUNG TAB ACTIVE 2 SM-T392 LTE 16GO	541.95	Noumea	SPC	SPC FAME CFP - Andrew Halford
104	PEUMP-3-0040	17/04/2019	FC2.1.5	STEEL SCALE UI IP68 15KG	377.10	Noumea	SPC	SPC FAME CFP - Science Team
105	PEUMP-3-0041	17/04/2019	FC2.1.5	STEEL SCALE UI IP68 15KG	377.10	Noumea	SPC	SPC FAME CFP - Science Team
106	PEUMP-3-0042	17/04/2019	FC2.1.5	STEEL SCALE UI IP68 30KG	377.10	Noumea	SPC	Kiribati CFD of Ministry of Fisheries and Marine Resources Dev.
107	PEUMP-3-0043	27/04/2019	FC2.1.5	OLYMPUS PT-058 UNDER WATER HOUSING	280.03	Noumea	SPC	SPC FAME CFP - Science Team
108	PEUMP-3-0044	27/04/2019	FC2.1.5	OLYMPUS PT-058 UNDER WATER HOUSING	280.03	Noumea	SPC	Samoa Ministry of Agriculture and Fisheries
109	PEUMP-3-0045	27/04/2019	FC2.1.5	OLYMPUS TG5 BLACK -WATERPROOF CAMERA	370.75	Noumea	SPC	SPC FAME CFP - Science Team
110	PEUMP-3-0046	27/04/2019	FC2.1.5	OLYMPUS TG5 BLACK -WATERPROOF CAMERA	370.75	Noumea	SPC	SPC FAME CFP - Science Team
111	PEUMP-3-0047	29/04/2019	FC2.1.5	PELICAN CASE 37X26X15	207.61	Noumea	SPC	SPC FAME CFP - Science Team
112	PEUMP-3-0048	29/04/2019	FC2.1.5	PELICAN CASE 37X26X16	207.61	Noumea	SPC	SPC FAME CFP - Science Team
113	PEUMP-3-0049	29/04/2019	FC2.1.5	LED LAMP DIV15 3800 LUMES	185.42	Noumea	SPC	SPC FAME CFP - Science Team
114	PEUMP-3-0050	29/04/2019	FC2.1.5	LED LAMP DIV15 3800 LUMES	185.42	Noumea	SPC	SPC FAME CFP - Science Team
115	PEUMP-3-0051	30/04/2019	FC2.1.5	OLYMPUS TG5 TOUGH DIGITAL RED	327.25	Noumea	SPC	SPC FAME CFP - Science Team
116	PEUMP-3-0052	30/04/2019	FC2.1.5	OLYMPUS TG5 TOUGH DIGITAL RED	327.25	Noumea	SPC	SPC FAME CFP - Science Team
117	PEUMP-3-0053	3/06/2019	FC2.4.5	VIDEO PROJECTOR EPSON	668.18	Noumea	SPC	SPC FAME CFP - Watisoni Lalavanua
118	PEUMP-3-0054	9/08/2019	FC2.1.5	DEEP TREKKER-DTG3 ROV-4K HIGH DEF CAMERA	8,944.41	Noumea	SPC	SPC FAME CFP - Watisoni Lalavanua
119	PEUMP-3-0055	9/08/2019	FC2.4.5	OLYMPUS TG6 NOIR + BATTERY AND CARD	746.38	Noumea	SPC	SPC FAME CFP - Finance Officer
120	PEUMP-3-0056	3/09/2019	FC1.3.2	HP Monitor EliteDisplay #2 - Richard Alu	196.93	Noumea	SPC	SPC FAME CFP - Nathalie Demeillier
121	PEUMP-3-0057	3/09/2019	FC1.3.2	HP Monitor EliteDisplay #2- Nathalie Demeillier	196.93	Noumea	SPC	SPC FAME CFP - Science Team
122	PEUMP-3-0058	26/09/2019	FC2.1.5	GPSMAP 66ST	445.42	Noumea	SPC	SPC FAME CFP - Science Team
123	PEUMP-3-0059	26/09/2019	FC2.1.5	GPSMAP 66ST	445.42	Noumea	SPC	SPC FAME CFP - Science Team
124	PEUMP-3-0060	26/09/2019	FC2.1.5	GPSMAP 66ST	445.42	Noumea	SPC	SPC FAME CFP - Science Team
125	PEUMP-3-0061	14/10/2019	FC2.1.5	IKELITE OLYMPUS TG5/6 HOUSING	249.49	Noumea	SPC	SPC FAME CFP - Science Team
126	PEUMP-3-0062	14/10/2019	FC2.1.5	IKELITE OLYMPUS TG5/6 HOUSING	249.49	Noumea	SPC	SPC FAME CFP - Science Team
127	PEUMP-3-0063	14/10/2019	FC2.1.5	OLYMPUS TG5/6 CAMERA BLACK	305.00	Noumea	SPC	SPC FAME CFP - Science Team
128	PEUMP-3-0064	14/10/2019	FC2.1.5	OLYMPUS TG5/6 CAMERA BLACK	305.00	Noumea	SPC	SPC FAME CFP - Science Team
129	PEUMP-3-0065	28/10/2019	FC1.3.2	HP Monitor EliteDisplay #1 - George Shedrawi	196.93	Noumea	SPC	SPC FAME CFP - George Shedrawi
130	PEUMP-3-0066	28/10/2019	FC1.3.2	HP Monitor EliteDisplay #2 - George Shedrawi	196.93	Noumea	SPC	SPC FAME CFP - George Shedrawi

Line	Item Tag / Item #	Purchase date	Budget line	Asset Description	Purchase Price	Item location	Purchasing Organisation	Custodian
131	PEUMP-3-0067	30/10/2019	FC2.3.5	Scanner DS-310	320.23	Noumea	SPC	SPC FAME CFP - Franck Magron
132	PEUMP-3-0068	31/10/2019	FC2.5.5	Lenovo T480 - LMMA Coordinator	1,630.08	Noumea	SPC	SPC FAME CFP/LMMA - Caroline Vieux
133	PEUMP-3-0069	31/10/2019	FC2.5.5	Docking Station - LMMA Coordinator	220.88	Noumea	SPC	SPC FAME CFP/LMMA - Caroline Vieux
134	PEUMP-3-0070	31/10/2019	FC2.5.5	Lenovo T480 - LMMA Coordinator Assistant	1,630.08	Noumea	SPC	SPC FAME CFP/LMMA - Teri Tuxson
135	PEUMP-3-0071	31/10/2019	FC2.5.5	Docking Station - LMMA Coordinator Assistant	220.88	Noumea	SPC	SPC FAME CFP/LMMA - Teri Tuxson
136	PEUMP-3-0072	29/11/2019	FC2.3.5	SCANNER EPSON DS530	585.53	Noumea	SPC	Marshall Islands Misnistry of Fisheries
137	PEUMP-3-0073	29/11/2019	FC2.3.5	SCANNER EPSON DS530	585.53	Noumea	SPC	Cook Islands Ministry of Fisheries
138	PEUMP-3-0074	29/11/2019	FC2.3.5	SCANNER EPSON DS530	585.53	Noumea	SPC	Samoa Ministry of Agriculture and Fisheries
139	PEUMP-3-0075	29/11/2019	FC2.3.5	KIT SCANNERS A PLAT EPSON	135.95	Noumea	SPC	SPC FAME CFP - Franck Magron
140	PEUMP-3-0076	28/12/2019	FC1.3.2	Lenovo T490 Upgrade Computer + Docking station - George Shedrawi	2,979.96	Noumea	SPC	SPC FAME CFP - George Shedrawi
141	PEUMP-3-0077	24/06/2020	FC1.3.2	Onduleur (Inverter) LEGRAND 800 VA 6 plugs	113.24	Noumea	SPC	SPC FAME CFP - Franck Magron
142	PEUMP-3-0078	24/06/2020	FC1.3.2	Onduleur (Inverter) LEGRAND 800 VA 6 plugs	113.24	Noumea	SPC	SPC FAME CFP - Franck Magron
143	PEUMP-3-0079	30/06/2020	FC1.3.2	LabelWriter 450 Duo	214.48	Noumea	SPC	SPC FAME CFP - Nathalie Demeillier
144	PEUMP-3-0080	30/06/2020	FC1.3.2	Monitor HP EliteDisplay - Social Scientist	202.80	Noumea	SPC	SPC FAME CFP - Social Scientist
145	PEUMP-3-0081	30/06/2020	FC1.3.2	Monitor HP EliteDisplay - Social Scientist	202.80	Noumea	SPC	SPC FAME CFP - Social Scientist
146	PEUMP-3-0082	28/09/2020	FC2.1.5	Samsung Galaxy Tab Active 2 Tablet	397.00	MoF FIJI	SPC	Ministry of Fisheries Fiji - Inshore Fisheries Management
147	PEUMP-3-0083	30/09/2020	FC2.3.5	Samsung Galaxy Tab Active 2 Tablet (reimb. Staff account SupinW)	399.61	SPC NOUMEA	SPC	SPC FAME CFP - Supin Wongbusarakum (Socio-Economist)
148	PEUMP-3-0084	21/10/2020	FC2.3.5	Samsung Galaxy Tab Active 2 Tablet Delivered to MIMRA - Majuro	551.00	MIMRA	SPC	Marshall Islands Marine Resources Authority
149	PEUMP-3-0085	21/10/2020	FC2.1.5	Samsung Galaxy Tab Active 2 Tablet Shipped to MAF Samoa	390.05	Noumea	SPC	Ministry of Agriculture and Fisheries Samoa
150	PEUMP-3-0086	21/10/2020	FC2.1.5	Samsung Galaxy Tab Active 2 Tablet Shipped to MAF Samoa	390.05	Noumea	SPC	Ministry of Agriculture and Fisheries Samoa
151	PEUMP-3-0087	21/10/2020	FC2.1.5	Samsung Galaxy Tab Active 2 Tablet	390.05	Noumea	SPC	SPC FAME CFP - George Shedrawi
152	PEUMP-3-0088	21/10/2020	FC2.1.5	Samsung Galaxy Tab Active 2 Tablet	390.05	Noumea	SPC	SPC FAME CFP - George Shedrawi
153	PEUMP-3-0089	21/10/2020	FC2.1.5	Samsung Galaxy Tab Active 2 Tablet	390.05	Noumea	SPC	SPC FAME CFP - George Shedrawi
154	PEUMP-3-0090	21/10/2020	FC2.1.5	Samsung Galaxy Tab Active 2 Tablet	390.05	Noumea	SPC	SPC FAME CFP - George Shedrawi
155	PEUMP-3-0091	21/10/2020	FC2.1.5	Samsung Galaxy Tab Active 2 Tablet	390.05	Noumea	SPC	SPC FAME CFP - George Shedrawi
156	PEUMP-3-0092	21/10/2020	FC2.1.5	Samsung Galaxy Tab Active 2 Tablet	390.05	Noumea	SPC	SPC FAME CFP - George Shedrawi
157	PEUMP-3-0093	21/10/2020	FC2.1.5	Samsung Galaxy Tab Active 2 Tablet	390.05	Noumea	SPC	SPC FAME CFP - George Shedrawi
158	PEUMP-3-0094	21/10/2020	FC2.3.5	Samsung Galaxy Tab Active 2 Tablet	390.05	Noumea	SPC	SPC FAME CFP - Franck Magron
159	PEUMP-3-0095	21/10/2020	FC2.3.5	Samsung Galaxy Tab Active 2 Tablet	390.05	Noumea	SPC	SPC FAME CFP - Franck Magron
160	PEUMP-3-0096	21/10/2020	FC2.3.5	Samsung Galaxy Tab Active 2 Tablet	390.05	Noumea	SPC	SPC FAME CFP - Franck Magron
161	PEUMP-3-0097	21/10/2020	FC2.3.5	Samsung Galaxy Tab Active 2 Tablet	390.05	Noumea	SPC	SPC FAME CFP - Franck Magron
162	PEUMP-3-0098	21/10/2020	FC2.3.5	Samsung Galaxy Tab Active 2 Tablet	390.05	Noumea	SPC	SPC FAME CFP - Social Scientist-Supin Wongusarakum
163	PEUMP-3-0099	21/10/2020	FC2.3.5	Samsung Galaxy Tab Active 2 Tablet	390.05	Noumea	SPC	SPC FAME CFP - Social Scientist-Supin Wongusarakum
164	PEUMP-3-0100	21/10/2020	FC2.3.5	Samsung Galaxy Tab Active 2 Tablet	390.05	Noumea	SPC	SPC FAME CFP - Social Scientist-Supin Wongusarakum
165	PEUMP-3-0101	21/10/2020	FC2.3.5	Samsung Galaxy Tab Active 2 Tablet	390.05	Noumea	SPC	SPC FAME CFP - Social Scientist-Supin Wongusarakum

Line	Item Tag / Item #	Purchase date	Budget line	Asset Description	Purchase Price	Item location	Purchasing Organisation	Custodian
166	PEUMP-3-0102	21/10/2020	FC2.3.5	Samsung Galaxy Tab Active 2 Tablet	390.05	Noumea	SPC	SPC FAME CFP - Social Scientist-Supin Wongusarakum
167	PEUMP-3-0103	14/10/2020	FC2.3.5	Lenovo P920 - Desktop for Data Management Manager	4,694.78	Noumea	SPC	SPC FAME CFP - Data Management Manager - Franck Magron
168	PEUMP-3-0104	15/12/2020	FC2.1.5	Lenovo P920 - Desktop for Invertebrate Scientist	4,694.78	Noumea	SPC	SPC FAME CFP - Invertebrates Scientist - George Shedrawi
169	PEUMP-3-0105	21/03/2021	FC2.1.5	HP Elite Monitor	202.80	Noumea	SPC	SPC FAME CFP - Invertebrates Scientist - George Shedrawi
170	PEUMP-3-0106	21/03/2021	FC2.1.5	HP Elite Monitor	202.80	Noumea	SPC	SPC FAME CFP - Invertebrates Scientist - George Shedrawi
171	PEUMP-3-0107	21/06/2021	FC2.3.5	Logitech Webcam Pro	150.84	Noumea	SPC	SPC FAME CFP - Data Management Officer - Bernard Vigga
172	FFA PEUMP 1/2/3/4/19	14/02/2019	1.3.2	4 Hp laptops with accessories (mouse, laptop pad, digital pen, docking station)	11,184	Solomon Islands	FFA	Anama?Rajneel/Ferral
173		27/06/2019	1.3.2	1 X Dell Latitude 7490 Intel Core i5 Computers for BIEM project staff members Microbyte	1,397.00	Fiji	SPREP	Rohit Prasad
174		27/06/2019	1.3.2	1 X 23.8IN 16:9 IPS 1920X1080 Monitor Computers for BIEM project staff members Microbyte	150.24	Fiji	SPREP	Rohit Prasad
175		27/06/2019	1.3.2	1 X Dell Multimedia Keyboard KB216 Computers for BIEM project staff members Microbyte	8.10	Fiji	SPREP	Rohit Prasad
176		27/06/2019	1.3.2	1 X Dell Mouse	4.83	Fiji	SPREP	Rohit Prasad
177		27/06/2019	1.3.2	1 X Dell Latitude 7490 Intel Core i5 Computers for BIEM project staff members Microbyte	1,397.00	Fiji	SPREP	Jamie Davies
178		27/06/2019	1.3.2	1 X 23.8IN 16:9 IPS 1920X1080 Monitor Computers for BIEM project staff members Microbyte	150.24	Fiji	SPREP	Jamie Davies
179		27/06/2019	1.3.2	1 X Dell Multimedia Keyboard KB216 Computers for BIEM project staff members Microbyte	8.10	Fiji	SPREP	Jamie Davies
180		27/06/2019	1.3.2	1 X Dell Mouse	4.83	Fiji	SPREP	Jamie Davies
181		16/07/2019	5.1.4	Dell Latitude 5590	1,146.12	Fiji	IUCN	Alisi Rabukawaqa
182		4/10/2019	5.1.4	Toshiba 2TB Hard Drive	81.18	Fiji	IUCN	Alisi Rabukawaqa
183		18/03/2020	5.2.4	GOPRO Hero 8 Water Proof Camera PH230100	515.58	Fiji	SPREP	Jamie Davies
184		18/03/2020	5.2.5	GOPRO Hero 8 Water Proof Camera PH230100	515.58	Vanuatu	SPREP	Kalo Pakoa
185		18/03/2020	5.2.6	GOPRO Hero 8 Water Proof Camera PH230100	515.58	Vanuatu	SPREP	Kalo Pakoa
186		18/03/2020	5.2.7	GOPRO Hero 8 Water Proof Camera PH230100	515.58	Vanuatu	SPREP	Kalo Pakoa
187		3/06/2020	1.3.2	Computer for new TDCO Computer /Mouse for new TDCO Computer for new TDCO	1,027.40	Samoa	SPREP	Unity Roebeck
188		4/06/2020	1.3.2	Hp laptop 15.6" HD Intel 4GB 500GB DVDRW South West Inte	434.37	Vanuatu	SPREP	Kalo Pakoa
189		4/06/2020	1.3.2	Installation Microsoft Office 2016 South West Inte	54.30	Vanuatu	SPREP	Kalo Pakoa
190		4/06/2020	1.3.2	Crucial 4GB Drive for Laptop South West Inte	42.71	Vanuatu	SPREP	Kalo Pakoa
191		4/06/2020	1.3.2	USD Aerocool South West Inte	13.76	Vanuatu	SPREP	Kalo Pakoa
192		4/06/2020	1.3.2	Crucial BX500 South West Inte	70.15	Vanuatu	SPREP	Kalo Pakoa
193		4/06/2020	1.3.2	VAGST South West Inte	92.29	Vanuatu	SPREP	Kalo Pakoa
194		4/06/2020	1.3.2	Installation Microsoft Office 2016 South West Inte	52.13	Vanuatu	SPREP	Kalo Pakoa
195		4/06/2020	1.3.2	Crucial BX500 South West Inte	71.67	Vanuatu	SPREP	Kalo Pakoa
196		4/06/2020	1.3.2	VAGST South West Inte	92.19	Vanuatu	SPREP	Kalo Pakoa
197		25/08/2020	5.1.2	Toshiba 2TB Hard Drive	1,945.03	Solomon Islands	IUCN	Christian Manepolo
					€ 137,703.71			

Annex 2: Detailed Visibility Activities by KRA, Media Tracker and Analytics

DATE	MEDIA	TITLE	URL
08.06.21	Fiji Times	Protect our shark – Fiji was first to propose restriction	https://www.fijitimes.com/25-learn-to-build-and-sail-traditional-craft/
26.01.21	Fiji Times	EU Ambassador justifies investment	https://www.fijitimes.com/eu-ambassador-justifies-investment/
23.01.21	Fiji Times	25 learn to build and sail traditional craft	https://www.fijitimes.com/25-learn-to-build-and-sail-traditional-craft/
22.01.21	Fiji Village	Five women from Beqa Island the first in the Pacific to learn traditional canoe building and sailing	https://www.fijivillage.com/news/5-women-from-Bega-Island-the-first-in-the-Pacific-to-practice-traditional-canoe-building-and-sailing-5f8r4x/
12.01.21	Mongabay	Fisheries need to make gender inclusion a norm not just reach women says Pacific study	https://news.mongabay.com/2021/01/fisheries-need-to-make-gender-inclusion-a-norm-not-just-reach-women-says-pacific-study/
14.12.20	Fiji Times	Ben turns to the sea	https://www.fijitimes.com/ben-turns-to-the-sea/
09.12.20	Fiji Village	Naulivou improves business to help cousins, uncles	https://www.fijivillage.com/news/5-women-from-Bega-Island-the-first-in-the-Pacific-to-practice-traditional-canoe-building-and-sailing-5f8r4x/
27.11.20	SPREP website	Marine Turtle Extinction Risk Assessment To Support Decision Making In Turtle Conservation	https://www.sprep.org/news/marine-turtle-extinction-risk-assessment-to-support-decision-making-in-turtle-conservation?fbclid=IwAR1PottmHfcnsNy5U2Zl6BIJhCG258LqV1mYbSVEhNkCON6zLFe1Y4d7GDY
Nov 20	Fiji Television	11 th Hour Programme	The 11th Hour-Fiji One
23.09.20	Fiji Times	Kiribati resident to help family	https://www.fijitimes.com/kiribati-resident-to-help-family/
23.09.20	Fiji Times	Ratu calls it a day, turns to business	https://www.fijitimes.com/ratu-calls-it-a-day-turns-to-business/
23.09.20	Fiji Times	Workshop broadens meal prep knowledge	https://www.fijitimes.com/workshop-broadens-meal-prep-knowledge/
09.09.20	Fiji Village	Youngest awardee will go back home as a proud businesswoman	https://www.fijivillage.com/news/Youngest-awardee-will-go-back-home-as-a-proud-seafood-businesswoman-rx8f45/

03.07.20	Fiji Sun	Microplastics affection Pacific Peoples health, 'People may be consuming a credit card worth of plastic per week'	https://fijisun.com.fj/2020/07/03/microplastics-affect-pacific-peoples-health-people-may-be-consuming-a-credit-card-worth-of-plastic-per-week/
18.06.20	Loop PNG	Exchange of maritime boundaries data to boost fisheries monitoring, control and surveillance in the region	https://www.looppng.com/business/exchange-maritime-boundaries-data-boost-fisheries-monitoring-control-and-surveillance
17.06.20	Council Pacific Affairs	Improving conservation and sustainable management of coastal and marine biodiversity in Vanuatu	https://www.councilpacificaffairs.org/news-media/improving-conservation-and-sustainable-management-of-coastal-and-marine-biodiversity-in-vanuatu/
16.06.20	SPREP website	Improving conservation and sustainable management of coastal and marine biodiversity in Vanuatu	https://www.sprep.org/news/improving-conservation-and-sustainable-management-of-coastal-and-marine-biodiversity-in-vanuatu

PEUMP SOCIAL MEDIA TRACKER – YEAR 3 (JUNE 2020 – JUNE 2021)

Date	Social Media Platform	Description	URL	Like s	Comme nts	Shar e
16.06. 21	SPC Twitter	Video: Community- Based Fisheries Management	https://bit.ly/2Uyy7W5	6		3
26.03. 21	SPC Twitter	PEUMP PSC Meeting	https://twitter.com/spc_cps/status/1375268279036440577	20		5
24.03. 21	SPC Live Twitter	PEUMP PSC Meeting	https://twitter.com/spc_live/status/1374567928343842824	6		2
24.03. 21	SPC Live Twitter	PEUMP PSC Meeting	https://twitter.com/spc_live/status/1374531592589242371	4		1
26.02. 21	SPC Twitter	Toolkit for Coastal Fisheries Officers in Kiribati	https://twitter.com/spc_cps/status/1365137662680596484	15		4
22.01. 21	SPC Live Twitter	Building environmentally friendly canoes in Beqa	https://twitter.com/spc_live/status/1352506344792748032	23		5

21.01.21	SPC Live Twitter	#DYK - By-catch mitigation toolkit	https://twitter.com/spc_live/status/1352051155342245888	2		
21.01.21	SPC Live Twitter	Launch of By-catch Guidelines and Mitigation Toolkit	https://twitter.com/spc_live/status/1352041102350508032	2		1
21.01.21	SPC Live Twitter	Handover of By-Catch Guidelines and Mitigation Toolkits	https://twitter.com/spc_live/status/1352048193706491905	16		3
19.01.21	SPC Live Twitter	Gender mainstreaming in offshore fisheries workshop	https://twitter.com/spc_live/status/1351382271840800768	13		2
26.11.20	SPC Live Twitter	#16 Days Campaign				
24.11.20	SPREP	BIEM side event: Virtual Exhibition Booth	https://twitter.com/SprepChannel/status/1331060950514823168	13		9
23.11.20	SPREP	Visit BIEM Initiative booth at the #PacificNatureConference	https://twitter.com/SprepChannel/status/1330628791803076608	3		3
14.11.20	SPC Live Twitter	Video: Role of Fisheries Compliance Officer	https://twitter.com/spc_cps/status/1327565187080101888	9		2
21.10.20	SPC Twitter	Month of Ocean Themed Programmes on Fiji TV's Get Set	https://twitter.com/spc_cps/status/1318758501418586114	17		6
28.09.20	SPC Twitter	PEUMP support for first Fiji Maritime Boundaries workshop	https://twitter.com/spc_cps/status/1310335627829948417	12		5
23.09.20	SPC Live Twitter	Refresher workshop for people-centred approach for sustainable fisheries	https://twitter.com/spc_live/status/1308590045289353216	18		5
22.09.20	USP-Institute of Marine Resources	Managing fisheries data through Ikaseva App	https://twitter.com/uspimr/status/1308239554378264577	17		7
04.08.20	SPC Twitter	Blog: How can legislative frameworks address gender and human rights in coastal fisheries and aquaculture?	https://twitter.com/spc_cps/status/1290418726857318401	12		5
21.07.20	SPC Live Twitter	Blog: Integration of Gender & Social Inclusion & Human Rights into PEUMP's work.	https://twitter.com/spc_live/status/1285424050068582400	4		3
17.07.20	SPC Live Twitter	Workshop on gender and human rights in coastal fisheries	https://twitter.com/spc_live/status/1283897884274876418	10		8

26.06.20	SPC Live Twitter	Students graduate with a micro-qualification in Managing & Operating a Small Seafood Business	https://twitter.com/spc_live/status/1276356574940807169	13		5
26.06.20	SPC Live Twitter	Micro-qualification in Managing & Operating a Small Seafood Business graduation	https://twitter.com/spc_live/status/1276358745908371457	10		4
25.06.20	SPC Twitter	Partnership to strengthen fisheries enforcement to reduce the impact of IUU fishing	https://twitter.com/spc_cps/status/1275994696980951040	72		30
16.06.20	SPC Twitter	Exchange of maritime boundaries data agreement	https://twitter.com/spc_cps/status/1272740123612811264	44		18
18.06.21	Conservation and Environment Protection Authority Facebook	PNG Crocodile legislation amendment and consultations PNG CEPA social media post	https://m.facebook.com/CEPApng/photos/a.110847401178846/122864896643763/	23		3
16.06.21	SPC Facebook	Video: What is community-based fisheries management?	https://www.facebook.com/spc.int/posts/4276344215790511	28		4
11.06.21	SPC Facebook	Voices and Views article featuring PEUMP's work in the region	https://www.facebook.com/spc.int/posts/4263647403726859	32		1
09.06.21	SPREP Facebook	SPREP World Oceans Day Information/Promotional posts	https://www.facebook.com/SPREP.PEIN/photos/a.180356718676305/4667321399979792	13		
26.03.21	SPC Facebook	PEUMP PSC Meeting	https://www.facebook.com/spc.int/posts/4037694669655468	41		7
10.03.21	SPC Facebook	World Ocean Day- 'The Ocean: Celebrating Life and Livelihoods.' Applying gender and social inclusion lens key to ensuring benefits from marine resources are equitably shared across diverse groups.	https://www.facebook.com/spc.int/photos/a.258067184284921/4260676614023938	45	1	2
07.03.21	SPC Facebook	Video: Practicality of Second Edition of the Pacific Handbook for	https://www.facebook.com/spc.int/posts/3987648284660107	53	1	10

		gender equity and social inclusion in coastal fisheries and aquaculture				
06.03.21	SPC Facebook	Video: Acting Director Ministry of Fisheries Fiji, highlights importance of Second Edition of the Pacific Handbook for gender equity and social inclusion in coastal fisheries and aquaculture	https://www.facebook.com/spc.int/posts/3984564748301794	29		9
04.02.21	SPC Facebook	SPC organised workshops in three Pacific sub-regions in response to 12th Heads of Fisheries meeting	https://www.facebook.com/spc.int/posts/3901924809899122	99	1	10
26.11.20	SPREP Facebook	BIEM side event "Assessing the Risk of Turtle Extinction in the Pacific to Inform Regional Conservation Approaches"	https://www.facebook.com/SPREP.PEIN/posts/4122318951146709	11		
26.11.20	SPC Facebook	Video: Fisher's Tales: Sea Cucumbers	https://www.facebook.com/spc.int/posts/3723379114420360	564	11	282
12.11.20	IUCN Oceania	Solomon Islands second round of consultations on the draft MSP maps	https://www.facebook.com/iucn.oceania/posts/3510232605726978	17		3
12.11.20	SPC Facebook	Video: Fisher's Tales: Parrot Fish	https://www.facebook.com/spc.int/posts/3679298335495105	1,000	26	416
08.11.20	SPC Facebook	Video: Did you ever wonder what Fisheries Compliance Officer's role is?	https://www.facebook.com/spc.int/posts/3676911682400437	40		9
05.11.20	SPC Facebook	Video: Fisher's Tales: Giant Clams	https://www.facebook.com/spc.int/posts/3665744200183852	58	1	27
Oct – Nov 20	GET SET – Fiji TV Facebook	Fiji TV Get Set Fiji Kids Ocean Month Program	https://fb.watch/3Ox12TxXE2/ https://fb.watch/3Ox3LVOe9V/ https://fb.watch/3Ox4VB1TyF/ https://fb.watch/3Ox5Rh-eXB/ https://fb.watch/3Ox6ZrxUP5/ https://fb.watch/3Ox7UTEKgv/ https://fb.watch/3Ox8U7RefK/ https://fb.watch/3Ox9Vger35/ https://fb.watch/3OxaSpnpTI/ https://fb.watch/3OxbUrp3Do/ https://fb.watch/3Oxd7ZrSkT/ https://fb.watch/3Oxfe7ZQK_/ https://fb.watch/3Oxgi77vEG/ https://fb.watch/3OxhoJEi8d/			

29.10. 20	SPC Facebook	Video: Fisher's Tales: Mulletts	https://www.facebook.com/spc.int/posts/3646773862080886	455	2	93
22.10. 20	SPC Facebook	Video: Fisher's Tales: Grouper	https://www.facebook.com/spc.int/posts/3627777270647212	853	10	226
21.10. 20	SPC Facebook	IUCN partner with Fiji TV's Get Set show for month of ocean themed programmes	https://www.facebook.com/spc.int/posts/3625372494221023	66		9
06.07. 20	SPC Facebook	Breakfast at Fiji One interview with PEUMP scholarship recipient	https://www.facebook.com/spc.int/posts/3309267852498157	26	1	2
25.06. 20	SPC Facebook	Video: SPC and FFA work to strengthen fisheries enforcement and reduce impact of IUU	https://www.facebook.com/spc.int/posts/3280399532051656	102	1	45

Annex 3: M&E Logframe Indicator Progress (including KRA 6)

Note: The progress outlined in the “Actual” column for 2021 (year 3) is briefly summarised. A detailed description can be found in the Main Accomplishment chapter of this report.

Overall objective: To improve the economic, social and environmental benefits for PACPs arising from stronger regional economic integration and the sustainable management of natural resources and the environment.						
(OO1.1) Real GDP growth	Baseline	Target	Year	Actual		Sources and means of verification
	(OO1.1) By 2018, a reported 0.9% growth rate of GDP	(OO1.1) By 2023, the real GDP growth to be around >4%	2019	3.7%		ADB Pacific Economic Monitor July 2020, Dec 2019
			2020	-4.3% The Pacific subregion’s 3.7% growth in 2019 is projected to be reversed to a 4.3% contraction in 2020 as travel restrictions severely impact several tourism dependent economies		ADB Pacific Economic Monitor July 2020
			2021	-0.6%		ADB Outlook 2021
(OO1.2) PACP countries with improved sustainable fisheries management	Baseline	Target	Year	Actual		Sources and means of verification
	(OO1.2) By 2015, 8 countries adopted improved sustainable fisheries management measures based on scientific advice provided through SciCOFish programme	OO1.2) By 2023, 15 countries have adopted improved fisheries management measures based on scientific advice provided through the PEUMP programme	2019	This is a new indicator in the revised logframe 2020		
			2020	9 PACP countries have adopted improved fisheries management measures based on scientific advice provided through the PEUMP programme - Tonga: Sea cucumber management measures outlined in the management plan has been applied while the fishery is reopened from 1 July 2020 – 30 Sept 2020. Parties to Nauru Agreement (FSM, Kiribati, RMI, Nauru, Palau, PNG, Solomons, Tuvalu) meeting summary records referencing analyses of effort creep conducted by SPC.		Tonga 2020- 2025 sea cucumber management plan. PNA meeting documents: 22nd annual meeting and summary record PA 22
			2021	6 PACP countries received scientific management advice for improved sustainable fisheries management		
(OO1.3) Progress towards achieving relevant Post 2020 Global Biodiversity Framework Goals and Targets ¹⁰	<i>By 2018, the following baselines existed:</i>	<i>By 2023, the following targets will be achieved with support of the PEUMP programme</i>				
- (OO1.3.1). Proportion of sea area under spatial planning regimes	Baseline	Target	Year	Actual		Sources and means of verification
	OO1.3.1) No marine spatial planning regime for sea areas in both Fiji and Solomon Islands.	(OO1.3.1) Marine Spatial Planning regime established for sea areas in Fiji and Solomon Islands.	2019	Endorsement by Cabinet of the Solomon Island National Ocean Policy. This has enabled the initiation of a national consultation on the process of marine spatial plan with all interested stakeholders.		PEUMP Annual report year 1
			2020	Solomon Islands: Consultations completed in 9 Provinces regarding Ocean Planning. This will identify priorities and areas for MPA both inshore and offshore and the development of a draft marine spatial plan. The consultations engaged 925 community members and stakeholders. A draft MSP map has been developed. Fiji: Cabinet Decision mandated Ministry of Fisheries to lead the process fulfilling its commitment to designate marine protected areas (MPAs) across 30% of its ocean spaces. Meetings have been held with government to discuss next steps in MPA process. Draft MPA map for Fiji has been drafted. Fiji’s draft National Oceans Policy is been developed.		PEUMP Annual report year 2
			2021	Solomon Islands: National workshop in Sept 2020 where Government and civil society experts (21 female; 38 male) reviewed and refined the zero-draft map. Second round of consultations of the marine spatial plan took place in 9 provinces (including Honiara consultations). A total of 581 community members (443 male; 138 female), and 199 Government officials (74 male; 45 female) attended the consultations. In November 2020, the Ocean 12 Technical committee approved the TOR for development of MSP compliance framework. The consultant has started work in May in partnership with the Solomon Island Government. Fiji: IUCN presented draft map to Marine Protected Areas Technical Committee in July 2020 and it was endorsed. It was then presented to National Environment Council in October 2020. The NEC endorsed the approached and Fiji Government led first round of public consultations in October 2020 supported by IUCN, WCS and CI. A total of 229 people participated in the consultations [Northern Division – 69M:21F]; [Western Division – 76M:19F]; [Central Division – 75M:56F]. The zero draft map has been updated to reflect the feedback from the consultations. Fiji National Ocean Policy 2020-2030 launched in February 2021. IUCN supported by organising two episodes of ‘Close Up’ on Fiji TV in March 2021.		PEUMP Annual report year 3

¹⁰ The following (OO1.3.1 – OO1.3.4) are indicators under the Post 2020 Global Biodiversity Framework that are relevant to the PEUMP work through KRA 5. The baseline and target figures are specific to KRA 5.

- (OO1.3.2).Change (number of marine protected areas and their management) in protected areas and other area based conservation measures	Baseline	Target	Year	Actual	Sources and means of verification
	(OO1.3.2) Number of protected areas in Fiji and Vanuatu:Fiji:138; Vanuatu: 21 (source = Atlas of Marine Protection)	OO1.3.2) 4 new marine protected areas in Vanuatu; 1 new marine protected area in Fiji	2019	Four meetings held with government representatives in Vanuatu and Fiji to introduce KRA 5.	PEUMP Annual report year 1
			2020	Fiji: Submission of a gap analysis and options report in Q3 highlighting opportunities and threats in potential coastal areas where existing ridge to reef initiatives are not being implemented. Agreement in Q4 that the focal area for ridge to reef activities, including the designation of a new MPA, will be Momi Bay and the South Mamanuca Islands, Western Province on the island of Vita Levu. This includes an extensive marine area that includes mangroves, seagrass and coral reef ecosystems that will benefit from the designation of at least one MPA. Vanuatu: Shortlisting of potential ridge to reef sites. The sites are on the islands of Malekula and Pentecost. Site visits and community consultations in the 4 sites conducted during Q2.	PEUMP Annual report year 2
			2021	Fiji: the LoA has not been approved by the Secretary General's Office or MoE for signature by the end of year 3. Vanuatu: Having secured consent from the traditional leaders, the team conducted questionnaire surveys to inform the situational analysis and community mapping in the three sites.	
- (OO1.3.3).Use of nature based solutions to restore degraded ecosystems	Baseline	Target	Year	Actual	Sources and means of verification
	(OO1.3.3) No nature based solutions implemented by PEUMP in the 5 sites within Fiji and Vanuatu	(OO1.3.3) The 5 sites show evidence of using nature based solutions to restore degraded ecosystems	2019	Four meetings held with government representatives in Vanuatu and Fiji to introduce KRA 5.	PEUMP Annual report year 1
			2020	Fiji: BIEM Inception meeting in July 2019 was conducted. The Agreement with the Department of the Environment in Q2 on the criteria for site selection of the coastal area where the MPA will be designated. Submission of a gap analysis and options report in Q3 highlighting opportunities and threats in potential coastal areas where existing ridge to reef initiatives are not being implemented. Agreement in Q4 that the focal area for ridge to reef activities, including the designation of a new MPA, will be Momi Bay and the South Mamanuca Islands, Western Province on the island of Vita Levu. This includes an extensive marine area that includes mangroves, seagrass and coral reef ecosystems that will benefit from the designation of at least one MPA. Vanuatu: Shortlisting of potential ridge to reef sites. The sites are on the islands of Malekula and Pentecost. Site visits and community consultations in the 4 sites conducted during Q2. Confirmation by community leaders in 2 sites that they are committed to implementing ridge to reef conservation initiatives, including MPAs.Confirmation by community leaders in the 2 other sites that they are interested in implementing ridge to reef conservation initiatives, including MPAs in Q2, but need to consult more widely before confirming.	PEUMP Annual report year 2
			2021	Fiji: Same detail as indicator OO1.3.2 Vanuatu: Same detail as indicator OO1.3.2	
- (OO1.3.4).Countries with regulations in place to address illegal/ or unsustainable harvesting of Annex II CITES species	Baseline	Target	Year	Actual	Sources and means of verification
	(OO1.3.4) 0 Non detriment findings (NDF) for sea cucumber and 2019 Annex II listed shark species. Varied numbers of NDFs for giant clams and live coral depending on Country	OO1.3.4) 5 New NDFs using latest available evidence for sea cucumber, shark species, giant clams, live coral for Fiji, SI, Tonga, Vanuatu or PNG	2019	Dialogues with CITES/TRAFFIC for advise on a stragety. Designing of an NDF regional workshop.	PEUMP Annual report year 1
			2020	CITES management and scientific authorities from New Caledonia, Solomon Islands, Fiji, Samoa, Vanuatu, Tonga and PNG will be supported by and working with the consultant Glenn Sant from TRAFFIC to establish better understanding of NDF development and CITES processes in general. Glenn Sant, SPREP and SPC representatives are holding discussions to determine the specific needs of each country and to provide one on one tailored workshops for NDF development, via Zoom, beginning in July 2020 and prior to the 28 August deadline for when countries must be prepared under CITES to recommence export of listed species of teatfish.	PEUMP Annual report year 2

			2021	<p>Regional activity:</p> <p>SPREP initiated a regional approach to support countries respond to the Appendix II listing of two species of sea cucumber that was adopted by the CITES CoP in August 2019. The new listing required Non Detriment Findings (NDFs) and other legal documentation to be in place by the 28 August 2020 to enable international export of the whole or parts of listed sea cucumber species, known as ‘beche-de-mer’, in its dried form.</p> <p>In response to the listing, management authorities from Fiji, PNG, Solomon Islands, Vanuatu and Tonga requested support in Year 2 to inform their management and development of NDFs for listed sea cucumber species.</p> <p>SPREP contracted TRAFFIC (a non-governmental organisation working globally on trade in wild animals and plants) in May 2020 to lead this work. Following an initial scoping exercise to determine the specific needs of each country TRAFFIC collaborated with SPREP and SPC representatives to provide tailored virtual workshops for each country to support NDF development in quarter 1 of Year 3 to satisfy the 28 August 2020 deadline.</p> <p>Planning discussions are underway with countries for second round of tailored virtual national workshops to provide further support in relation to sea cucumbers (as required) and NDFs for other CITES priority species in quarters 1 and 2, Year 3.</p> <p>Delivering additional National CITES priorities have progressed for Fiji, Papua New Guinea, Solomon Islands, Tonga and Vanuatu. For more details on the work progress in these countries, please refer to Main Accomplishment chapter under heading 3.6.6.</p>		
(001.4) Growth of employment of Pacific Islanders in the fisheries sector	Baseline	Target	Year	Actual		Sources and means of verification
	(001.4) By 2016, there were 24,662 jobs (15,885 held by men; 8,777 held by women) in the tuna fisheries	(001.4) By 2024, 18,000 new jobs will be created in the tuna industry within 10 years (2014-2024 Regional Roadmap for Sustainable Pacific Fisheries)	2019			
			2020	The target for Roadmap of 18,000 new jobs will not be achieved. More info in main accomplishments section of this report		
			2021	The Roadmap anticipated an increase of 18,000 jobs over ten years with the Taskforce subsequently setting a goal of an increase of 9,000 over 5 years. In the 4 years to 2019 employment increased by around 4,800 primarily driven by an increase of around 4,600 jobs across the processing and harvest sectors. Given this recent rate of increase and the impact of COVID-19 on the processing sector servicing the fresh tuna market it appears unlikely that the Roadmap goal of an increase in employment of 18,000 over 10 years or the Taskforce target of an increase of 9,000 over 5 years will be achieved.		Tuna Fisheries Report Card 2020
Specific objective: To support improved sustainable management and development of fisheries for food security and economic growth, while addressing climate change resilience and conservation of marine biodiversity						
(SO1.1) Status of tuna species in PACP controlled waters are	Baseline	Target	Year	Actual		Sources and means of verification
			2019			

exploited within regionally agreed reference points	(SO1.1.1) 4 main tuna species (Bigeye, skipjack, yellowfin and South Pacific albacore) are above their limit reference points with high probability (SO1.1.2)TRP agreed for Skipjack (Dec 2015) and South Pacific Albacore (Dec 2018)	(SO1.1.1) Maintained the 4 main tuna species (Bigeye, skipjack, yellowfin and South Pacific albacore) above limit reference points with progress towards target reference points on average (SO1.1.2) Progress has been made (from the 2018 baseline) towards Target Reference Points been agreed for all 4 main species	2020	All four tuna stocks classed as not overfished and not subject to overfishing (https://oceanfish.spc.int/en/ofpsection/sam/508-tuna-fisheries-assessment-report-no-19) SP Albacore below the adopted TRP, and discussions on approach to recover the stock to that level ongoing. 2019 skipjack assessment indicates stock is below the TRP, but the result is influenced by new biological information, and discussions on the TRP level are ongoing. Discussion of BET and YFT TRPs also ongoing at WCPFC16.	The Western and Central Pacific Tuna Fishery: 2018 Overview and Status of Stocks (https://spccfpstore1.blob.core.windows.net/digitallibrary-docs/files/46/46ec695f299d991553ed280e60153e28.pdf?sv=2015-12-11&sr=b&sig=I%2F6RsJtk0zJ6HDz%2FmBPYZTKi92rpBbXMXJ%2Fvo2iQgl%3D&se=2021-02-23T04%3A14%3A01Z&sp=r&rsc=public%2C%20max-age%3D864000%2C%20max-stale%3D86400&rsct=application%2Fpdf&rscd=inline%3B%20filename%3D%22Brouwer_19_western_central_Pacific_tuna_fishery_stock_overview_2018.pdf%22)
			2021	All four tuna stocks (bigeye, skipjack, yellowfin and South Pacific albacore) are classed as not overfished and not subject to overfishing. The Tuna fisheries assessment report^[1] provides the current information on the tuna fisheries of the western and central Pacific and the fish stocks (mainly tuna) that are impacted by them. Discussions on the TRP values for both skipjack and South Pacific albacore are ongoing, based upon new information from the latest stock assessments. In turn, for South Pacific albacore discussions are ongoing on how to recover the stock to levels that will achieve the fishery profitability desired under that TRP. Discussion of TRP's for all four stocks will occur at the Western and Central Pacific Fisheries Commission (WCPFC) 18th Regular session (https://meetings.wcpfc.int/meetings/wcpfc18)	Tuna fisheries assessment report
(SO1.2) Countries accessing the EU market with fish exports	Baseline	Target	Year	Actual	Sources and means of verification
	(SO1.2) By 2018, 4 countries (Fiji, PNG, Kiribati, Solomon Islands) have access to the EU market with fish exports	(SO1.2) By 2023, 6 countries (FSM, RMI, Fiji, PNG, Kiribati, Solomon Islands) have access to the EU market with fish exports	2019	4 countries (Fiji, PNG, Kiribati, Solomon Islands)	PEUMP Annual report year 1
			2020	4 (Fiji, PNG, Kiribati, Solomon Islands) countries have access to EU markets for fish and fisheries product exports. Progressing work in FSM to facilitate certification to access EU markets for fish and fisheries product exports.	PEUMP Annual report year 2
			2021	4 (Fiji, PNG, Kiribati, Solomon Islands) countries have access to EU markets for fish and fisheries product exports. Technical assistance to FSM and RMI Competent Authorities to maintain their progress towards meeting sanitary market access requirements despite borders remaining shut.	
(SO1.3) Country decision makers/stakeholders receive management	Baseline	Target	Year	Actual	Sources and means of verification
			2019	This is a new indicator in the revised logframe 2020	

[1] The Tuna fisheries assessment report can be viewed and downloaded from the link: <https://oceanfish.spc.int/en/ofpsection/sam/508-tuna-fisheries-assessment-report-no-19>

recommendations/information on sustainable use of coastal fishery provided through the programme	(SO1.3) By 2018 no countries received recommendations/information through the PEUMP programme	(SO1.3) By 2023, 10 countries have received management recommendations/information through the PEUMP programme	2020	6 PACP countries (Tonga, Samoa, Kiribati, Cook Islands, Niue, Fiji) have received management recommendations/information through the PEUMP programme	PEUMP Annual report year 2
			2021	6 PACP countries (Tonga, Vanuatu, Samoa, Fiji, Solomon Islands, Kiribati) have received management recommendations through the PEUMP programme	
(SO1.4) Improved management capacity for coastal fisheries resources management through empowered and supported stakeholders ¹¹	Baseline	Target	Year	Actual	Sources and means of verification
	(SO1.4) By 2018, no support was given through the PEUMP programme	(SO1.4) By 2023, at the scale of one province/division in each Melanesian country, at least 80% of coastal communities and other stakeholders have improved management capacity ¹²	2019	This is a new indicator in the revised logframe 2020	
			2020	Too soon to report progress. Contracts for the in-country partners in the Melanesian countries (PNG, Solomon Islands, Vanuatu, Fiji) were in the final stages of signing at the end of Year 2. In-country activities are planned to start in August 2020.	
(SO1.5) Amount of fresh fish consumed per capita per year	Baseline	Target	Year	Actual	Sources and means of verification
	(SO1.5) 37kg	(SO1.5) By 2023, average of 35kg ¹³ of fresh fish consumed per capita	2019	42kg	Coastal Fisheries Report Card 2019
			2020	37kg	Coastal Fisheries Card 2020
			2021	58 kg	<u>Coastal Fisheries Report Card 2021</u> (https://fame1.spc.int/en/publications/roadmap-a-report-cards)
(SO1.6) Number of women who have access to higher roles and responsibilities in marine/fisheries sector as a result of TVET/CPD training courses	Baseline	Target	Year	Actual	Sources and means of verification
	(SO1.6) By 2018, the average number of women per country is 5 ¹⁴	(SO1.6) By 2023, at least 20 more women across PACP countries will have access to higher roles and responsibility as a result of the programme intervention	2019	Too early to collect data. The data is collected 6 months+ after the actual training ended.	USP Year 1 Annual Progress Report
			2020	5 women have access to higher roles and responsibilities in marine/fisheries sector as a result of TVET/CPD training 10 men have access to higher roles and responsibilities in marine/fisheries sector as a result of TVET/CPD training	USP Year 2 Annual Progress Report/Tracer Survey results
			2021	2 women (1-Timor Leste, 1-Solomons) have access to higher roles and responsibilities in marine/fisheries sector as a result of TVET/CPD training 6 men (1-RMI, Tuvalu-1, Fiji-2, Samoa-1, PNG-1) have access to higher roles and responsibilities in marine/fisheries sector as a result of TVET/CPD training	
(SO1.7) Proportion of trained people ¹⁵ have improved skills	Baseline	Target	Year	Actual	Sources and means of verification
			2019	Too early to collect data. The data is collected 6 months+ after the actual training ended.	

¹¹ Stakeholders refer to mainly government and communities

¹² Improved management capacity and support is evident by a) use of management oriented information; b) receive appropriate support from Government through information, advisory, planning or livelihood support; c) given the opportunity to participate in sharing and representation activities.

¹³ The average per capita fish consumption recommended for good nutrition is ~35 kg per year for populations in the Pacific Region.

¹⁴ Baseline determined from the average no. of women per country in the positions at “Senior Fisheries Officer” levels and up in Government Depts. of Fisheries. Programme is targeting at least 20 more women across PACP’s will to have access to higher roles & responsibilities from the project intervention.

¹⁵ Total number of people trained from all KRA trainings. Impact evaluation through survey and interview is conducted 6 months after completion of each training to evaluate whether the programme trainings have improved the participants’ skill/knowledge set and its use.

and knowledge (disaggregated by gender and country)	(SO1.7) By 2018, 0% at the beginning of the PEUMP programme	SO1.7) By 2023, at least 10% or more of total number of people trained have improved skills and knowledge as a result of undertaking a training under the programme	2020	Impact evaluation survey questions was developed and distributed to trainees staring in April. This survey questions was shared with USP so they can use for their tracer survey. A survey monkey account was purchased to distribute the survey questions. Surveys are distributed to trainees who participated in trainings during 2019. Responses from surveys that were received (84 sent out; 45 received) showed all 45 respondents agreed that the training they participated in has improved their skills and knowledge in that topic area. The impact highlight stories in the Main Accomplishments section of this report showcases some of the participants who have agreed for us to share their feedback.		PEUMP directory of trainees; training reports
			2021	Tracer survey results outlined in detail in USP Annual report for year 3. Results of impacts for trainings will be further evaluated during year 4.		
(SO1.8) Decision makers, research community and target groups in the region have access to information (scientific research, PEUMP reports, documents, information videos and stories) through the PEUMP programme website ¹⁶	Baseline	Target	Year	Actual		Sources and means of verification
	(SO1.8) By 2018, there was no access to PEUMP information	(SO1.8) By 2023, access to information occurs via website through number of hits	2019	This is a new indicator in the revised logframe 2020		
			2020	SPC Facebook post: 2020 World Ocean Day reached 117,318 people SPC Facebook video on partnership between SPC and FFA to to strengthen fisheries enforcement by provision of data reached over 300 people Twitter: 8 posts that were retweeted 64 times with comments and 133 likes Facebook: 11 posts with 1,373 likes and comments and shared 436 times The PEUMP website will be operational in late 2020 and will be used to track to indicator.		Analytics PEUMP website Facebook and Twitter SPC Online visibility data
			2021	Website launched in September 2021. From Sept 2020 to 30 June 2021 there has been over 1,500 visitors, 61% of which were between the ages of 18 and 34 years old, 46% were female and 54% were male. A total of 8,109 page views. More details in the impact highlight story within the main accomplishment chapter of this report.		
	Outputs: (1) High quality scientific and management advice for oceanic fisheries provided and utilised at regional and national level					
(O1.1) Uncertainty in stock assessments considered by WCPFC scientific committee and incorporated into recommendations (enhanced by PEUMP outputs)	Baseline	Target	Year	Actual		Sources and means of verification
	(O1.1) By 2018, all assessments accepted to date	(O1.1) By 2023, all assessments are accepted	2019	3		
			2020	SKJ assessment accepted by WCPFC SC in 2019. Evaluations of effort creep and CPUE inputs into assessments under PEUMP therefore adopted.		Outcome reports for the 15 th WCPFC https://www.wcpfc.int/meetings/sc15
(O1.2) Number of people ¹⁷ trained (disaggregated by gender and country)	Baseline	Target	Year	Actual		Sources and means of verification
	(O1.2) By 2018, 0 people have been trained under the programme	(O1.2) At least 3 people have completed an PIFP attachment (disaggregated by gender and country)	2019	1 (male)		
			2020	2 (both males) were offered and took up the PIFP positions with Oceanic Fisheries Programme within FAME SPC. The Impact Highlights 4 and 5 showcases the 2 PIFP staff, Mr. Wichman and Mr. Phillip.		PEUMP Annual report year 2
			2021	The 2 (both males) PIFP's reported in year 2 annual report, successfully completed the 1-year PIFP attachment programme and returned to their countries.		
	Outputs: (2) Inclusive economic benefits from sustainable tuna fishing increased through supporting competent authorities and strengthening private sector capacities to create decent employment					
(O2.1) Number of PACP countries supported by the intervention to update National Development Plans or Policies related to sustainable fishing	Baseline	Target	Year	Actual		Sources and means of verification
	(O2.1) By 2018, 14 PACP countries have outdated National Fisheries Development Plans or Policies	(O2.1) By 2023, 3 PACP countries (Solomon Islands, Kiribati, Samoa) have been supported to update their National Fisheries Development Plans or Policies	2019	No countries yet had updated Plans or Policies.		PEUMP Year 1 annual report
			2020	This work is ongoing. Consultations have been held with a number of FFA member country representatives to identify those countries who see updating of their IUU-NPOA as a priority activity. Two countries who have expressed the need for such an assistance are Nauru and Tuvalu. A third country Solomon Islands have done their own review but requests a light review from FFA.		PEUMP Year 2 annual report
			2021	2 PACP countries (Solomon Islands; Samoa) received assistance with development of FAD Management Plan and Fisheries Policy		PEUMP Year 3 annual report

¹⁶ May include partner organisation websites

¹⁷ Training includes the Pacific Island Fisheries Professional (PIFP) and short term attachment trainings

(O2.2) Number of people trained from SME and fishing sector (disaggregated by gender and country)	Baseline	Target	Year	Actual		Sources and means of verification
	(O2.2) By 2018, 0 people have been trained through the programme	(O2.2) By 2023, 45 people from SME and the fishing sector will be trained	2019	16 people (9 female; 7 male) were trained		PEUMP Year 1 annual report
			2020	34 people (17 female; 17 male) were trained from 3 countries (Vanuatu, Fiji, Solomon Islands)		PEUMP directory of trainees; training reports
			2021	Trainings was on hold as it was impacted by COVID travel restrictions.		
(O2.3) Number of PACP countries supported to meet sanitary market access requirements	Baseline	Target	Year	Actual	N o t e s	Sources and means of verification
	(O2.3) By 2018, 4 countries (Fiji, PNG, Kiribati, Solomon Islands) have met sanitary market access requirement	(O2.3) By 2023, 8 countries (FSM, RMI, Fiji, PNG, Kiribati, Solomon Islands, Vanuatu, Tonga) have been supported to meet sanitary market access requirements	2019	4 countries (Fiji, PNG, Kiribati, Solomon Islands) have met sanitary market access requirements		PEUMP Year 1 annual report
			2020	Support was provided to 4 PACP countries - FSM, Fiji, Solomon Islands and Vanuatu. Details on this is outlined in this report under Chapter 2: Main Accomplishments		PEUMP directory of trainees; training reports
			2021	2 countries (FSM & RMI) Competent Authorities are provided with technical support towards meeting sanitary market access & EU market access certification		PEUMP Year 3 annual report
(O2.4) Number of PACP countries supported to comply with WCPFC Conservation Management Measures (CMMs)	Baseline	Target	Year	Actual	N o t e s	Sources and means of verification
	(O2.4) By 2018, 0 countries were supported under the programme to comply with WCPFC CMMs	(O2.4) By 2023, 5 countries (Samoa, Cook Islands, PNG, FSM, Tuvalu) have been supported to comply with WCPFC CMMs	2019			
			2020	2 PACP countries (Cook Islands and PNG) were supported. Details on this is outlined in this report under Chapter 2: Main Accomplishments		PEUMP Year 2 annual report
			2021	Progress was on hold as it was impacted by COVID travel restrictions.		PEUMP Year 3 annual report
(O2.5) Number of endorsed requests from countries supported by the intervention for fishing industry support	Baseline	Target	Year	Actual		Sources and means of verification
	(O2.5) By 2018, 0 requests endorsed for support through the programme	(O2.5) By 2023, 10 requests from countries are supported through the programme	2019			
			2020	A total of four (4) requests from FSM, PNG, Tuvalu and Fiji were endorsed and supported during year 2. Details on this is outlined in this report under Chapter 2: Main Accomplishments		PEUMP Year 2 annual report
			2021	2 requests (Fiji, PNG) for Fiji FIA Bigeye tuna MSC Scope extension assessment and training participation for 6 personnel from PNG to participate in a Social Accountability Standards course in March 2021.		PEUMP Year 3 annual report
Outputs: (3) Sustainable management of fisheries resources and ecosystems improved through better quality scientific information, legal advice, support, mentoring, enforcement and empowerment of coastal communities						
(O3.1) Number of PACP countries with science-based monitoring of coastal resources	Baseline	Target	Year	Actual		Sources and means of verification
	(O3.1) By 2017, 5 countries (Niue, Kiribati, FSM, Tonga, RMI) had science based monitoring of coastal resources	(O3.1) By 2023, 10 countries will have science based monitoring of coastal resources	2019	4 PACP countries (FSM, Kiribati, Samoa, Tonga)		PEUMP Year 1 annual report
			2020	6 PACP countries. Details on this is outlined in this report under Chapter 2: Main Accomplishments		PEUMP Year 2 annual report
			2021	6 PACP countries (Tonga, Fiji, Vanuatu, Solomon Islands, Samoa, Kiribati). Details outlined in main accomplishment chapter of this report.		PEUMP Year 3 annual report
(O3.2) Number of PACP countries receiving adequate information for stakeholders	Baseline	Target	Year	Actual		Sources and means of verification
		(O3.2) By 2023, at least 4 Melanesian	2019	2 countries received information materials (Fiji – in partnership with an MFAT project; Solomons reprint of CEA FM materials)		PEUMP Year 1 annual report

	(O3.2) By 2018, 0 countries provided with information under the programme	countries and 7 non Melanesian countries ¹⁸ by end of the programme	2020	9 PACP countries receive information for stakeholders. Details on this is outlined in this report under Chapter 2: Main Accomplishments	PEUMP Year 2 annual report
			2021	Information and outreach in Tonga, FSM, Kiribati, Tuvalu, Nauru, Niue, RMI and regionally	
(O3.3) Number of PACP countries with gender in fisheries analysis and value chain assessments	Baseline	Target	Year	Actual	Sources and means of verification
	(O3.3) By 2018, 4 countries had adequate baseline information of gender in fisheries or Assessments of Gender in Fisheries	(O3.3) At least 5 Value fisheries chain and 5 Gender and fisheries assessment reports completed and interventions from recommendations implemented	2019	Draft FSM assessment report prepared	
			2020	Cook Islands: Gender in coastal fisheries assessment draft report sent to Ministry of Marine Resources in March 2020 for comment Fiji: Oyster value chain FSM: Gender assessment and report completed Solomon Islands: Gender assessment (Note: completed under the MFAT Effective Coastal Fisheries Management project. Tonga: initiation of social economic survey	PEUMP Year 2 annual report SPC website; FAME newsletters
			2021	Tonga – socio-economic survey of impact of Special Management Areas (SMA) Kiribati - integrated monitoring protocols with possible socio-economic monitoring objectives Cook Islands – support to develop socio-economic tools to explore feasibility of developing a recreational bonefish fishery in Penrhyn 2 nd edition of the Handbook (regional level) developed and launched to be used regionally as a practical tool	
(O3.4) Number of provinces with active community networks supporting connectivity and representation	Baseline	Target	Year	Actual	Sources and means of verification
	(O3.4) By 2018, no community networks were established under the programme	(O3.4) By 2023, at least one provincial community network created and/or supported per MSG country	2019	This is a new indicator in the revised logframe 2020	
			2020	Delays in RFP process to select and contract in-country partners to implement activities. By the end of the Year 2 LMMA and SPC selected contractors for Vanuatu, PNG and Solomon Islands. The contracts were signed in July 2020 (start of Year 3). The RFP for Fiji had to be advertised 3 times. By the end of June 2020 the Procurement process had identified a suitable contractor.	PEUMP Year 2 annual report
			2021	All four in-country partners are now implementing activities: Wildlife Conservation Society in PNG (targeting New Ireland Province); WorldFish Center in Solomon Islands (targeting Malaita Province); Conservation International in Fiji (targeting Lau, Ba, Lomaiviti, Cakaudrove, Kadavu, Macuata, and Nadroga-Navosa provinces); and Wan Smolbag in Vanuatu (targeting TAFEA province). CBFM situation analysis reports and CBFM scaling-up strategies (aligned with the regional Framework for Action noted above) were completed for each target area by the in-country lead partners and local partner organisations and communities, and a formal acknowledgement of indicators to be monitored throughout the project. Community networks are being developed, and series of community, district and provincial level meetings, trainings and workshops have been held. cChange was selected as the preferred supplier for information and awareness materials for the Melanesia component	
(O3.5) Number of PACP countries ¹⁹ with national CEAFM strategy developed and implemented	Baseline	Target	Year	Actual	Sources and means of verification
	(O3.5) By 2018, no country had CEAFM strategy developed through the programme	(O3.5) By 2023, at least one strategy developed at the provincial level in 4 MSG countries and implemented for two years. At least 5 national CEAFM/CBFM strategy and/or regulatory framework developed and implemented	2019	This is a new indicator in the revised logframe 2020	
			2020	No national CBFM strategies implemented under the PEUMP Programme in Year2	PEUMP Year 2 annual report
			2021	2 sub-regional workshops and 1 regional workshop for consultations to develop the Pacific Framework for Action on Scaling-up Community Based Fisheries Management	
(O3.6) Number of people trained in coastal monitoring,	Baseline	Target	Year	Actual	Sources and means of verification

¹⁸ At least 4 Melanesian countries and 2 non Melanesian countries have developed and implemented national/sub-national or provincial info strategies. In addition, at least 5 non Melanesian countries will receive information tools and materials.

¹⁹ Including provinces within country

data and information sharing and CEAFM ²⁰ (disaggregated by gender and country)	(O3.6) By 2018, 0 people have been trained through the programme	(O3.6) By 2023, 150 people will be trained through the programme under KRA 3	2019	41 people (27 male; 14 female) were trained		PEUMP Year 1 annual report; PEUMP directory of trainees
			2020	153 (106 male; 47 female) people trained		PEUMP Year 2 annual report; PEUMP directory of trainees
			2021	Total trained for year 3: 173 people (111 female; 62 male) Disaggregated by country: Cook Islands: 2 Males FSM: 6 (3M,3F) Kiribati: 26 (23F; 3M) RMI: 1F Samoa: 10 (8F; 2M) Solomon Islands: 9 (5M; 4F) Tonga: 30 (21F; 9 M) Fiji: 61 (37F; 24M) PNG 4(4M) Vanuatu: 6 (2F; 4M) Nauru: 17 people (8 male; 9 female) Palau 1 (1F)		
Outputs: (4) IUU fishing reduced through enhanced monitoring control and surveillance of both oceanic and coastal fisheries, improved legislation, access to information, and effective marine area management						
(O4.1) Number of PACP countries supported by the intervention to update their National Plan of Actions to address IUU fishing	Baseline	Target	Year	Actual		Sources and means of verification
	(O4.1) By 2018, Kiribati already had an updated IUU-NPOA	(O4.1) By 2023, 3 countries (Tuvalu, Vanuatu, Nauru) will have an updated IUU-NPOA with support of the programme	2019	No countries yet to have NPOA IUU		PEUMP Year 1 annual report
			2020	Consultations have been held with a number of FFA member country representatives to identify those countries who see updating of their IUU-NPOA as a priority activity. Two countries who have expressed the need for such an assistance are Nauru and Tuvalu. A third country Solomon Islands have done their own review but requests a light review from FFA.		PEUMP Year 2 annual report
			2021	Template reviewed and developed in preparation of updated NPOA IUU for Nauru and Tuvalu.		
(O4.2) Number of trials of new technology implemented with the support of the programme to assist national and regional Monitoring Control and Surveillance (MCS) efforts	Baseline	Target	Year	Actual		Sources and means of verification
	(O4.2) By 2018, 0 trials of new technology were implemented through the programme	(O4.2) By 2023, 4 new technology is trialled and implemented with the support of the programme to assist regional MCS efforts	2019	This is a new indicator in the revised logframe 2020		
			2020	2 trials of new technology were implemented during year 2 in Marshall Islands and Niue. Details on this is outlined in this report under Chapter 2: Main Accomplishments		Trial reports; Yr 2 PEUMP annual report; social media posts
			2021	Consultancy contract signed in July 2020 for provision of hi-resolution radar satellite imagery to support FFA regional MCS surveillance exercises. Support the work for deployment of electronic equipment (electronic scales and cameras) to monitor transshipment activities		
(O4.3) Number of acquitted fisheries cases that will be reviewed	Baseline	Target	Year	Actual		Sources and means of verification
	(O4.3) By 2018, 0 cases reviewed through programme	(O4.3) By 2023, 10 cases will be	2019	This is a new indicator in the revised logframe 2020		
			2020	Work on this during year 3		

²⁰ This is not an exhaustive list of capacity building areas. Topic area for trainings will be identified as the PEUMP programme progresses.

		reviewed with the support of the programme	2021	Progress was on hold as it was impacted by COVID travel restrictions.		
(O4.4) Number of shared maritime boundaries agreed by treaty	Baseline	Target	Year	Actual		Sources and means of verification
	(O4.4) By 2018, 35/48 maritime boundaries have been agreed by treaty	(O4.4) By 2023, progress towards the agreement of 4 new maritime boundary treaties	2019	35/48		
			2020	4 draft maritime treaties (Tonga-Samoa; Tonga-Niue; Tonga-US American Samoa; Fiji-Solomon Is. has been agreed between officers and awaiting individual government approvals for signature.		Progress reports
			2021	Fiji – Solomon Islands maritime boundary agreement treaty has been endorsed by Fiji Parliament on the 9 th February 2021. Both Governments agreed to sign the treaty and awaiting signing session that is planned to be done during Pacific Islands Forum meeting in 2022. Other maritime boundary work that has been progressed is detailed in the Main Accomplishment chapter.		
(O4.5) Number of Pacific maritime boundary datasets supported through the programme is provided for fisheries monitoring, control, surveillance(MCS)	Baseline	Target	Year	Actual		Sources and means of verification
	(O4.5) By 2018, no provision of data from SPC for fisheries MCS existed before the PEUMP programme started	(O4.5) By 2023, 3 Datasets will be provided by SPC to FFA for fisheries MCS	2019	This is a new indicator in the revised logframe 2020		
			2020	1 Dataset has been provided by SPC to FFA for fisheries MCS. Details is outlined in this report under Chapter 2: Main Accomplishments		Year 2 annual report; social media post
			2021	2 Datasets have been provided by SPC to FFA for MCS.		
(O4.6) Number of people capacitated to deal with IUU incidents with prosecutions, sanctions and maritime boundary (disaggregated by gender and country)	Baseline	Target	Year	Actual		Sources and means of verification
	(O4.6) By 2018, 38 people already trained before PEUMP programme started	(O4.6) By 2023, 80 people have been trained	2019	52 (32 male; 20 female) people trained in year 1		PEUMP Year 1 annual report; PEUMP directory of trainees;
			2020	61 people (37 male; 24 female) were trained on maritime boundary technical skills. 24 people (11 male; 13 female) were trained on Gender, Social Inclusion and Human Rights Based approaches for FFA partners		PEUMP directory of trained people
			2021	29 people (16 male; 13 female) capacity enhanced through Maritime Boundary (MB) Fiji MB workshop 16 people (10 male; 6 female) have been capacitated by one-on-one technical support to progress their work on MB Note: Cumulative total from Yr – Yr 3 = 182 (76 female; 106 male) people trained. Exceeded Target. New Target agreed with KRA partners: Fiji: 29 (16 male; 13 female) 16 people (10M; 6F) from Vanuatu, FSM, RMI, Kiribati, Cook Islands, PNG and Niue		
(O4.7) Number of trained Monitoring Control and Surveillance (MCS) officers (disaggregated by gender and country)	Baseline	Target	Year	Actual		Sources and means of verification
	(O4.7) By 2018, 0 MCS officers have been trained through the PEUMP programme	(O4.7) By 2023, 30 MCS officers have been trained	2019	This is a new indicator in the revised logframe 2020		
			2020	23 people trained. 11 participated in the Observer Debriefers and 12 participated in the Certificate IV in Fisheries Enforcement and Compliance course (2 F; 10 M). Details is outlined in this report under Chapter 2: Main Accomplishments		PEUMP directory of trained people; Training reports
			2021	36 fisheries personnel (F-10; M-26) from various FFA Member countries were enrolled in Cohort 8 of the USP Certificate IV in Fisheries Enforcement and Compliance. This course runs over a period of 10months (August 2020 - May 2021), and financial costs of enrolment for the 36 students was supported through FFA PEUMP funding. Exceeded Target. New Target agreed with KRA partners		
(O4.8) Number of tools and systems developed with support of the intervention to combat IUU fishing activities in coastal waters	Baseline	Target	Year	Actual		Sources and means of verification
	(O4.8) By 2018, no tools and systems were developed through the PEUMP programme	(O4.8) By 2023, 4 tools/systems have been developed	2019	This is a new indicator in the revised logframe 2020		
			2020	1 tool trialed and used. The Niue drone trials outlined in KRA Activity 4.4 (above) also covered coastal MCS work for that country. Details on this is outlined in this report under Chapter 2: Main Accomplishments		Trial reports; Yr 2 PEUMP annual report; social media posts
			2021	Discussion with FFA and FAME to transfer this activity to FAME as outlined in Addendum 1.		

	Outputs: (5) Sustainable utilisation of the coastal and marine biodiversity promoted through improving marine spatial planning, increasing climate change resilience, enhancing conservation/mitigation and rehabilitation measures					
(O5.1) Number of regional turtle species extinction risk assessments ²¹	Baseline	Target	Year	Actual		Sources and means of verification
	(O5.1) By 2018, (1) 0 Pacific region turtle extinction risk assessment have been produced for 5 species of marine turtle. ²²	(O5.1) By 2023, 1 Pacific regional turtle extinction risk assessment has been produced for 5 species of marine turtle ²³	2019	By-catch mitigation consultancy carried out by January 2019 and consultant signed on by February 2019.		PEUMP Year 1 annual report
			2020	Initiation of turtle bycatch risk assessment by recruiting consultant (Nick Pilcher). Questionnaire has been developed for community surveys to understand take/illegal take and use of turtle and other threatened species by communities.		PEUMP Year 2 annual report
			2021	Refer to Main accomplishment chapter under KRA 5 for progress of this indicator		
(O5.2) Number of mitigation initiatives for species of special interest developed and rolled out with the support of the programme	Baseline	Target	Year	Actual		Sources and means of verification
	(O5.2) By 2018, 0 initiatives were developed through the PEUMP programme	(O5.2) By 2023, not less than 3 initiatives will be developed and rolled out	2019	Development and refinement of the 4-year programme, establishing the working relationships and operation protocols with key partners in the countries		PEUMP Year 1 annual report
			2020	Initial planning for 3 initiatives (port-based extension programme; learning exchange for turtle monitors; regional turtle conservation and management framework).		PEUMP Year 2 annual report
			2021	Refer to Main accomplishment chapter under KRA 5 for progress of this indicator		
(O5.3) Number of PACP countries supported to adopt a marine spatial plan	Baseline	Target	Year	Actual		Sources and means of verification
	(O5.3) By 2018, 0 countries were supported through the programme to adopt a marine spatial plan	(O5.3) By 2023, 2 countries (Fiji, Solomon Is) are supported to adopt a marine spatial plan	2019	Refinement of workplans for Fiji and Solomons, recruitment of staff; draft visibility plans developed; planning for national consultations		PEUMP Year 1 annual report
			2020	Solomon Islands: Consultations completed in 9 Provinces regarding Ocean Planning. This will identify priorities and areas for MPA both inshore and offshore and the development of a draft marine spatial plan. The consultations engaged 925 community members and stakeholders. A draft MSP map has been developed. Fiji: Cabinet Decision mandated Ministry of Fisheries to lead the process fulfilling its commitment to designate marine protected areas (MPAs) across 30% of its ocean spaces. Meetings have been held with government to discuss next steps in MPA process. Draft MPA map for Fiji has been drafted. Fiji's draft National Oceans Policy has been developed.		PEUMP Year 2 annual report
			2021	Refer to Main accomplishment chapter under KRA 5 for progress of this indicator		
(O5.4) Number of communities supported to actively engage in improved conservation of marine species	Baseline	Target	Year			Sources and means of verification
	(O5.4) By 2018, 0 communities were supported through the programme to engage in conservation of marine species	(O5.4) By 2023, 40 communities are supported to actively engage in improved conservation of marine species	2019			
			2020	Work on this is progressing with planning for activities in year 3: exchange of turtle monitors, training of rangers, development of regional turtle framework and national plans of action/management plans for marine species.		PEUMP Year 2 annual report
			2021	Refer to Main accomplishment chapter under KRA 5 for progress of this indicator		
(O5.5) Number of coastal plans that integrate adaptation measures developed with the support of the programme	Baseline	Target	Year	Actual		Sources and means of verification
	(O5.5) By 2018, 0 coastal plans were developed through the programme	(O5.5) By 2023, 4 coastal plans that integrate adaptation measures have been developed	2019	Appointment of KRA 5 coordinator; Four meetings with government representatives in Fiji and Vanuatu		PEUMP Year 1 annual report
			2020	2 countries (Fiji and Vanuatu) are working on integration of adaptation measures into coastal plans. Details on this is outlined in this report under Chapter 2: Main Accomplishments		PEUMP Year 2 annual report
			2021	Refer to Main accomplishment chapter under KRA 5 for progress of this indicator		

²¹ (Amended from 'Number of turtle bycatch risk assessments' to reflect that the extinction risk assessment covers by-catch but is much more comprehensive than that, covering the multiple threats that maybe contributing to population decline)

²² (Amended from 'By 2018, 1 turtle risk assessment has been produced')

²³ (Amended from 'By 2023, 5 risk assessments has been produced')

(O5.6) Number of countries adopting improved processes with respect to CITES for listed marine species	Baseline	Target	Year	Actual		Sources and means of verification
	(O5.6) By 2018, 0 countries were supported through the programme to adopt improved processes in respect to CITES	(O5.6) By 2023, 5 countries were supported through the programme to adopt improved processes with respect to CITES for listed marine species ²⁴	2019	Establish dialogue with CITES/TRAFFIC and utilize NDF expertise to advise on strategy; designed and plan the NDP regional workshop		PEUMP Year 1 annual report
			2020	Work is ongoing in 5 countries (Fiji, PNG, Solomon Islands, Tonga, Vanuatu) are progressing work on adoption of improved processes to CITES for listed marine species. Details on this is outlined in this report under Chapter 2: Main Accomplishments		PEUMP Year 2 annual report
			2021	Refer to Main accomplishment chapter under KRA 5 for progress of this indicator		
(O5.7) Number of people trained (disaggregated by gender and country)	Baseline	Target	Year	Actual		Sources and means of verification
	(O5.7) By 2018, 0 number of people were trained through the programme	(O5.7) By 2023, 500 (250 male; 250 female) people will have been trained through short term trainings; 3 people will graduate with a Masters degree	2019	Discussions with USP and other universities on the scholarship programme. Activities are been designed to align, leverage or support activities by USP under KRA 6. The scholarships are ready to be advertised in beginning of year 2.		PEUMP Year 1 annual report
			2020	Concept planning taking place to roll out short term trainings. Readvertisement of scholarship. First round of advertisements received 2 applications, but they did not fulfil requirements. Details on this is outlined in this report under Chapter 2: Main Accomplishments		PEUMP Year 2 annual report
			2021	Refer to Main accomplishment chapter under KRA 5 for progress of this indicator		
(O6.1) Number of male/female (by country) benefitting from TVET/CPD skills development funded by the programme. (O6.1.1) Existing TVET/CPD -Coastal fisheries and SMD -Local business development -Others (O6.1.2) New TVET/CPD -Coastal fisheries and SMD -Local business skills development -Others	Baseline	Target	Year			
	(O6.1) By 2018, 379 had already been trained in TVET and CPD courses ²⁵ Breakdown of number in (O6.1.1) (O6.1.1) TVET: 291 CPD: 88 (O6.1.2) TVET: 0 CPD: 0	(O6.1) By 2023, 1,140 ²⁶ people have been trained through TVET and CPD courses. Breakdown of number in (O6.1.1) and (O6.1.2) (O6.1.1) TVET: 150 CPD: 375 (O6.1.2) TVET: 90 CPD: 525	2019	TVET: 27 people ²⁷ have been trained through a TVET course		Records of confirmed registered participant/student numbers ,Signed attendance sheets Tracer survey by USP/following IMaRest PD recipients PEUMP programme annual reports
			2020	TVET:105 people ²⁸ have been trained through TVET courses CPD:15 people have been trained through CPD course		
			2021	TVET:63 people ²⁹ have been trained through TVET courses CPD:166 people ³⁰ have been trained through online professional development short courses CPD:41 people ³¹ have been trained through the maintaining seafood course and traditional canoe building course <i>The TVET target has been exceeded by end of year 3. The KRA 6 will revise the TVET target to be achieved by the end of the programme.</i>		
(O6.2) Number of beneficiary participants successfully graduated from postgraduate courses (Masters and PhD) in	Baseline	Target	Year	Actual		Sources and means of verification
	(O6.2) By 2018, 16 (10 men and 6 women) had graduated with a	(O6.2) By 2023, 8 (4 MSc; 4 PhD) beneficiary	2019	6 scholarships awarded (2 Masters, 4 PhD) (3M, 3F) (Fiji 4, Tonga 1, PNG 1)		Signed scholarship agreement; PEUMP programme reports

²⁴ Modified from "By 2023, 5 countries have adopted improved processes with respect to CITES for listing marine species"

²⁵ Total baseline is 379 is the number of people trained from the period of 2016 – 2018. The number of men (180) and women (111) who have graduated with TVET qualifications -Cert. IV in Fisheries Enforcement & Compliance, Cert. IV in Coastal Fisheries & Aquaculture Compliance; For CPD baseline there has already been 57 men and 31 women who undertook the pilot training for Starting a Seafood business and Seafood Safety and Quality.

²⁶ Breakdown by countries: Existing TVET courses (Total 150 – 10/country); New TVET courses (Total 90 – 6/country); CPD (Total 750 – 50/country); IMaEST Professional membership (Total 150 – 10/country)

²⁷ Cert. IV Coastal Fisheries & Aquaculture Compliance: 27 participants; (14 males, 13 F); Fiji (12), Kiribati (5), Nauru (1), Solomon Is. (1), Niue (2), Vanuatu (1), Tuvalu (1), RMI (3).

²⁸ Cert. IV Training & Assessment: 27 participants (13M, 14F); Fiji (10), Cooks (4), Kiribati (4), Nauru (1), Samoa (2), Solomon Is. (2), Tonga (2), Vanuatu (1), Tuvalu (1). Cert IV Resilience: 61 participants (34M, 27F); Timor Leste-2, Palau-1, Kiribati-5, Solomons-3, Vanuatu-1, Samoa-1, PNG-2, Fiji-20, RMI-3, Tuvalu-11, Niue-3, Nauru-9.

²⁹ Certificate IV in Training & Assessment cohort 2-12 participants (3F, 9M) (Fiji-based); Certificate IV in Resilience cohort 2 – 33 participants (17F,16M) Fiji-16, Kiribati-5, PNG-3, Samoa-1, Sol-5, Van-3, Samoa-1); Certificate IV in Coastal Fisheries & Aquaculture Compliance cohort 3 - 18 participants (7F, 11M) Fiji-13, FSM-1, Sol-4)

³⁰ Online professional development short courses – 122 participants (63F,59M) (Cooks – 10, FSM – 11, Samoa – 12, Fiji – 13, Solomons – 22, Tonga – 22,Tuvalu – 32); Establishing and operating a small seafood business – 26 participants (15F,11M) Fiji-20,Kir-1, Tuvalu-2,Vanuatu-3); Establishing and operating a small seafood business – 18 participants (11F,7M)(Solomon Islands-based).

³¹Maintaining seafood safety – 16 participants (9F,7M) (Fiji); Training on Traditional canoe-building and sailing – 25 participants (5F,20M) Fiji-based.

marine science or marine management	Masters or PhD from USP School of Marine Studies	participants will have graduated	2020	2 Masters scholarships awarded (2F) - (Tuvalu 1, Fiji 1) Cumulative Progress: All 8 full scholarships awarded; monitoring of studies to reach completion and graduation.	Signed scholarship agreement; PEUMP programme reports
			2021	The 8 scholarships have been awarded. Monitoring of the 8 students to ensure they complete studies and graduate is ongoing.	
(O6.3) Number of new courses developed/existing courses revised and delivered a. Coastal fisheries and sustainable marine development (SMD) b. Local Business Skills Development c. Others inclusion and HRBA (disaggregated by gender)	Baseline	Target	Year	Actual	Sources and means of verification
	(O6.3) By 2018, no new courses have been developed through the programme	(O6.3) By 2023, 10 courses will either be newly developed or revised with the support of the programme	2019	0	PEUMP programme annual reports
			2020	1 New course developed & delivered: 1) Establishing & Operating a small seafood business	Records of confirmed registered participant/student numbers, Signed attendance sheets Tracer survey by USP/following IMaRest PD recipients PEUMP programme annual reports
			2021	2 new courses developed & delivered: 1. Maintaining Seafood Safety and Quality 2. Traditional canoe-building training	
(O6.4) Number of partnership agreements in place for collaborative research	Baseline	Target	Year	Actual	Sources and means of verification
	(O6.4) By 2018, there were 7 active partnership agreements related to IMR and USP SMS	(O6.4) By 2023, 10 partnership agreements are in place	2019	0	PEUMP programme annual reports
			2020	0	PEUMP programme annual reports
			2021	2 partnership agreements are in place 1. IMAREST and 2. Vatuvara Foundation	PEUMP programme annual reports
O6.5) Number of people trained in gender, social inclusion and HRBA (disaggregated by gender)	Baseline	Target	Year	Actual	Sources and means of verification
	(O6.5) By 2018, 0 people have been trained in gender, social inclusion and HRBA with support through the programme	(O6.5) By 2023, 50 people (25 male; 25 female) have been trained in gender, social inclusion and HRBA	2019	12	Records of confirmed registered participant/student numbers, Signed attendance sheets
			2020	6	Records of confirmed registered participant/student numbers, Signed attendance sheets
			2021	48 people ³² have been trained in people centered approaches to fisheries development <i>This target has been exceeded by end of year 3. The KRA 6 will revise the target to be achieved by the end of the programme.</i>	

³² People-centered approaches to Fisheries development training -48 participants (36F, 12M) Fiji-40, PNG-1, Sol-2, Tonga-2, Tuvalu-1, Vanuatu-2.

Annex 4: Year 4 Workplan

Project ID and Project Name: FED/2018/397-941 THE PACIFIC-EUROPEAN UNION MARINE PARTNERSHIP PROGRAMME (PEUMP)																									
PLANNED ACTIVITIES	TOTAL Budget	Addendum 1 Budget	Y1 Actual Expenditure	Y2 Actual Expenditure	Y3 Actual Expenditure	Total Actual Expenditure as of 30.06.2021	Balance of budget remaining	YEAR 4 - July 2021 to June 2022												YEAR 4 forecast - TOTAL	RESPONSIBLE PARTNER	BENEFITING COUNTRY	Year 4- Country Specific Forecast	DESCRIPTION (If applicable)	
KRA 0: SPC - OVERALL MANAGEMENT AND COORDINATION OF THE ACTION	5,105,914	5,105,914	341,316	682,465	645,538.01	1,669,319	3,436,595	Jul	Aug	Sep	Oct	Nov	Dec	Jan	Feb	Mar	Apr	May	Jun	865,600					
1. PMU OFFICE AND OPERATING COST	3,788,200	3,807,450	277,190	503,534	579,717.01	1,360,441	2,447,009													656,000					
1.1) Staff cost	3,368,854	3,388,104	250,869	484,051	523,162.67	1,258,082	2,130,022													586,400					
PROJECT MANAGEMENT AND COORDINATION	2,171,107	2,171,107	158,816	325,753	283,633.47	768,202	1,402,905													358,300					
Overall PEUMP PMU Programme Coordinator	480,000	456,000	44,943	90,564	105,499.87		241,007													107,000					
Finance Officer - overall PEUMP programme	425,000	425,000	24,746	67,875	35,938.64	128,560	296,440													65,200					
PEUMP Monitoring, Evaluation and Learning (MEL) Specialist	420,000	420,000	32,178	64,117	63,899.71	160,194	259,806													65,200					
PEUMP Communications Officer	420,000	420,000	30,927	59,412	18,584.15	108,924	311,076													52,900					
PEUMP Programme Assistant	102,000	102,000	7,038	13,155	11,038.95	31,232	70,768													19,100					
Maritime Boundaries, Project Assistant	13,742	13,742	1,499	775	1,000.44	3,274	10,468													2,000					
Maritime Boundaries, Manager, Ocean Governance and Policy	90,565	90,565	8,898	4,026	16,910.03	29,834	60,731													13,500					
SPC PMU - EU Programme Coordinator	120,000	120,000	8,588	18,894	17,365.70	44,848	75,152													18,900					
SPC PMU - Finance Officer	99,800	99,800	-	6,934	13,395.98	20,330	79,470													14,500					
Director Fisheries, Aquaculture and Marine Ecosystems		24,000			-	-	24,000																This position need to be confirmed with Martin...		
TECHNICAL	1,197,747	1,216,997	92,053	158,297	239,529.20	489,880	727,117													228,100					
PEUMP Gender and Human Rights Specialist	465,000	465,000	23,708	71,206	107,403.58	202,318	262,682													77,200			Year 3 includes the Lindres cost		
Maritime Boundaries, Senior Geodetic Surveyor	228,264	228,264	23,415	27,832	33,553.56	84,801	143,463													39,400					
Maritime Boundaries Officer	337,225	337,225	41,538	53,641	53,498.77	148,678	188,547													56,200					
Maritime Boundaries, GIS and Database Assistant	30,258	30,258	3,392	5,134	4,619.69	13,145	17,113													7,900					
Gender Equity and Social Inclusion Adviser	137,000	134,250		484	40,453.60	40,938	93,312													43,000					
RRRT Senior Human Rights (SHR) Adviser -		22,000				-	22,000													4,400					
1.2) Travel and subsistence	99,315	99,315	16,222	12,872	152.61	29,247	70,068													400					
Travel for PEUMP PMU staff that is admin related	70,315	70,315	6,660	12,830	25.14	19,515	50,800													200			This includes local travel when for 6 months		
Travel for SPC PMU staff that is admin related	29,000	29,000	9,562	42	127.47	9,732	19,268													200					
1.3) Office cost	320,031	320,031	10,099	6,611	56,401.73	73,111	246,920													69,200					
Office rent incl. Energy, water security and insurance SPC SUVA	85,527	85,527	-	-	-	-	85,527													-			Estimate of Full Cost Recovery for properties		
Office and IT equipment SPC SUVA	211,990	211,990	8,635	5,133	55,939.98	69,707	142,283													65,000			IT Full Cost Recovery for 12 staff based on the methodology endorsed by EU (the budget is based at EUR6300/ staff)		
Consumables and supplies SPC SUVA	18,514	18,514	1,463	1,385	390.98	3,240	15,274													4,000			Purchased of Table in July plans of other office stationery		
Project office Telecommunication SPC SUVA	4,000	4,000	1	93	70.77	164	3,836													200					
	1,317,714	1,298,464	64,126	178,931	65,821.00	308,878	989,586													209,600					
Activity 0.1: Reporting and financial management for the PEUMP programme	410,000	410,000	14,682	15,454	6,538.98	36,675	373,325													4,900					
0.1.1: Technical assistance including travel and fieldwork costs	85,000	85,000	-	6,629	352.40	6,982	78,018													400					
Review, edit and compile the 4 monthly reports																					PMU	Regional	Send out templates, collect KRA reports, review and conduct quality check, edit and finalise for submission to the EU		
Compile the PEUMP report for the SPC Results Report																					PMU	Regional	Compile PEUMP performance stories and progress as per Results Report.		
Compile and finalise Annual Report																					SPC, FFA, SP	Regional	Send out templates, collect KRA reports, review and conduct quality check, edit and finalise for submission to the EU		
Independent review of PEUMP performance																					SPC, FFA, SP	Regional	KRA 5 completed in year 3. Discussions with KRA 2 and 4 to run an independent evaluation during year 4. Discuss with KRA 1 and 3 after FFA.		
MEL trainings (virtual) for country who request trainings																					SPC, FFA, SP	Regional	As part of the independent evaluations with the KRA country stakeholders, will collect any requests for MEL trainings needed by the countries.		
Evaluation of the effectiveness of online trainings implemented under the programme																				400	SPC, FFA, SP	Regional	400 Use of survey monkey, short zoom interviews to send out short surveys to past training participants. Another options of short zoom interviews with participants who prefer this option. The aim of the exercise is to collect the impact stories from the participants of use and lessons learnt from taking part in the trainings. This will help with improving future trainings and capturing inspirational stories to share with stakeholders		
Assist the KRAs to develop a system to assess impact of outputs delivered																					PMU	Regional	Evaluate and classify the outputs delivered by the programme. Develop tools to assess the impacts of these outputs to country representatives and implementing partners.		
Travel to PEUMP countries SPC and FFA headquarters to collect data for determining effectiveness and impact of programme outputs (assumption that travel will resume to normal by year 5 until final year)																					PMU	Regional	Travelling will commence when PEUMP country border restrictions have eased in Year 5. Travel will be occurring in Year 5 and 6.		
0.1.2: Capacity development through attachments to SPC including travel	-	-	-		-	-	-													-					
0.1.3: Regional or sub regional workshops	250,000	250,000	14,682	8,825	2,361.10	25,868	224,132													4,500					
Steering committee meetings																					2,500	SPC PMU	Regional	2 participants per 15 PACP countries. Virtual meeting.	
Planning the PCG meeting in March 2022																					2,000	SPC PMU	Regional	Virtual Meetings therefore no budget required	
Planning the PCG meeting in Nov 2021																					-	SPC PMU	Regional	Virtual Meetings therefore no budget required	
Programme coordination group meetings																					-	SPC PMU	Regional	Virtual Meetings therefore no budget required	
0.1.4: Research, consultants and audits	75,000	75,000	-		3,825.48	3,825	71,175													-					-

Activity 0.2: Gender and human rights activities	488,000	468,750	3,170	77,667	25,675.32	106,513	362,237												141,000				
0.2.1: Technical assistance including travel and fieldwork costs	125,000	125,000	-	13,979		13,979	111,021												89,000				
Follow-up support to KRA in integrating GSI analysis into Tonga socio-economic survey and additional follow-up training needs with Tonga MoF on GSI/HRBA																			3,000	PMU, HRSD, KRA3	Tonga	3000	In Year 3 several activities related to supporting the Tonga SMA programme through KRA3 were assisted by the PMY Gender/HR Specialist and HRSD colleagues to mainsream GSI/HRBA. A socio-economic survey is yet to be finalised and requires technical assistance to integrate GSI and possibly HRBA analysis. In addition, MoF had requested a follow-up GSI/HRBA training through the HRSD in-country focal point using the handbook and new findings on GSI/HRBA from the socio econmic survey and COVID impacts assessment to be presented.
Technical assistance to the MFMR Solomon Islands to finalise the review of their gender strategy - to be done remotely																			4,000	PMU, Pathways project, KRA3, HRSD, WorldFish	Solomon Islands	4,000	GSI/HRBA training scheduled for Y3 was completed early Year4 and the review porcess of the MFMR gender strategy started in Y3 and will be taken forward to Y4 for finalisation.
Finalisation of the RMI Gender and Fisheries assessment																			32,000	HRSD, PMU, KRA3	RMI	32,000	As part of the research support, RMI requested a gender and fisheries assessment which had been delayed twice due to staff turn over in RMI and COVID-related priority changes of the Ministry responsible for fisheries matters. This activity has commenced in March 2021 as desk-top review. Field work is anticipated to take place in Y4 using a local consultant.
Value-chain assessments of small-scale tuna fisheries to enhance women's participation in marketing development																			-	KRA3-led, PMU, HRSD and consultant	Regional		This activity is KRA3 led. It was not carried out in Y3 due to high staff turnover for the social scientist position. Gender/HR Specialist will assist this activity to provide technical assistance on mainsreaming GSI and HRBA.
Support to KRA5 - integration of GSI/HRBA into various biodiversity related activities in Fiji and possibly Vanuatu and Tonga																			15,000	PMU	Fiji, Vanuatu, Tonga	15000	In consultations with KRA5 several opportunities have been discussed to mainstream GSI/HRBA into upcoming BIEM initiatives in Fiji and possibly Vanuatu and Tonga. Working with gender experts as part of a interdisciplinary consultant team to ensure inclusive consultations, development of a GSI strategy + its implementation and facilitation of GSI/HRBA training needs was agreed to be supported by the PMU Gender/HR Specialist through supervision, guidance, technical advice and co-budgeting to support enable GSI/HRBa mainstreaming for KRA5.
Support to KRA6 in finalising gender and environment course and continuous mentoring support PEUMP students (ongoing)																					Regional		These are follow-up activities to ensure continuous progress on KRA6 GSI/HRBA mainsreaming efforts.
Kiribati gender and fisheries assessment																			35,000	HRSD, PMU, Pathways project, KRA3	Kiribati	35000	Kiribati requested a gender and fisheries assessment which will be carried out with HRSD support and jointly with DFAT funded Pathways project. It is anticipated to travel to Kiribati 2nd half of 2022 to conduct stakeholder interviews, focus group discussions and consultations in the field. This is based on the assumption that travel within the Pacific will be possible by early-mid 2022. In case travel restrictions will continue to hinder in-person visits, contacting local consultant for field work will be considered instead.
0.2.2: Capacity development through attachments to SPC including travel	-	-	-			-	-												-			-	
0.2.3: Regional or sub regional workshops	100,000	100,000	3,170	21,293	39.92	24,503	75,497												17,000				
Assistance to KRA3 + LLMA to integrate GSI/HRBA into any regional and/or sub-regional workshops																				PMU, HRSD, KRA3	Tonga		In Year 3 several activities related to supporting the Tonga SMA programme through KRA3 were assisted by the PMY Gender/HR Specialist and HRSD colleagues to mainsream GSI/HRBA. A socio-economic survey is yet to be finalised and requires technical assistance to integrate GSI and possibly HRBA analysis. In addition, MoF had requested a follow-up GSI/HRBA training through the HRSD in-country focal point using the handbook and new findings on GSI/HRBA from the socio econmic survey and COVID impacts assessment to be presented.
Publication short guide on GSI and HRBA sensitive communications, outreach and information products under PEUMP																			4,000	PMU, Pathw	Solomon Islands	4000	GSI/HRBA training scheduled for Y3 was completed early Year4 and the review porcess of the MFMR gender strategy started in Y3 and will be taken forward to Y4 for finalisation.
Publication and launch of hanbook on GSI and human rights in Pacific tuna industries																			8,000	HRSD, PMU, KRA3	RMI	8000	As part of the research support, RMI requested a gender and fisheries assessment which had been delayed twice due to staff turn over in RMI and COVID-related priority changes of the Ministry responsible for fisheries matters. This activity has commenced in March 2021 as desk-top review. Field work is anticipated to take place in Y4 using a local consultant.
GSI/HRBA training for Ministry of Fisheries Fiji																			5,000	KRA3-led, PMU, HRSD and consultant	Regional	5000	This activity is KRA3 led. It was not carried out in Y3 due to high staff turnover for the social scientist position. Gender/HR Specialist will assist this activity to provide technical assistance on mainsreaming GSI and HRBA.
Regional workshop on human rights and buisness in the fisheries sector																				PMU	Fiji, Vanuatu, Tonga		In consultations with KRA5 several opportunities have been discussed to mainstream GSI/HRBA into upcoming BIEM initiatives in Fiji and possibly Vanuatu and Tonga. Working with gender experts as part of a interdisciplinary consultant team to ensure inclusive consultations, development of a GSI strategy + its implementation and facilitation of GSI/HRBA training needs was agreed to be supported by the PMU Gender/HR Specialist through supervision, guidance, technical advice and co-budgeting to support enable GSI/HRBA mainstreaming for KRA5.
0.2.4: Research and consultants	263,000	243,750	-	42,395	25,635.40	68,031	175,719												35,000				
Short guide on GSI inclusive communications and outreach products																			-	PMU with in	Regional		Given the significant amount of outreach and communications products under PEUMP, in particular under KRA3 (oureach) and LMMA - working with Cchange and work being implemented by3rd partie such as WCS and other NGOs, PMU Gender/HR Specialist sees the need to develop a short and simple guide to assist PEUMP partners in planning, designing and implementing outreach, information and communication products that uplift and promote ideas of GSI and human rights, to avoid stereotypical gender roles and to support a more diverse and equal representation of all groups in communities and Pacific societies. This need was also highlighted by KRA3/LMMA.
Handbook on GSI and human rights in Pacific tuna fisheries																			35,000	HRSD, WWF, FFA, consultant teams			The development of the handbook started in August 2021 and is expected to be completed by next year June. The success and learnings from the GSI handbook on coastal fisheries and aquaculture will be used to iform the oceanic version, which will be focused on Pacific tuna industries given the importance of this fishery for the region. In addition to GSI, Human Rights have been included as well as a Fiji case study based on needs expressed by stakeholders. This work is being done in partnership with WWF and FFA, buidling on the WWF gender report 2021. PMU Gender/HR Specialist also works clesly with HRSD Human Rights Adviser to oversee the development porcess, ensure quality and provide additional information and technical expertise to the consultant teams. An additional small contract has been awarded to a grassroots human rights NGO which has unique expertise and knowledge on human rights issues that concern people at sea to fill in gaps on human rights matters.

Activity 0.3: Assistance with delimitation and negotiation of maritime boundaries	217,800	217,800	44,943	49,500	6,972.56	101,416	116,384													500						
0.3.1: Technical assistance including travel and fieldwork costs	36,000	36,000	22,785	1,279		24,064	11,936													-						
S121 discussion with Geoscience Australia - Canbr. Includes PNG/Aus territorial sea limits negotiation.																		-	PMU as collaborativ e partner to KRA3/LMM A	Regional			GSI/HRBA topics have so far been integrated into CBFM farmeworks. It is key that the PMU continues to stress the importance of cross-cutting themes in any high level workshop/meeting or conference by providing mainstreaming assistance. This activity depends on KRA3 CBFM/LMMA work plan activities and collaborations will be explored throughout Year4.			
SLA update and review with FFA VMS officials & PDH data for Fisheries																		-	PMU	Regional			This is a face to face activity that needs brainstorming of new Service Level Agreement activities between FFA & SPC.			
0.3.2: Capacity development through attachments to SPC including travel	40,000	40,000	-	7,140		7,140	32,860													-						
Attachment trainee to Suva from Nauru																		-	SPC	Nauru	-		This is a capacity building activity that is needed for our technical & legal focal point officers in our project member states which is planned for year 5			
Attachment trainee to Suva from Vanuatu																		-	SPC	Vanuatu	-		This is a capacity building activity that is needed for our technical & legal focal point officers in our project member states which is planned for year 5			
0.3.3: Regional or sub regional workshops	116,000	116,000	22,158	20,984	6,972.56	50,114	65,886													-						
IMPL Legal and Technical workshop in Solomon Islands																		-		Solomon Islands						
IMPL 20th Regional Maritime Boundaries Working Session																		-		FIJI			This activity was succesfully completed in September 29th - 30th, 2021. This was a virtual working session that was attened by PIC maritime boundaries focal officers and stakeholders like PUEMP, PIFS, FFA, UK Govern., Geoscience Australia, Sydney Uni. This activity was undertaken without any cost. Minutes and other materials can be prvided if needed.			
0.3.4: Research and consultants	3,300	3,300	-			-	3,300													-				-		
Design infographics on maritime boundaries																			SPC	REG			This activity was undertaken witout cost. A revised ECS pathway was designed after collaboration with UNDOALOS.			
0.3.5: Equipment and software	22,500	22,500		20,097		20,097	2,403													500						
Purchase of hardrives to store Maritime boundaries & ECS datasets for countries.																		500					This activity will be carried out in the 3rd quarter of this workplan year.			
Activity 0.4: Communication and visibility of the PEUMP programme - all components	201,914	201,914	1,330	36,311	26,634.14	64,275	137,639											63,200								
0.4.1: Technical assistance including travel and fieldwork costs	105,000	105,000	-	1,705		1,705	103,295													10,000						
Communications technical support (travel) to UN Decade for Ocean Science + Palau 2020 to collect information for articles to be produced and to provide visibility for the programme																		3,500	SPC PMU	Regional			Communications technical support (travel) to UN Decade for Ocean Science + Palau 2020 to collect information for articles to be produced and to provide visibility for the programme. Unlikely to happen due to COVID-19 restrictions.			
Communications technical assistance and capacity building																		6,000	SPC PMU	Regional			Anticipated visibility actions and events (event formats to be decided)			
Paris Peace Forum 2021																		500	SPC PMU	Regional			Participation and visibility. Attendance by Comms and Programme Manager			
0.4.2: Research and consultants, communications and visibility	84,914	84,914	-	34,606	26,634.14	61,240	23,674													51,200						
PEUMP website maintenance and support																		9,200	SPC PMU	Regional			Service agreement for website support and maintenance services			
Videography and Photography for PEUMP publications and social media platforms																		20,000	SPC PMU	Regional			Videography services for production of videos on PEUMP programme for social media platforms and professional photographs as needed for PEUMP publications			
Country Fiche developed for all countries and updated																		15,000	SPC PMU	Regional			Content, design and layout			
Development of design and content for PEUMP Newsletter																		1,000	SPC PMU	Regional			Banner design, content and distribution of PEUMP Newsletter (4-monthly)			
Re-produce promotional materials (leaflet, banners, t-shirts)																		4,000	SPC PMU	Regional						
Development of impact stories/stories of significant change																		2,000					Content and design of print ready and web versions			
0.4.3: Equipment	12,000	12,000	1,330			1,330	10,670													2,000						
Software License																		2,000	PEUMP PMU	Regional			Communciation software license			
KRA 1 - SPC - Oceanic fisheries - Scientific and management advice at national and regional levels	4,155,600	4,155,600	364,033	452,249	599,685.62	1,415,968	2,739,632	Jul	Aug	Sep	Oct	Nov	Dec	Jan	Feb	Mar	Apr	May	Jun	1,274,424						
1. PROJECT OFFICE COSTS	2,225,600	2,130,200	155,538	335,357	343,818.43	834,713	1,295,487													469,620			-			
1.1) Staff cost	2,008,000	1,912,600	155,514	321,872	307,617.58	785,004	1,127,596													449,500			-			
MANAGEMENT	128,000	128,000	25,632	27,472	26,691.25	79,794	48,206													30,000			-			
KRA1.1.1 Chief Scientist & Deputy Director FAME (Oceanic Fisheries)	30,000	30,000	5,487	6,439	5,851.53	17,778	12,222													7,000	SPC					
KRA1.1.2 Principal Fisheries Scientist (Stock Assessment & Modelling)	46,800	46,800	9,823	10,172	9,660.90	29,657	17,143													10,000	SPC					
KRA1.1.3 Principal Fisheries Scientist (Fisheries & Ecosystem Monitoring & Analysis)	51,200	51,200	10,321	10,860	11,178.82	32,360	18,840													13,000	SPC					
TECHNICAL	1,880,000	1,784,600	129,883	294,401	280,926.33	705,210	1,079,390													419,500			-			
KRA1.1.4(Senior) Fisheries Scientist (Tuna Ecosystem Analyses)	520,000	249,600	-	1,380	(570.97)	809	248,791													80,000	SPC		Dr Joanne Potts appointed (100% Band 12), commencing 27 September 2021 at 40% EFT, then 60% from 1 November and 100% from 31 January			
KRA1.1.5 Research Officer (Tuna Ecosystems)	320,000	320,000	47,132	81,605	80,941.43	209,678	110,322													87,000	SPC					
KRA1.1.6 (Senior) Fisheries Scientist (Tuna Biology & Ecology)	520,000	520,000	36,290	99,216	95,544.89	231,050	288,950													98,000	SPC					
KRA1.1.7 (Senior) Fisheries Scientist (Statistical Modeller)	520,000	520,000	46,461	112,200	105,010.98	263,672	256,329													54,500	SPC					
KRA1.1.8 Regional E-Reporting and Monitoring Coordinator - 50%		175,000			-		175,000													100,000	SPC					
1.2) Travel and subsistence	12,000	12,000	-	-	-	-	12,000													-			-			
1.2.1 Travel costs for support and oversight staff	12,000	12,000			-	-	12,000													-						
1.3) Office cost	205,600	205,600	23	13,485	36,200.85	49,709	155,891													20,120			-			
1.3.1 Office rent	73,400	73,400	-	13,433	-	13,433	59,967													-						
1.3.2 Office and IT equipment	126,600	126,600	-	15	36,098.65	36,114	90,486													20,000	SPC					
1.3.3 Consumables and supplies	5,600	5,600	15	37	99.72	152	5,448													100	SPC					
1.3.4 Project office Telecommunication	-	-	8	-	2.48	11	11													20	SPC					
1.3.5 Energy and water	-	-	-	-	-	-	-																			
1.3. 6 Facility management (i.e.. Security and insurance)	-	-	-	-	-	-	-													-						

2. ACTIVITY COSTS	1,930,000	2,025,400	208,495	116,892	255,867.19	581,254	1,444,146		804,804				-	
Activity 1.1: Analysis of tuna bycatch at regional and national level	42,000	312,400	-	15,422	64,225.97	79,648	232,752		173,765				-	
1.1.1: Technical assistance including travel and fieldwork costs	32,000	32,000		1,939	-	1,939	30,061		-				-	
Airfares and Perdeims					-				-					given COVID restriction no travel is forecast for Year 4
1.1.2: Research, consultants and communications	8,000	278,400	-	13,483	64,225.97	77,709	200,691		171,765				-	
External Contracted Analyses & Publications					-				171,765	consultants				contracted analyses for bycatch estimation, bycatch management information system, bycatch conservation status and bycatch food security analyses
1.1.3: Equipment	2,000	2,000	-		-	-	2,000		2,000				-	
Higher-end laptop for statistical analysis of data					-				2,000	SPC				high-end computing fee
Activity 1.2: Ecosystem modelling and development of indicators	228,000	228,000	-	21,573	66,050.70	87,624	140,376		140,287				-	
1.2.1: Technical assistance including travel and fieldwork costs	20,000	20,000		390	837.16	1,227	18,773		-				-	
Airfares and Perdiem					-				-					given COVID restriction no travel is forecast for Year 4
1.2.2: Research and consultants	200,000	200,000	-	21,183	61,888.88	83,072	116,928		139,565				-	
External Contracted Analyses & Publications					-				139,565	consultants				Externally contracted analyses to develop tuna-climate indicators and microbiome-trophic ecosystem indicators
1.2.3: Equipment	8,000	8,000	-		3,324.66	3,325	4,675		722				-	
Lab Consumables					-				722	SPC				microbiome and trophic indicator lab consumables
X-ray protective equipment and installation					-				-					already completed so line can be deleted
Lab equipment					-				#REF!					
Activity 1.3: Evaluation of electronic monitoring for purse seine vessels	420,000	245,000	-	-	-	-	245,000		117,000				-	
1.3.1: Technical assistance including travel and fieldwork costs	80,000	80,000	-		-	-	80,000		-				-	
Airfares & perdiems					-				-					given COVID restriction no travel is forecast for Year 4
					-				-					
					-				-					
1.3.2: Research and consultants	300,000	125,000	-		-	-	125,000		91,000				-	
Contracted trials & analyses					-				91,000	consultants	Reg			Externally contracts to support EM-ER operating costs, record storage and standards development plus analyses to develop AI & ML learning, EM analysis and analyseis of trials
Contracted field personnel for at sea trials					-				-					
Statistical design for at sea-trials					-				-					
Statistical analysis of at-sea trial results					-				-					
1.3.3: Equipment	40,000	40,000	-		-	-	40,000		26,000				-	
Equipment for at-sea monitoring trials					-				26,000	SPC				Equipment for EM-ER trial
Activity 1.4: Research to address biological uncertainties in tuna stock assessment models	880,000	880,000	208,495	12,406	19,034.59	239,936	640,064		373,752				-	
1.4.1: Technical assistance including travel and fieldwork costs	480,000	480,000	154,028	5,248	-	159,276	320,724		2,500				-	
Travel tuna biology analyses					-				-					given COVID restriction no travel is forecast for Year 4
Travel Genetics Advisory Body					-				2,500	SPC				sitting fees for participants
Vessel charter tuna research cruise (field work in PNA) - WPS			154,028		-									
Vessel charter tuna research cruise - CP14					-				-					
1.4.2: Research and consultants	150,000	150,000	-	1,997	-	1,997	148,003		371,252				-	
External Contracted Analyses & Publications					-				371,252	consultants	Reg			Specialist contracts for Fish Ageing, genetic sequencing, micro elements and isotopes, histology. Consultancy to prepare marine heatwaves assessment, oceanographic data for pop dynamics models and biological sampling to support stock assessment
1.4.3: Equipment	250,000	250,000	54,467	5,161	19,034.59	78,662	171,338		-				-	
Scientific equipment, conventional Hallprint tags			62,525		-				-					due to covid restriction research cruises will be postponed in Year 4
Wildlife electronic tags					-				-					
Vemco acoustic buoys and acoustic tags					-				-					
Wildlife and Lotek electronic tags for CP14					-				-					
Activity 1.5: Improved modelling of relative abundance using catch per unit effort	42,000	42,000	-	2,593	-	2,593	39,407		-				-	
1.5.1: Technical assistance including travel and fieldwork costs	40,000	40,000		2,593	-	2,593	37,407		-				-	
PNA/FFA meetings attendance as appropriate					-				-					No travel in yr 4 forecast
Present PEUMP work at WCPFC-SC					-				-					No travel in yr 4 forecast
1.5.2: Equipment	2,000	2,000			-	-	2,000		-				-	
					-				-					
Activity 1.6: Capacity development through long-term and short-term attachments with the SPC	318,000	318,000	-	64,898	106,555.93	171,454	146,546		-				-	
1.6.1: Junior Professional position costs - 3 x 12 month positions during the project, including travel	270,000	270,000		64,898	103,505.93	168,404	101,596		-				-	
Pacific Island Fishery Professional for SPC Noumea					-				-					Additional PIFP positions delayed until later years given COVID
Pacific Island Fishery Professional for SPC Noumea					-				-					
1.6.2: Short-term attachments	48,000	48,000	-		3,050.00	3,050	44,950		-				-	
Short-term attachments (2 weeks) for SPC Noumea					-				-					

KRA 2 - FFA - Tuna fishery development - Economic benefits from sustainable tuna fishing and regional competent authority support unit	4,666,000	4,527,182	344,305	518,907	318,147.94	1,181,360	3,345,822	Jul	Aug	Sep	Oct	Nov	Dec	Jan	Feb	Mar	Apr	May	Jun	585,000				
1. PROJECT OFFICE COSTS	2,563,500	2,100,701	179,068	388,407	229,012.53	796,488	1,304,213													285,000				
1.1) Staff Cost	1,800,000	1,795,201	154,221	345,054	228,990.53	728,266	1,066,935													277,000				
MANAGEMENT	480,000	480,001	21,615	96,334	76,314.57	194,264	285,737													132,000				
KRA2.1.1 FFA PEUMP Finance and Procurement Coordinator	480,000	480,001	21,615	96,334	76,314.57	194,264	285,737													132,000				From Y4 onwards, this role is referred to as the FFA PEUMP Finance and Procurement Coordinator
TECHNICAL	1,320,000	1,315,200	132,606	248,720	152,675.96	534,002	781,198													145,000				
KRA2.1.2 Regional Competent Authority Support Adviser #1	360,000	360,000	75,507	119,544	9,203.52	204,255	155,745													-				This role will not be recruited in line with the FFA PEUMP Addendum #2 request (refer cell AT 13)
KRA2.1.3 Regional Competent Authority Support Adviser #2	360,000		-	-	-	-	-													-				
KRA2.1.4 FFA PEUMP Fisheries Policy Specialist and Team Leader	600,000	600,000	57,099	129,176	143,472.44	329,747	270,253													145,000				Salary related cost for FFA PEUMP Fisheries Policy Specialist and Team Leader for Y4
KRA2.1.5 PEUMP Fisheries Policy Adviser		235,200			-	-	235,200													-				This role will not be recruited in line with the FFA PEUMP Addendum #2 request (refer cell AT 16)
KRA 2.1.6 EUMP Administration and Communications Assistant		120,000			-	-	120,000													-				This role will not be recruited in line with the FFA PEUMP Addendum #2 request
					-	-	-													-				
1.2) Travel and subsistence	165,000	245,000	17,333	33,658	-	50,991	194,009													-			-	
1.2.1 Travel : Administrative travel costs	85,000	125,000	16,732	17,348	-	34,080	90,920													-				No international travel envisioned in Y4
1.2.2 Project planning meetings	80,000	120,000	601	16,310	-	16,911	103,089													-				No international travel envisioned in Y4
1.3) Office costs	598,500	60,500	7,514	9,695	22.00	17,231	43,269													8,000				
1.3.1a Office support (HQ) - apportionment method pro rata on number of staff	490,500	18,500	-	7,104	-	7,104	11,396													4,000				Costs associated with office support for two (2) KRA 2 staff based at FFA HQ
1.3.1b Office rent FSM	18,000	-	-	-	-	-	-													-				
1.3.1c Office rent RMI	18,000	-	-	-	-	-	-													-				
1.3.2 Office and IT equipment (all locations) SI, FSM and RMI	24,000	42,000	7,514	2,591	22.00	10,127	31,873													4,000				Office and IT equipment costs for FFA HQ-based KRA 2 staff
1.3.3 Consumables and supplies (FSM, RMI)	12,000	-	-	-	-	-	-													-				
1.3.4 Project office Telecommunication (FSM, RMI)	36,000	-	-	-	-	-	-													-				
2. ACTIVITY COSTS	2,102,500	2,426,481	165,237	130,500	89,135.41	384,872	2,041,609													300,000			-	
Activity 2.1: Establishment of a regional competent authority support unit to assist P-ACP government agencies meet sanitary market access requirements	250,000	250,000	6,148	2,648	-	8,796	241,204													43,000			-	
2.1.1: Travel	200,000	200,000	6,148	870	-	7,018	192,982													10,000			-	
CA meetings and inspections travel costs					-	-	-													10,000	FFA	FSM, RMI	5,000 per country	Costs associated with domestic travel for remotely-posted personnel
2.1.2: Meetings & workshops	10,000	10,000	-	1,778	-	1,778	8,222													3,000				
CA workshops and consultations					-	-	-													3,000	FFA	FSM, RMI, WSM	1,000 per country	Y4 costs are inclusive of logistical costs associated with virtual meetings (i.e., internet services, venue and communications systems hire etc)
2.1.3: Equipment	20,000	20,000	-		-	-	20,000													5,000				
Equipment purchased to Support CA work					-	-	-													5,000	FFA	FSM, RMI, WSM	2,000 each for FSM and WSM; 1,000 for RMI	Costs associated with purchase of equipment to facilitate CA development and establishment.
2.1.4: Other	20,000	20,000	-		-	-	20,000													25,000				
Operational costs (lab fees; courier costs; etc)					-	-	-													5,000	FFA	FSM, RMI	2,500 per country	Costs associated with processing of lab/specimen samples
Consultant services for EU submission documentation support					-	-	-													20,000	FFA	FSM, RMI	10,000 per country	Costs associated with engaging consultant services
Activity 2.2: Support for sanitary and IUU competent authorities to comply with applicable legislation allowing for market access	320,000	420,000	95,419	26,841	-	122,260	297,740													30,000				
2.2.1: Travel	80,000	80,000	8,358	21,367	-	29,725	50,275													10,000				
CA training workshop travel costs					-	-	-													10,000	FFA	FSM, KIR, PNG, RMI, SLB	2,000 per country	Costs associated with domestic travel for remotely-posted personnel
2.2.2: Meetings & workshops	140,000	240,000	70,294	5,474	-	75,768	164,232													10,000				
CA training workshops					-	-	-													10,000	FFA	FSM, FJI, KIR, RMI, SLB, WSM, VUT		Costs are inclusive of logistical costs associated with virtual meeting arrangements (i.e., internet services, venue and communications systems hire etc)
2.2.3: Consultants	100,000	100,000	16,767	-	-	16,767	83,233													10,000				
National CA Development scoping & capacity audit					-	-	-													10,000	FFA	KIR, WSM, VUT	3,333 per country	Costs associated with engaging consultant services to support national CA development scoping and audit capacity
Activity 2.3: Assistance with fisheries development and national policies	70,000	151,981	-	-	34,050.89	34,051	117,930													45,000				
2.3.1: Travel	60,000	60,000	-		18,852.00	18,852	41,148													5,000				
National consultations and workshops travel costs					-	-	-													5,000	FFA	SLB, WSM	10,000 for SLB; 5,000 for WSM	Costs associated with domestic travel for remotely-posted personnel
2.3.2: Meetings & workshops	10,000	91,981	-		15,198.89	15,199	76,782													20,000				
National consultations and workshops arrangement costs					-	-	-													20,000	FFA	REG		Y4 costs are inclusive of logistical costs associated with virtual meeting arrangements (i.e., internet services, venue and communications systems hire etc)
2.3.3 Consultants																				20,000				
Consultant services to support development of national tuna development plans and policies																				20,000	FFA	REG		Costs associated with engaging consultant services to support development of national tuna development plans and policies
Activity 2.4: Annual policy dialogue with the EU	160,000	160,000	5,035	47	439	4,643	155,357													-				Responsibility for implementation of this activity will be moved to SPC PMU (KRA 0) in Y4, based on R4 of the2020 ROM report. (refer cell AT 54)
2.4.1: Travel	20,000	20,000	-		-	-	20,000													-				
					-	-	-													-				
2.4.2: Meetings & workshops	140,000	140,000	5,035	47	(438.70)	4,643	135,357													-				
					-	-	-													-				

Activity 2.5: Assistance to P-ACP to comply with WCPFC Conservation Management Measures (CMMs) and to implement checklist identified priorities	95,000	177,000	-	10,482	-	10,482	166,518		32,000				
2.5.1: Travel	40,000	40,000		10,312	-	10,312	29,688		-				
Travel costs associated with support for WCPFC CMMs compliance and implementation checklist					-	-	-		-				No international travel envisioned for Y4
2.5.2: Meetings & workshops	5,000	47,000		170	-	170	46,830		2,000				
National CMMs familiarisation workshops arrangement costs					-	-	-		2,000	FFA	REG		Y4 costs are inclusive of logistical costs associated with virtual meetings (i.e., internet services, venue and communications systems hire etc)
2.5.3: Consultants	50,000	90,000			-	-	90,000		30,000				
Consultant services to support national WCPFC CMM checklist work									30,000	FFA	REG		Costs associated with engaging consultant services to support national WCPFC CMM checklist work.
Activity 2.6: Building the capacity and engagement of the regional tuna industry association	335,000	335,000	37,434	30,245	-	67,679	267,321		55,000				
2.6.1: Travel	20,000	20,000	1,293	13,357	-	14,650	5,350		-				
Travel costs associated with FFA-PITIA Service Contract implementation and monitoring.					-	-	-		-				No international travel envisioned in Y4
2.6.2: Meetings & workshops	90,000	90,000	8,388	64	-	8,452	81,548		5,000				
PITIA AGM arrangement costs					-	-	-		5,000	FFA, PITIA	REG		Y4 costs are inclusive of logistical costs associated with virtual meeting arrangements (i.e., internet services, venue and communications systems hire etc) for a PITIA AGM in Y4
2.6.3: Consultants	225,000	225,000	27,753	16,824	-	44,577	180,423		50,000				
Consultant services to review PITIA functionality									25,000	FFA	REG		Costs associated with engaging consultant services to review PITIA functionality
FFA-PITIA MoA (Service Contract)					-	-	-		25,000	FFA, PITIA	REG		Costs associated with providing support for governance and the PITIA work programme through a service contract with a payment schedule that reflects delivery of agreed outputs. The service contract with PITIA is to ensure representation of industry in regional and international meetings, assist in the process for identifying companies for project support, etc
Activity 2.7: Pilot projects and technical assistance for small and medium enterprises in the sector	753,000	753,000	14,464	34,335	50,310	99,109	653,891		75,000				
2.7.1: Travel	20,000	20,000	-	5,851	1,215.00	7,066	12,934		-				
Travel costs associated with support for fishing private sector activities					-	-	-		-				No international travel envisioned in Y4
2.7.2: Meetings & workshops	260,000	260,000	14,464	-	-	14,464	245,536		30,000				
FFA PEUMP HR & GESI workshop arrangement costs					-	-	-		15,000	FFA	REG		Y4 costs are inclusive of logistical costs associated with virtual meeting arrangements (i.e., internet services, venue and communications systems hire etc) for the FFA PEUMP HR & GESI workshop
FFA Members national Industry consultations costs					-	-	-		10,000	FFA	REG		Y4 costs are inclusive of logistical costs associated with virtual meetings (i.e., internet services, venue and communications systems hire etc)
Industry participation at international seafood expos					-	-	-		5,000	FFA	REG		Y4 costs are inclusive of logistical costs associated with virtual meeting arrangements (i.e., registration,internet services etc) that enable FFA member country fishing industry representatives to participate in virtual international seafood expos
2.7.3: Consultants	373,000	373,000	-	11,686	49,095.22	60,781	312,219		45,000				
Consultant services to support FFA PEUMP HR &GESI workshop					-	-	-		20,000	FFA	REG		Costs associated with engaging consultant services to support the FFA PEUMP HR &GESI workshop in Y4
Consultant services to support national fishing industry association initiatives									25,000	FFA	REG		Costs associated with engaging consultant services to support national fishing industry association initiatives
2.7.4: Equipment	100,000	100,000	-	16,798	-	16,798	83,202		-				
Costs associated with procuring equipment to support fishing industry initiatives					-	-	-		-				No equipment procurement envisioned in Y4
Activity 2.8 Communications and visibility- KRAs 2 and 4	119,500	179,500	6,737	25,902	5,213	37,852	141,648		20,000				
2.8.1: Travel		20,000	3,551	632	-	4,183	15,817		-				
Travel costs associated with FFA PEUMP KRAs communications and visibility activities.					-	-	-		-				No international travel envisioned in Y4
2.8.2: Meetings & workshops	40,000	60,000	1,447	14,981	-	16,428	43,572		-				
Media training workshops on reporting fisheries issues					-	-	-		-				No training workshops envisions in Y4
Fisheries communications workshops					-	-	-		-				No communications workshops envisions in Y4
2.8.3: Consultants	40,000	40,000	-	2,363	5,213.00	7,576	32,424		20,000				
Consultant services to support FFA PEUMP communications work					-	-	-		20,000	FFA	REG		Costs associated with engaging consultant services to support FFA PEUMP communications work
2.8.4: Equipment	20,000	20,000	1,739	7,926	-	9,665	10,335		-				
					-	-	-		-				
2.8.5: Other	19,500	39,500	-	-	-	-	39,500		-				
Production of FFA PEUMP printed materials					-	-	-		-				No materials planned for production in Y4
					-	-	-		-				

KRA 3- SPC - Coastal Fisheries Sustainable management of fisheries and ecosystems through scientific info, legal advice, empowerment of coastal communities	11,517,120	11,789,541	655,972.04	1,036,059.98	1,347,987.79	3,040,020	8,749,521	Jul	Aug	Sep	Oct	Nov	Dec	Jan	Feb	Mar	Apr	May	Jun	2,289,305				-	
1. PROJECT OFFICE COSTS	3,596,000	3,596,000	417,736.98	666,146.48	591,905.42	1,675,789	1,920,211													634,400				-	
1.1) Staff cost	3,188,000	3,188,000	410,360.630	638,349.10	538,692.68	1,587,402	1,600,598													592,950				-	
MANAGEMENT	620,000	620,000	88,762.780	111,300	64,305.33	264,368	355,632													100,250				-	
KRA3.1.1 Deputy Director FAME (Coastal Fisheries)	82,000	82,000	7,634.560	15,281	14,575.10	37,490	44,510													15,100					
KRA3.1.2 Finance Officer - PEUMP Programme	360,000	360,000	49,403.460	48,620	-	98,023	261,977													42,750					This position is budgeted for 6 month for year 4 only. The recruitment time is considered
KRA3.1.3 Project Assistant - PEUMP Programme	178,000	178,000	31,724.760	47,399	49,730.23	128,854	49,146													42,400					
TECHNICAL	2,568,000	2,568,000	321,597.850	527,049	474,387.35	1,323,034	1,244,966													492,700					
KRA3.1.4 Coastal Fisheries Scientist (Invertebrates)	515,000	515,000	58,072.010	104,594	96,151.36	258,817	256,183													99,200					
KRA3.1.5 Cosatal Fisheries Social Scientist	520,000	520,000	90,980.170	100,541	80,600.25	272,122	247,878													87,200					
KRA3.1.6 Senior Coastal Fisheries Scientist	99,000	99,000	14,728.690	19,756	17,842.27	52,327	46,673													19,300					
KRA3.1.7 Coastal Fisheries Information Technology Officer / Trainer	435,000	435,000	51,587.380	114,197	93,634.77	259,419	175,581													104,000					
KRA3.1.8 Coastal Fisheries Information and Database Manager																									
	99,000	99,000	16,982.960	19,275	18,507.21	54,765	44,235													19,400					
KRA3.1.9 Community-Based Fisheries Management Officer	476,000	476,000	40,295.960	85,897	85,217.47	211,410	264,590													82,700					
KRA3.1.10 Coastal Fisheries Science and Management Adviser	99,000	99,000	15,633.530	22,115	23,179.72	60,928	38,072													21,500					
KRA3.1.11 Coastal and Community Fisheries Information and Outreach Officer	325,000	325,000	33,317.150	60,675	59,254.30	153,246	171,754													59,400					
1.2) Travel and subsistence	82,601	82,601	4,422.740	4,851	-	9,273	73,328													-					
1.2.1 Travel costs for support and oversight staff	82,601	82,601	4,422.740	4,851	-	9,273	73,328																		
1.3) Office cost	325,399	325,399	2,953.610	22,947	53,212.74	79,113	246,286													41,450					
1.3.1 Office rent incl. Energy, water security and insurance SPC NOUMEA	110,869	110,869	324.820	395	545.16	1,265	109,604													550					
1.3.2 Office and IT equipment	190,530	190,530	1,470.180	20,602	52,120.22	74,192	116,338													40,000					
1.3.3 Consumables and supplies	16,000	16,000	1,094.530	1,755	463.22	3,313	12,687													650					
1.3.4 Project office Telecommunication	8,000	8,000	64.080	194	84.14	343	7,657													250					
2. ACTIVITY COSTS	7,921,120	8,193,541	238,235.060	369,914	756,082.37	1,364,231	6,829,310													1,654,905					
Activity 3.1: Surveys of commercially important invertebrates	783,500	783,500	72,690.090	54,604	13,579.85	140,874	642,626													235,000					
3.1.1: Technical assistance including travel and fieldwork costs	195,500	195,500	28,138.570	14,763	50.28	42,952	152,548													61,000					
A. Development of online training modules to introduce field survey techniques to Pacific ACP fisheries staff. * This is the development component and related to implementation 3.1.1B of the online training modules.					-	0	0														SPC	Regional			The work platform has changed for at least the next twelve months due COVID-19 travel restrictions. The nature of the work requires hands-on training at Noumea SPC headquarters, which cannot be delivered at this time; However, training modules will be developed so that PACP countries can continue to develop capacity in invertebrate fishery stock assessment data management and analysis. Costs associated with field surveys and attachment training and attachment training for data analysis and management will be used to fund an online teaching and learning consultant to inform module development for an anticipated period of up to 20 days at €500 per day, totalling €10,000. 1 x SPC (PEUMP) staff for 35 days; 2 x SPC non-PEUMP staff for 35 days; 1 x Pacific Island Professional (PEUMP staff) for 35 days.
B. Capacity building - training to conduct fishery-dependent surveys of commercially important invertebrates to inform management using e-tools and training modules. * This is the teaching and feedback component that will be used to guide development of the modules outlined 3.1.1A																				20,000.00	SPC	Regional			This component would usually have occurred in Noumea but due to COVID travel restrictions this work area changed. This activity will inform the development and implementation of the virtual training modules developed in 3.1.2. This component will remotely engage fisheries staff and partners in data management and analysis techniques but with the view that when travel restrictions are lifted training will resume in Noumea and modules developed in 3.1.1A will be used as supplementary training opportunities for Pacific-ACP fisheries staff. Relates to 3.1.1A and 3.1.2 Costs: Internal travel for fisheries staff in Pacific-ACP countries, perdiems, equipment, and stipends for interns from USP or fisheries staff from benefiting countries. For Equipment (Scientific) 3.1.5 - tablets. This expenditure is to facilitate remote learning and training; 1 x SPC staff required (PEUMP) for 35 days. 1 x Pacific Is Fisheries Professional (PEUMP) 35 days. Will also include 1 other staff from SPC for 20 days. NB cost projection for Year 4 is dependent on whether budget can be disbursed in benefiting country under PEUMP and SPC procurment/finance policies

Surveys, data analysis and reporting for commercially important invertebrates (coconut crab)																			3,000.00	SPC/USP	Fiji		Carry out training of fisheries staff and partners (USP) on data collection using fishery survey methods used to inform management on quotas and harvestable stock densities of coconut crab. However COVID-19 has restricted travel so assistance to Fiji fisheries will be by providing remote advice and training in the development of a coconut crab long term monitoring program. Ongoing discussion with Fiji fisheries to push back in country assistance and training to Q4 Year 3 (June 2021) [assumes travel to Fiji possible in Q4 Year 3]. 1 x SPC staff required (PEUMP) for 25 days. 1 x Pacific Is Professional (PEUMP) 15 days. Will also include 1 other staff from SPC for 3 days for support, peer review. Also relates to 3.1.2 attachment "Preparation and implementation of training for up to two attachments to SPC Noumea from Fiji fisheries for two weeks in year 5"
Fishery-independent surveys, data analysis and reporting for commercially important invertebrates includes one of data analysis, data interpretation, reporting for capacity building of fisheries staff (e.g. sea cucumber fishery)					-	0	0												30,000	SPC/USP	Up to 4 countries (e.g. Solomon Islands, Fiji, FSM, Vanuatu) or upon request from member countries		Invertebrate survey work to collect data on wild stock of invertebrate fisheries species but, to-date, travel restrictions have been in place. To achieve this objective we will hold workshops which will include in-water training at one location in various sea cucumber or other key invertebrate habitats. Relates 3.1.2 attachment "Preparation and implementation of training for up to three attachments to SPC Noumea from member country fisheries management authorities/agencies/departments for two weeks". Obviously this requires borders to be open. COSTS - includes all travel and fieldwork costs STAFF 1 x SPC staff required (PEUMP) for 28 days. 1 x Pacific Is Professional 28 days. Will also include 1 other staff from SPC for 5 days for support, peer review. Two fisheries staff (6 total) to attend workshops. *This activity makes up core work under KRA3.1 so the activity has also been budgeted for year 5 and 6.
Method optimisation and testing of Remote Operated Vehicle for invertebrate surveys. * Also includes work in year 5 and year 6 when travel to Melanesian countries where CITES listed species (eg. Holothuria fuscogilva are exported to deploy ROV and collect population information in deep water refugia.					-	0	0												8,000	SPC	Regional		Methods to assess invertebrate stock usually occur in shallow-water accessible by divers or snorkellers. However, invertebrate species are currently harvested in deepwater in some countries, yet little is known of their distribution and abundance in these areas. This study aims to integrate a new survey method using a Remote Operated Vehicle (ROV) with the existing survey methods conducted by divers. Obtaining data on deepwater invertebrates will broaden our understanding of the distribution and abundance of commercially important invertebrates and highlight areas of refugia, which can be used to better manage these resources. Due to travel restrictions the optimising and testing of the ROV was undertaken at SPC HQ/New Caledonia waters. The remaining study will be carried out in year four within New Caledonian waters. Further studies in P-ACP countries will occur in years 5 and 6 when travel restrictions are lifted
Ongoing technical support and training of fisheries staff to undertake specialised surveys for sea cucumber sea ranching assessments. Includes analysis, interpretation and reporting for sea cucumber sea ranching viability assessment. **This is a separate set of training skills to generalised sea cucumber surveys *** This is deferred until travel can resume so budgeted in year 5					-	0	0														Tonga		Ongoing technical support for the implementation of surveys and training of Tonga fisheries staff to determine the viability of sea ranching of hatchery reared juvenile sea cucumbers, including the viability of re-stocking local Special Management Areas (SMA's). Due to COVID-19, travel to Tonga has been postponed. A date is yet to be determined for a follow-up on sea ranch monitoring and training. Ongoing virtual meetings will be carried out with key Tonga fisheries staff. Costs: Internal travel, perdiems, equipment. This expenditure was to facilitate in country learning and training; 1 x SPC staff required (PEUMP) for 10 days. Will also include 1 other staff from SPC for 2 days for support, peer review.
In country surveys/capacity building for fisheries staff and local partners to conduct assessments of wild sea cucumber resources across Kiribati. Includes analysis, interpretation and reporting for sea cucumber, habitat surveys for Kiribati Ministry of Fisheries. Includes capacity building of attached Kiribati fisheries staff *** This project is deferred until travel can resume so budgeted in year 5					-	0	0													SPC	Kiribati		Assumes travel to Kiribati possible in Q1 Year 5. Kiribati requested invertebrate survey work to collect data on wild stock of invertebrate fisheries species but to-date travel restrictions have been in place. To achieve this objective we will hold a workshop which includes in-water training at one location in various sea cucumber habitats. Relates to 3.1.1B and 3.1.2 attachment "Preparation and implementation of training for up to three attachments to SPC Noumea from Kiribati fisheries for two weeks". COSTS - includes all travel and fieldwork costs STAFF 1 x SPC staff required (PEUMP) for 28 days. 1 x Pacific Is Professional 28 days. Will also include 1 other staff from SPC for 5 days for support, peer review. Two fisheries staff (6 total) to attend workshop held in Abemama.
In country fishery dependent and independent surveys/capacity building for fisheries staff and local partners to conduct assessments of wild giant clam and lobster resources across Kiribati. Includes analysis, interpretation and reporting to Kiribati Ministry of Fisheries. This project is part of a larger collaboration with Ifremer and IRD. *** This project is deferred until travel can resume so budgeted in year 5					-	0	0													SPC	Kiribati		This project aims to model the dynamics of the giant clam fishery. Work will include mapping fishing effort on giant clams using local knowledge and fishery depednet data from surveys. Using maps of fishing effort, data available on giant clam density, larvae dispersal kernel from collaborators, and knowledge on giant clam biology will be used in a spatially explicit and size-structured population-dynamics model that will include temperature-dependant life traits of the species. Using the population dynamics model projections of displaced stocks and fishing effort will be simulated under various spatial and non-spatial management scenarios (area closure, traditional rotative harvest strategies, TAC, minimum size for catch, and restocking). This task will allow distinguishing management strategies that will be most influential in maintaining sustainable harvesting so that populations may resist pressures under various climate change scenarios. Planning will begin in Year 4 and in country activities will continue in years 5 and 6. Activities will include in country data collection, data analysis and reporting
3.1.2: Capacity development through attachments to SPC including travel	48,000	48,000	-	11,767	514.25	12,281	35,719												30,000.00				
Development of an online training module to introduce data management and analysis techniques to at least 8 Pacific ACP fisheries staff.					-	0	0												30,000.00				Hands-on training and learning at SPC headquarters cannot be delivered at this time due to COVID. Online training modules developed in 3.1.1 and virtual training for fishery-dependent surveys will be used for Fisheries staff but with the view that when travel restrictions are lifted training will resume in Noumea and these modules will be used as supplementary training opportunities for PICT fisheries staff. Online training modules will include introductory data analysis techniques. Relates to 3.1.1 Budget has been deferred to years 5, 6 and 7. 1 x SPC staff required (PEUMP) for 15 days. 1 x Pacific Is Fisheries Professional (PEUMP) 5 days. Up to 4 staff from Kiribati fisheries to attend as attachments for 15 days. Attachments in Q3 from Kiribati and FSM will now overlap.

3.1.3: Regional or sub regional workshops and annual steering committee meeting	330,000	330,000	23,788.700	2,659	-	26,448	303,553												100,000.00				
Regional workshop on the status of sea cucumbers and management structures and an update of the status of commercial fisheries across the Pacific-ACP countries.					-														80,000.00				Due to COVID-19 travel restrictions planning in (December 2019) and implementation (Q1 Year 3) has been pushed back for 18 months. The workshop to review to update our current knowledge of sea cucumber stocks and management strategies across the Pacific in partnership with experts in the field (e.g. Dr R Gillet). Workshop will be held in November 2021 with writeup and reporting in march april 2022. 2 x SPC staff required (PEUMP) for 40 days; 1 x Pacific Is Professional 30 days. Will also include 2 other staff from SPC for 15 days for support, peer review. PEUMP to fund 80,000 EUR for relevant PACP countries. Workshop may be co-financed (up to 15,000 EURO) with the Pacific Islands Regional Oceanscape Program (PROP) (Costs for participants from Melanesian Spearhead Countries Fiji, PNG, Solomon Islands, Vanuatu and other PROP participating countries (Federated States of Micronesia, Marshal Islands and Tuvalu).
Regional workshop on the implementaion of CITES provisions of Appendix II listed species for trade in invertebrate species.					-														20,000.00				Regional workshop on the implementaion of CITES provisions of Appendix II listed species for trade in invertebrate species. * The first stages of this project was completed under the budget of KRA5 managed by SPREP in collaboration with SPC PEUMP KRA3.1 providing expertise and guidance; The next stage is to roll-out further workshops and training to countries to deal with the current and new listing of species on Appendix I and II of CITES. PACP countries will have the oppurtunity to refine existing NDFs or develop new NDF as required.
					-	0	0																
3.1.4: Research and consultants	115,000	115,000	0	496	1,209.22	1,705	113,295												30,000.00				
Analysis of genetics for population connectivity of key invertebrates species across selected Pacific-ACP countries *This will be initiated in year 6 as part of the no cost extension to work activites					-	0	0																This ongoing project will be restarted once travel restrictions are lifted and genetics samples can be collected. The project that will continue for the duration of the PEUMP program to improve the scientific understanding of genetic and population connectivity of harvested species from various PACP countries. Genetics studies provide unprecedented insights into the degree of connectivity that exists between populations of organisms. High degrees of connectivity increases resilience of populations while the reverse is true when connectivity is low. Management of stocks with low connectivity is therefore inherently more critical. Science outcomes will be to develop a short report and highlight the potential for recovery of depleted stocks from less impacted areas. Report and management implications will be shared with management agencies within country to develop strategies aimed at improving recovery outcomes of depleted populations. 1 x SPC staff required (PEUMP) for 15 days. 1 x SPC staff for 10 days for peer review and support.
Development of an online training module to introduce data management and analysis techniques to Pacific ACP fisheries staff.					-	0	0												10,000.00				The work platform has changed for at least the next twelve months due COVID-19 travel restrictions. The nature of the work requires hands-on training at Noumea SPC headquarters, which cannot be delivered at this time; However, training modules will be developed so that PACP countries can continue to develop capacity in invertebrate fishery stock assessment data management and analysis. Costs associated with field surveys and attachment training and attachment training for data analysis and management will be used to fund an online teaching and learning consultant to inform module development for an anticipated period of up to 20 days at €500 per day, totalling €10,000. 1 x SPC (PEUMP) staff for 35 days; 2 x SPC non-PEUMP staff for 35 days; 1 x Pacific Island Professional (PEUMP staff) for 35 days.
Development of an online module to assist member countries develop non-detriment-findings for trade in Appendix II listed species under the Convention on International Trade in Endangered Species (CITES) and analysis techniques to Pacific ACP fisheries staff.																			20,000.00				This is to assist countries deal with the current and new listing of species on Appendix I and II of CITES. PACP countries will have the oppurtunity to refine existing NDFs or develop new NDF as required.
Analysis of life history characteristics for key invertebrates species across selected Pacific-ACP countries *This will be initiated in year 5 to 7 as part of the no cost extension to work activites					-		0																This is to be implemented in years 5 to 7
3.1.5: Equipment (scientific)	95,000	95,000	20,763	24,920	11,806.10	57,489	37,511												14,000.00				
Diving equipment purchase, maintenance and replacement					-	0													1,000.00				Replacement and repair of damaged dive gear; including yearly safety services for three sets of dive gear, which include regulator, buoyancy control device, mask, snorkel, fins, wetsuits and dive computer in each, PLB safety device
Handheld Global Positioning System (GPS) units used for geo-locating specific sites of interest during commercially important fisheries surveys; it is envisage that tablets, scales, photo-frames and consumables will be purchased to facilitate e-tool data collection and participation in online learning and training; The items will be delivered to country fisheries agencies as part of training and capacity building					-	0													10,000.00				Purchases will continue as part of our current and future field operations and online learning programs. Fisheries from PACP countries require this equipment for following Pacific Community invertebrate monitoring methods accurately. Tablets will be used for online learning activities and used with the suite of e-tools for data collection. Units will be donated on a needs by needs basis.
Survey consumables (ropes, transect, datasheets, underwater slates etc) to be transferred to country fisheries agencies after survey training)					-	0													1,000.00				Due to COVID-19 purchases were halted; however these will continue as part of our preparation for future field operations. Fisheries from PACP countries require this equipment to carry out survey work following Pacific Community invertebrate monitoring methods accurately, this material will be transferred on a needs-by-needs basis to countries so that they can continue with the survey work after training has occurred. Two bulk purchases to occur in December and March.
Contingency repairs or replacements for the ROV unit for deep water key fishery species surveys (e.g. Rare sea cucumbers)					-	0													2,000.00				The marine underwater Remote Operated Vehicle is a fragile paice of equipent, which when deployed, is exposed to harsh underwater environemts. These conditons regulary damage equipment, including fr example seals, cabling, and electronic connectors. This is to cover any unforeseen costs associated with such circumstances.

Activity 3.2: Socio- economic surveys of coastal communities		373,500	373,500	19,345.33	18,349	2,466.60	40,161	333,339											20,000.00			
3.2.1: Technical assistance including travel and fieldwork costs		175,500	175,500	19,345	18,349	-	37,694	137,806											-			
Fisheries socio-economic assessments and monitoring tools						-											Kiribati, PNG, Samoa, MRI, regional	Socio-economic assessments are fundamental to complement the collection of fisheries data, to assess the importance and value of the resources for local communities, help understand and support management efforts and help identify key challenges. Kiribati has relied on support from SPC and other organisations working in the region to conduct socio-economic assessments in some communities. They are interested in updating their tools to evaluate emergent indicators. They have also requested support to increase their capacity to analyse the data beyond descriptive statistics (see 3.2.4). Work in PNG was planned to follow up a landing and socio-economic survey conducted in 2017. However, the moratorium on the sea cucumber fishery and bêche-de-mer trade was not lifted, due to low population levels, so this activity will be in stand-by until the fishery reopens and if PNG still considers it a priority. MRI and Samoa have also requested further support to improve their socio-economic skills. Most of the budget for Y4 in relation to this activity will be allocated to consultants, due to the ongoing travelling restrictions.				
Support for the upscaling of Community-Based Fisheries Management through the development, implementation and analysis of socio-economic assessments and monitoring processes.						-											Tonga, PNG, MRI, Kiribati, regional	Support to KRAs working on CEAFM, to design, implement and analyse socio-economic studies, including, but not limited to Tonga, PNG and possibly MRI and Kiribati.				
Alternative livelihoods assessments for fishing communities						-											Cook Islands, regional	As some fisheries resources continue to decline in some localities, due to a variety of factors, it is important to develop alternative livelihoods related and unrelated to fisheries; these can include tourism, value-add processes, aquaculture, agriculture, handicrafts, etc. The assessment of viable alternative livelihoods requires liaising with other organisations that work outside the fisheries sector, or that can assist providing training, for example for business development and financial literacy. Most of the budget for Y4 in relation to this activity will be allocated to consultants, due to the ongoing travelling restrictions.				
Value-chain analyses with a gender perspective						-												VCA's are becoming increasingly important to identify weaknesses and strenghts in the commercialisation of fisheries and alternative livelihoods, to understand the role played by different members of the community and provide targeted support to maximise benefits for the community. This activity is the result of the Gender and Fisheries Literature Review. A common activity that was identified from the review which could be developed as a specific cross-PICs activity is to have VCAs conducted on small-scale tuna catches and to identify supplementary livelihood opportunities, in particular, value-added processes for smoking, salting, drying, canning, loining and jerky products. Other options will be considered, but most of the work is to be undertaken by a consultant.				
Gender and Fisheries Assessments/ Strategy development						-											SI, MRI, Kiribati	10,000 This activity is led by GSI/HBRA (see KRA 3.10 and KRA 0.2.1). Social science support to the development of gender and fisheries assessments.				
Gender and Rights-based Approaches training						-											SI, Fiji, regional	This activity is led by GSI/HBRA (see KRA 3.10 and KRA 0.2.1). Social science support to the development of trainings on gender and rights-based approaches. Most of the budget for Y4 in relation to this activity will be allocated to consultants, due to the ongoing travelling restrictions.				
						-																
						-																
3.2.2: Capacity development through attachments to SPC (including travel), country visits or virtually		48,000	48,000	0		-	0	48,000											10,000.00			
Capacity development on socio-economic methods (tool design, implementation, analysis and interpretation)						-	0	0									Kiribati, PNG, Samoa, MRI, regional	One of the weaknesses identified by some countries in the region is the statistical analysis of the data they collect through socio-economic surveys. Two online workshops, one focused on quantitative information and the other on qualitative information, will be designed with the requesting countries in mind, but will be open to other interested countries and key partners.				
Capacity development on value-chain analysis/livelihood assessments						-	0	0									TBD	Specific support can be provided to countries and communities that identify this as a priority. Countries to be determined.				
3.2.3: Regional or sub regional workshops		90,000	90,000	0		-	0	90,000											-			
Regional workshop on livelihood assessment and value-chain analysis as tools to improve development opportunities and food security in fishing communities in the Pacific						-	0	0									consultant	regional	As VCAs are becoming increasingly important, there is a need to conduct a workshop to provide training on how to conduct VCAs to ensure GESI and HRbA are considered. This is planned for Y6, to make the most of the consultant's work on this topic.			
						-	0	0														
						-	0	0														
3.2.4: Research and consultants		60,000	60,000	0		2,466.60	2,467	57,533											10,000.00			
Fisheries socio-economic assessments and monitoring tools support						-	0											See 3.2.1				
Consultancy alternative livelihoods assessments for fishing communities/Value chain analysis																		See 3.2.1				
Gender and Fisheries Assessments						-	0											See 3.2.1				
Activity 3.3: Coastal fisheries data collection and national database development including trials of new technology		596,000	596,000	20,907.24	14,690	10,844.11	46,441	549,559											34,000.00			
3.3.1: Technical assistance including travel and fieldwork costs		133,000	133,000	12,361.26	11,995	-	24,356	108,644											5,000.00			
Assistance to countries on using QGIS and analysing geolocated data						-											SPC	Tonga, Solomon Is, regional	Following previous courses on QGIS, several countries (Tonga, Solomon Is) have requested further training and assistance on using QGIS to plot spatial data. This assistance and training is provided on demand through video conferencing			
Virtual training on web and tablet applications for socio-economic, market & landing surveys and extension of the modules & reporting based on country requests																	SPC	Fiji, Samoa, Tonga, Vanuatu, Regional	Fiji, Samoa, Tonga & Vanuatu are using either the market or landing survey module.			
Support to countries for the development & analysis of ad-hod surveys																	SPC	Regional	Support was provided to Tonga for the development of a tablet application for the SMA & Landlocked sites socio-economic survey. It is expected other countries will ask for similar support for other ad-hoc surveys			
Redevelopment of the underwater survey database (fishes & invertebrates) as a web database and migration of legacy data																	SPC	Fiji, regional	All staff time: Currently underwater survey DB is hosted on country servers, which are sometimes hard to maintain remotely. Fiji in particularly could benefit from a migration of the existing DB to a web solution			
Import of legacy socio-economic data in online database & training of country staff on the use of the module																	SPC	Kiribati, regional	All staff time: This will benefit primarily to Kiribati. The module will also be extended to incorporate other questions as provided by socio-economist			
Development of a portal for Community-Based Fisheries Management (CBFM) communities and practitioners																	SPC	Regional	All staff time: Regional. This is linked to KRA 3.9.2 - CBFM portal			
Development of a tablet/web application for sea cucumber identification (wet & dry) for fisheries & enforcement officers																	SPC	Regional	All staff time: Regional. This is linked to KRA 3.1 - Sea cucumber management			
Continuing development of AI models for the recognition and identification of corals, sea cucumbers and fishes on pictures and videos																	SPC	Regional	All staff time: Regional. This is linked to KRA 3.1 - Market/landing surveys and sea cucumber stock assessment surveys using a ROV			
Migration of Cook Islands marine water quality database as a web/tablet database																	SPC	Cook Islands	All staff time: Specific request from Cook Islands to facilitate for data entry and analysis from remote islands			
Travel to provide assistance to country						-											SPC					
3.3.2: Capacity development through attachments to SPC including travel		48,000	48,000	7,760.52		25.14	7,786	40,214											-			
Short term attachments on survey data analysis & GIS						-	0	0									SPC		Short term attachments will likely resume on Year 5			
3.3.3: Regional or sub regional workshops		60,000	60,000	0.00		-	0	60,000											-			
Preparation and input into Regional Technical Meeting on Coastal Fisheries and Aquaculture						-																
Regional workshop on data analysis																						
3.3.4: Data storage and consultancy services		245,000	245,000	0.00		506.35	506	244,494											14,000.00			
Outsourced software development, dependent on specific country database development needs						-											SPC					
Purchase of cloud storage for long time backup of country data																						
3.3.5: Equipment		110,000	110,000	785	2,695	10,312.62	13,793	96,207											15,000.00			
Software licence renewal						-													Software development environment (Visual Studio), Team Viewer for remote support of servers & in-country computers			
Computer equipment purchase						-																
						-																

Activity 3.4: Support and mentoring for the CEAfM at national and local level	811,000	811,000	16,834.79	71,871	54,786.64	143,492	667,508		235,000.00				
3.4.1: Technical assistance including travel and fieldwork costs	133,000	133,000	12,712.46	21,974	-	34,686	98,314		30,000.00				
CBFM scaling-up training (update this one to roll-over to YR 5-7)									20,000.00	SPC, LMMA	NR, KI, TV	20,000	Conduct CBFM scaling up facilitation training. This activity is in response to a need a identified during the regional and subregional CBFM scaling-up workshop. 3 propose countries identified. Cost to include in-country venue hire, meals and accomodation (for outer island officers to attend in-country venue), etc. Training will be rolled-out after the completion of consultancy activity under row 144 and the activity will continue as an in-country training to YR 5&7. Countries identified are yet to be confirmed.
Assit countries in developing community-based plans									-	SPC LMMA	SI	-	No activity cost as assistance will be provided virtually, only time.
Assit countries in developing and implementing national or subnational community-based scaling-up strategy					-	0	0		0				This activity includes staff time only. Year 4 there is no cost
Developing new community information sheets					-	0	0		0				- This activity includes staff time only. Year 4 there is no cost
Developing regional CBFM web portal					-	0	0		0				-
Provide technical assistance to the PEUMP-LMMA component					-	0	0		0				0 No activity cost for YR4, only staff time. Travel and staff time in YR 5&7 if travel permits.
Community CBFM training					-	0	0		10,000.00		SI	10,000	Activity to be implemented with the MFAT project MCS Specialist. Activity will continue to YR 4 and 5
Provide CBFM technical assistance to member countries					-	0	0						0
3.4.2: Capacity development through attachments to SPC including travel	48,000	48,000	0	0	-	0	48,000		-				
2 weeks attachement for identified countries					-	0	0					Provide	2 weeks attachment for 2 personnel to develop of finalise national CBFM documents/materials. This activity is deferred to to YR 5-7 due to COVID travel restrctions in YR 4
					-	0	0					#REF!	
					-	0	0					#REF!	
3.4.3: Regional or sub regional workshops (roadmap meetings)	160,000	160,000	3,956.33	28,194	30,266.21	62,417	97,583		30,000.00				
Preparation and input into Regional Technical Meeting on Coastal Fisheries and Aquaculture 3 and the CBFM dialogue session.					-	0	0				Regional	0	This activity includes staff time only. Year 4 there is no cost
Preparation and input into Heads of Fisheries 13.					-	0	0				Regional	0	This activity includes staff time only. Year 4 there is no cost
Regional CBFM meeting on CBFM scaling up theory of change					-	0	0		30,000.00	PC, LMMA, UoV	Regional	30000	Cost of virtual subregional/regional workshop. Target participants are CBFM officers in-country at national, sub-national and NGOs and CSOs
Subregional and regional CBFM lessons-learned workshop					-	0	0					0	This activity will be implemented in YR 6. It will be a CBFM regional workshop that will inform the review of the regional CBFM scaling-up framework and start developing a regional framework that will replace the current framework to guide regional CBFM approach in the next 5-10 years.
3.4.4: Research, consultancies, publications, CEAfM adaptation work and annual audits on LMMA expenditure	420,000	420,000	0	10,394	23,852.24	34,246	385,754		160,000.00				
Consultancy work for the development of CBFM upscaling modules/course					-	0	0		30,000.00	SPC, LMMA	Regional	30,000.00	Cost of consultancy work to conduct capacity needs assessment. The Framework for Action will guide the scope of the assesment. Based on the result of the assessment the consultant will then develop the CBFM scaling up training outline/module. The training will then be tested and rolled-out by SPC and LMMA through-out the rest of the project life.
Consultancy work for CBFM scaling up theory of change workshop					-	0	0		10,000.00	SPC	Regional	10,000.00	Cost of consultancy work to plan, facilitate and docment the workshop outcomes
Consultancy work for development of new information sheets					-	0	0		15,000.00	SPC, LMMA	Regional	15000.00	Cost of consultancy to develop new information sheets including printing & shipment cost
Printing and shipment of the CBFM scaling up framework									5,000.00	SPC	Regional	5,000.00	Cost includes printing and shiping cost of the CBFM scaling up Framework. Depending on country needs, this activity will continue in YR 4 and 5.
Consultancy work for development of CBFM scaling up strategy									30,000.00	SPC	TO, NR, TUV	30,000.00	Cost of consultancy to draft country scaling up stategy including printing and cost. Countries identified are yet to be confirmed.
Consultancy work for the CBFM web portal content									20,000.00	SPC	Regional	20,000.00	Cost of consultancy to gather country static CBFM infomation for the CBFM web portal
Printing and shipment of nearshore fishing manual									10,000.00				Cost of printing and shipping the manual to needy countries. Depending on country needs, this activity may continue in YR 4.
CBFM adaptation work in country									40,000.00	SPC	WS, RMI, TUV		Cost to cover identified CBF adaptation project
Consultancy work to review the Framework for Action													Cost of consultancy work to lead the mid-term review of the Framework for Action. This activity is for YR 5 as that is the set date of the review. YR 7 is for the development of the new 5 or 10 yrs regional CBFM strategic plan
					-	0	0					#REF!	
3.4.5: Equipment (for CEAfM adaptation activities)	50,000	50,000	166.00	11,310	668.19	12,144	37,856		15,000.00				
Small-scale livelihoods activities					-				15,000.00	SPC	WS/NR/Sol	#REF!	Cost to include small-scale livelihoods/food security project in selected countries and to assit communities on COVID-19 recovery. Activities will be implemented at community level.
					-							#REF!	
					-							#REF!	

Activity 3.5: CEAFM management and coordination with NGOs	943,400	943,400	23,675.40	68,684	125,684.90	218,044	725,356		139,610.00				
3.5.1: Technical assistance including staff costs, travel and fieldwork costs	612,000	612,000	0	60,105	121,257.93	181,362	430,638		138,110.00				
LMMA Project Coordinator contractor project managing and providing technical input to KRAs 3.5, 3.6, 3.7 and collaboration with KRA3.4					-	0	0		65,000.00	LMMA	REG		Coordination implies close monitoring of LMMA-PEUMP partner activities under compnents 3.6 and 3.7, liasing with SPC on all cotract management under 3.5, 3.6 and 3.7. Technical collaboration is also sought with SPC components 3.4 and 3.8 especially on scaling-up community-based fisheries management. The coordinator also ensure close involvement of the LMMA Network Support Team as well as day-to-day coordination of the LMMA Network.
LMMA Project Assitant Coordinator contractor project leading the Monitoring and Evaluation of KRAs 3.6, 3.7.					-	0	0		30,000.00	LMMA	REG		The Assistant Coordinator is responsible for the development and implementation of community-based fisheries management scaling surveys, the close monitoring of the LMMA-PEUMP logframe indicators. She will also lead the follow-up surveys on the impact of covid-19 on coastal communities and undertake a study on the impact of LMMAs. She is closely monitoring the implementation of 3.6 and 3.7 in Fiji, taking part to meetings and fieldwork. She is assisting with the coordination of the LMMA Network, disseminating information and updating website and other social networks.
Support to the development of a management plan in Otong Java - Solomon Islands by the LMMA Advisers					-	0	0		4,560	LMMA	SI	4,560	Joint support provided to Solomon Island MFMR by SPC and LMMA to manage the beche-de-mer fisheries in Otong Java, Malaita Outer Islands
Support to the development and implementation of CBFM upscaling courses by the LMMA Advisers					-	0	0		8,550	LMMA	REG		Collaboration with SPC KRA 3.4 to develop a specific course on scaling-up CBFM for government and civil society tobe implemented in Year 4 and 5. LMMA Adviser(s) will be contracted to assist with course development and teachings.
Implementation of scaling surveys in PNG					-	0	0		30,000.00	LMMA	PNG	30,000.00	Implementation of the PEUMP-LMMA Network learning strategy to measure the impacts of the PEUMP activities. Surevys developed in partnership with SPC.
Travel to countries for LMMA Coordinator					-	0	0						Travels to Fiji to liaise with the LMMA Network Support Team and the Assistant Coordinator, to PNG, Solomon Islands and Vanuatu to monitor the implementation of activities and provide technical assistance as needed to project partners from component 3.6 and 3.7. Travels to facilitate national and regional capacity building workshops towards the end of the project (Year 6). Participation to regional/international conferences to share the PEULP activities, outcomes and lessons learnt.
Travel to countries for LMMA Assistant Coordinator					-	0	0						Travel to PNG, SI and Vanuatu to oversee the implementation of the scaling surveys and to participate in national and regional trainings organized from Year 6. Attendance to regional conferences to promote the work undertaken through PEUMP as needed.
LMMA Adviser support to partner and coordination team													Contract between SPC and LMMA for the LMMA Advisers to provide assistance to the LMMA coordination team as needed.
LMMA Adviser travels													Travel to PNG, Fiji, Vanuatu and SI for monitoring visits as needed, to facilitate national and regional training from Year 6 and to attend regional/international conferences to promote the work undertaken under PEUMP.
End-of project scaling surveys													Surveys to measure the impact of the project, to be compared against the baseline surveys in PNG, Fiji, SI and Vanuatu.
Covid-19 follow-up surveys													Surveys undertaken in 2020 to be renewed to measure the impacts of covid-19 on coastal communities on a longer term.
3.5.2: Capacity development /sub regional and national trainings	200,000	200,000	0	-	0	0	200,000		-				
Regional learning workshop with partners					-	0	0						Lessons-learnt workshop to be organized with PEUMP partners included in the LMMA-PEUMP learning strategy.
National trainings													Lessons-learnt workshop to be organized in each country with national stakeholders. The theme will be on scaling-up community-based fisheries management.
3.5.3: Regional and sub regional workshops and meetings	100,000	100,000	0	-	0	0	100,000		-				
LMMA network conference	100,000	100,000		-	0	0	100,000						Conference initially planned at the end of 2020, then at the end of 2021, now postponed to Year 6. It will gather community members, civil society organization and fisheries officers from across the region to share their experience on community-based fisheries management with a focus on scaling up.
					-	0	0						
3.5.4: Research, consultancy services, and communications. Communication costs for the two LMMA staff	20,400	20,400	23,675	4,326	4,275.60	32,277	-11,877		1,500.00				
					-	0	0		1,500.00	LMMA			Costs include internet, zoom and other software sich as Adobe and Microsoft Office as well as printing supplies for the Coordinator and the Assistant
3.5.5: Equipment Laptops for coordinator and assistant coordinator	11,000	11,000	0	4,253	151.37	4,405	6,595		-				Equipment refresh
Activity 3.6: CEAFM activities at sub-national and community level.	1,735,000	1,735,000	0	0	312,234.41	312,234	1,422,766		462,184.00				
3.6.1: Technical assistance including staff costs, travel and fieldwork costs	430,000	430,000	0		77,985.20	77,985	352,015		115,425.00				
Assistance to New Ireland Province(NIP) Fisheries office and Local-Level Government to develop and implement annual workplans and a communication strategy					-	0	0		21,687.50	Wildlife Conservation Society (WCS)	PNG	21,687.50	Assistance to New Ireland Province(NIP) Fisheries office and Local-Level Government to develop and implement annual workplans and a communication strategy
Assistance provided to the Vanuatu Fisheries Department to support the growth of the division and restructuring processes					-	0	0		10,843.75	Wan SmolBag (WSB)	VUT	10,843.75	Assistance provided to the Vanuatu Fisheries Department to support the growth of the division and restructuring processes
Assitance to the coordination of the Vanua-Tai community network in Vanuatu					-	0	0		10,843.75	WSB	VUT	10,843.75	Assitance to the coordination of the Vanua-Tai community network in Vanuatu
Assistance provided to Malaita Province Fisheries Officers and community networks					-	0	0		21,687.50	WorldFish Center (WFC)	SI	21,687.50	Development of community coastal fisheries summaries and trend report and presentation to stakeholder
Assistance provided to Fiji Ministry of Fisheries Extension Officers and Yaubula Management Support Team									30,362.50	Conservation International (CI)	FJ	30,362.50	Assistance provided to Fiji Ministry of Fisheries Extension Officers and Yaubula Management Support Team to develop district scale management plans
Additional CBFM scaling-up activities implemented in additional provinces/countries through Expression of interest, Requests for Proposals and service contracts									20,000.00				Request for Expression of Interest was advertized in June 21 but received no submission. As SPC is developing a grant capacity, it was agreed that a call for grant would better adress the funding needs of local fisheries management stakeholders. New ToRs will be developed and published early 2022.
Continuation of CBFM activities implemented by WCS in PNG with no-cost extension													Assistance to New Ireland Province(NIP) Fisheries office and Local-Level Government to develop and implement annual workplan
Continuation of CBFM activities implemented by WBS in VUT with no-cost extension													Assitance to the coordination of the Vanua-Tai community network in Vanuatu
Continuation of CBFM activities implemented by CI in FJ with no-cost extension													Assistance provided to Fiji Ministry of Fisheries Extension Officers and Yaubula Management Support Team
Continuation of CBFM activities implemented by WFC in SI with no-cost extension													Development of community coastal fisheries summaries and trend report and presentation to stakeholder

[illegible]

[illegible]

Activity 3.7: Communication activities and production and dissemination of information and materials for communities.	1,722,600	1,722,600	0	0	159,970.84	159,971	1,562,629		289,263.01				
3.7.1: Technical assistance, staff costs including travel and fieldwork costs	628,000	628,000	0	0	-	0	628,000		165,325.01				
Project Director					-	0	0		14,871.91	cChange	REG	33,782.76	The Director of cChange oversees the development and implementation of information strategies and their implementation in Fiji, PNG, SI and Vanuatu. He leads the development of all information tools produced under this component. He manages the contracts of all the staff involved as well as reporting to LMMA and SPC. He is responsible for the development of the LMMA communication strategy.
Project Coordinator									34,207.00	cChange	REG	64,207.00	The project Coordinator, Naomi Edwards manages the day-to-day activities of the information country coordinators, she participates in the design of the tools and communication of activities on social media. She leads the monitoring and evaluation of the activities on the ground and assists LMMA coordination team for communication aspects such as the management of the LMMA website.
Graphic Designer									12,347.50	cChange	REG	12,347.50	The graphic designer is in charge of designing the information tools such as posters and community facilitation toolkits
Videographer									12,347.50	cChange	REG	12,347.50	The videographer films videos such as community champions videos and additional videos as needed across the 4 countries. He also provide guidance for filming to the information coordinator in each country.
National information coordinator lead the implementation of the provincial information strategy (PNG)									24,695.00	cChange	PNG	24,695.00	The information coordinator assists with the development and/or implementation of the national information strategies. He coordinate the work with the partners of component 3.6 in the country as well as with fisheries department. He organizes information dissemination events such as radio broadcast and help the development of radio drama, podcast depending the need identified in each country. He assists with data collection for monitoring and evaluation purposes.
National information coordinator lead the implementation of the national information strategy (SI)									18,274.30	cChange	SI	18,274.30	
National information coordinator lead the implementation of the national information strategy (FJ)									10,865.80	cChange	FJ	10,865.80	
National information coordinator lead the implementation of the national information strategy (VUT)										cChange			
International travel (REG)										cChange	REG		Travel for monitoring visits by project director and coordinator from Australia to PNG, SI, Fiji and Vanuatu.
Local travel (FJ)									7,184.00	cChange	FJ	7,184.00	Travel for activity implementation by national information coordinator within Fiji
Local travel (PNG)									5,388.00	cChange	PNG	5,388.00	Travel for activity implementation by national information coordinator within PNG
Local travel (SI)									5,388.00	cChange	SI	5,388.00	Travel for activity implementation by national information coordinator within SI
Local travel (VUT)										cChange	VUT		Travel for activity implementation by national information coordinator within Vanuatu
Equipment (FJ)									898.00	cChange	FJ	898.00	Computer for national information coordinator
Office costs (FJ)									4,490.00	cChange	FJ	4,490.00	Office rent and communication costs for the national information coordinator
Equipment (PNG)									2,694.00	cChange	PNG	2,694.00	Computer and office furniture for national information coordinator
Office costs (PNG)									4,490.00	cChange	PNG	4,490.00	Office rent and communication costs for the national information coordinator
Equipment (SI)									2,694.00	cChange	SI	2,694.00	Computer for national information coordinator
Office costs (SI)									4,490.00	cChange	SI	4,490.00	Office rent and communication costs for the national information coordinator
Equipment (VUT)										cChange	VUT		Computer for national information coordinator
Office costs (VUT)										cChange	VUT		Office rent and communication costs for the national information coordinator
National information coordinator lead the implementation of the national information strategy and associated costs in a 5th country					-	0	0						National information coordinator to develop and implement the national information strategy, assist with the production of information tools as needed + computer, office furniture, rent and communication costs.
3.7.2: Capacity development	150,000	150,000	0	0	-	0	150,000		59,268.00				
Launch partner toolkit on CBFM, toolkit training and distribution (FJ)					-	0	0		19,756.00	cChange	FJ	19,756.00	Toolkit on CBFM are meant to be distributed to communities to enhance their capacity to self manage their resources. Although they have similarities in the 4 countries, they are also tailored to the specific needs of communities of a particular countries. In Fiji, there are more tools on size limits as specific work has been done in the past year on this topic.
Launch full lite-touch toolkit, training and distribution (SI)									19,756.00	cChange	SI	19,756.00	
Launch full lite-touch toolkit, training and distribution (PNG)									19,756.00	cChange	PNG	19,756.00	
Launch full lite-touch toolkit, training and distribution (VUT)										cChange	VUT		
PICC/CBFM scaling-up Course					-	0	0						The Pacific Island Community-based Conservation Course aims at building the capacity of both government and civil society in community-based management. It has historically been organized by USP and developed as a partnership between USP and LMMA with contributions from SPC, SPREP and NGOS based in Fiji such as WWF and WCS. The last session was organized in 2016 and discussion have been initiated with USP and SPC to organize a session under PEUMP. LMMA is also collaborating with SPC KRA3.4 on developing a CBFM scaling-up course so depending how the collaboration with USP and SPC progresses, those funds will be allocated to a PICC Course or to the CBFM scaling-up course.
3.7.3: Workshops and meeting	415,000	415,000	0	0	-	0	415,000		42,220.00				
Campaign launch and partner meetings (SI)					-	0	0		7,190.00	cChange	SI	7,184.00	Communication on the campaign in the local media, launching event with officials. Organization of regular meetings with national partners including training workshops.
Information strategy workshops (SI)									8,980.00	cChange	SI	8,980.00	Workshops gathering stakeholders involved in fisheries management such as fisheries departments and NGOs to discuss priority issues, previous experience in disseminating information, most popular information media, messages...
Information strategy workshops (PNG)									8,980.00	cChange	PNG	8,980.00	
Campaign launch and partner meetings (PNG)									7,190.00	cChange	PNG	7,184.00	Communication on the campaign in the local media, launching event with officials. Organization of regular meetings with national partners including training workshops.
Partner meetings (FJ)									5,390.00	cChange	FJ	5,388.00	Regular meeting to coordinate with partners the dissemination of tools, their contribution to media events such as radio shows as well as to get their feedback on tools development.
Campaign implementation workshop (FJ)									4,490.00	cChange	FJ	4,490.00	Workshop to present the information campaign to stakeholders, messages, timeline and activities to be implemented.
Partner meetings (VUT)										cChange	VUT		Regular meeting to coordinate with partners the dissemination of tools, their contribution to media events such as radio shows as well as to get their feedback on tools development.
Campaign implementation workshop (VUT)					-	0	0			cChange	VUT		Workshop to present the information campaign to stakeholders, messages, timeline and activities to be implemented.

3.7.4: Research, consultancy, production of information and dissemination.	529,600	529,600	0	0	159,970.84	159,971	369,629												22,450.00				
Radio show, news media, champion stories, social media, pledge drive events, partner outreach (FJ)					-														4,490.00	cChange	SI	4,490.00	Radio show, news media, champion stories, social media, pledge drive events, partner outreach
Undertake national baseline survey (FJ)					-														-	cChange	PNG	-	Undertake national baseline survey to assess information level among communities and measure the impact of the information activities.
Radio show, news media, champion stories, social media, pledge drive events, partner outreach (SI)					-														8,980.00	cChange		8,980.00	Radio show, news media, champion stories, social media, pledge drive events, partner outreach (SI)
Undertake national baseline survey (SI)					-														-	cChange	FJ	-	Undertake national baseline survey to assess information level among communities and measure the impact of the information activities.
Radio show, news media, champion stories, social media, pledge drive events, partner outreach (PNG)					-														8,980.00	cChange	FJ	8,980.00	Radio show, news media, champion stories, social media, pledge drive events, partner outreach (PNG)
Undertake provincial baseline survey (PNG)					-														-	cChange	SI	-	Undertake national baseline survey to assess information level among communities and measure the impact of the information activities.
Develop a national information strategy (VUT)																			-	cChange	SI	-	The information strategy aims at developing campaign theme, messages and tools to adress fisheries priority issues and equip communities with information to help them better manage their resources.
Radio show, news media, champion stories, social media, pledge drive events, partner outreach (VUT)																				cChange	PNG		Radio show, news media, champion stories, social media, pledge drive events, partner outreach (VUT)
National information strategy and implementation in a 5th country																				cChange	PNG		The information strategy aims at developing campaign theme, identify key messages and tools to be developed to adress fisheries priority issues and equip communities with information to help them better manage their resources.
Development of additional information tools and distribution																			-	cChange	VUT	-	Based on needs and request from additional countries, information tools such as videos, radio drama, posters will be developed to assist the work of governments of NGOs across the region.
Development of web contents for the LMMA website																				cChange	VUT		Development of web contents for the LMMA website such as story maps or videos to improve the visibility of communities managing their resources across the region.
Activity 3.8: Capacity development through long-term attachments for national fisheries and NGO staff	464,000	464,000	44,265.01	75,915	36,150.92	156,331	307,669												78,847.68				
3.8.1: Technical assistance including travel and fieldwork costs	104,000	104,000	11,956.27	7,307	-	19,263	84,737												2,447.68				
Pacific Island Fisheries Professional country mission planning and field work to Fiji for invertebrate field survey. Includes capacity building and training of local fisheries staff in the collection of related field data. [not completed due to COVID restrictions]					-	0	0												2,447.68				Remote assistance will be provided to MOF staff with support from SPC PEUMP staff, assuming that Fiji lockdown ens in early 2021 (Q3 and Q4 Year 4).
Collaborate with Coastal Fisheries Programme management and policy staff in developing fisheries policies, strategies, management plan (PIFP capacity building)					-	0	0																
In collaboration with the FAME Fisheries Information Unit and other components of the PEUMP programme, assists with developing materials such as training manuals, pamphlets, guidelines awareness and other educational information.					-	0	0																
3.8.2: Capacity development through 4 x 12 month attachments to SPC, all based in Noumea	360,000	360,000	32,308.74	68,608	36,150.92	137,067	222,933												76,400.00				
Current PIFP (Science) (Year 4: PIFP contract for 5/7/2021 to 4/7/2022)					-														75,400.00				The current PIFP (Science), Priya RACHNA, is from Fiji and her contract is from 5 Jul 2021 to 4 Jul 2022. She is based in NOU. Due to the expectation that COVID-related travel restrictions will continue to the end of Year 4 (Jun 2022), all her activities will be desk-based. There may be some opportunities to have on-the-job field training within New Caledonia (any internal travel costs are covered by a different project budget).
Recruitment process for the Pacific Islands Fisheries Professionals for Year 5 (in May-Jun 2022) and Year 6 (in Apr-Jun 2023)					-														1,000.00				Recruitment for the Year 5 PIFP (Science) will start in April 2022, so that the successful candidate can start in July 2022.
Activity 3.9: Outreach activities including adaptation with communities.	402,000	402,000	6,305.07	65,801	40,364.10	112,470	289,530												61,000.00				
3.9.1: Technical assistance including travel and fieldwork costs	102,000	102,000	6,088.87	9,833	-	15,922	86,078												-				
Country trips to assess needs for developing outreach materials					-	0	0																Assumption: no country trip in year 4 but country trips in year 5 and 6.
3.9.2: Research, consultancies, publications, dissemination and outreach	300,000	300,000	216.20	55,968	40,364.10	96,548	203,452												61,000.00				
Awareness and pedagogical series of videos for the region					-														1,000	SPC	REG		Fishers' tales season 02: promotion of the series of videos through several channels. Production of a booth to promote the videos.
CBFM Guides					-														0	SPC	REG		Printing and distribution to the CBFM guides (already paid). Collaboration with WordFish
Training videos					-														5,000	SPC	REG		Finalization of the series of training videos on nearshore fishing methods, in collaboration with MFAT. Production of a video on sea cucumbers and beche de mer identification, in collaboration with PROTEGE.
Regional CBFM web portal and modules					-														5,000	SPC	REG		Web design and project design for the CBFM portal and online course linked with the CBFM online course. Collaboration with MFAT
Web ap with rules and regulations																			0	SPC	REG		Collaboration with GEM on a tide app with information on fhing rules and regulation
Production of information tools for Federated States of Micronesia					-														10,000	SPC	FSM		Printing/shipping of the tools in local languages and launch of the campaign.
Production of information tools for Cook Islands					-														20,000	SPC	Cook Islands		Production of an information toolkit for data collection programmes, production of information sheets in local languages.
Production of information tools for Kiribati					-														2,000	SPC	Kiribati		Production of the local version of the handbook and awareness tools in collaboration with MFAT
Production of information tools for Nauru					-														-	SPC	Nauru		Finalization of the Information toolkit of FADs; adaptation of the toolkit with other countries, in collaboration with FAO and MFAT. Production of species poster, in collaboration with MFAT.
Production of information tools for Tuvalu					-														2,000	SPC	Tuvalu		Distribution of the information tools and production of videos in local languages
Production of information tools for RMI					-														2,000	SPC	RMI		Depending on the updated requests: production of information tools to raise awareness on sustainable fishing practices.
Production of information tools for Vanuatu					-														10,000	SPC	Vanuatu		Printing and shipping of information tools. Design and production of an information toolkit on ciguatera.
Production of information tools for other countries					-														4,000	SPC	REG		Depending on the updated requests: production of information tools to raise awareness on sustainable fishing practices.
					-																		
Production of an awareness strategy for a country					-															SPC			
Information tools					-															SPC			
Short term training attachments					-															SPC			

Activity 3.10: Gender-based and rights-based trainings, national gender stocktakes.	90,120	90,120	34,212.13	0	-	34,212	55,908											10,000.00						
3.10.1: Research, studies, consultancies on gender and human rights issues.	90,120	90,120	34,212.13		-	34,212	55,908											10,000.00						
Integrating GSI analysis into socio-economic studies and additional follow-up training needs on GSI/HRBA					-	0													Tonga, regional	Cross-cutting activity to all work under 3.2.1				
Gender and Fisheries assessments																			RMI, Kiribati	See 3.2.1 and Activity 0.2 for details				
Gender mainstreaming strategy and training needs																			SI	See 3.2.1 and Activity 0.2 for details				
Activity 3.11:Development of tools and systems to combat IUU fishing activities in coastal waters		272,421	0.00	0	-	0	272,421													90,000.00				
3.11.1: Consultants - study or research available technological systems and solutions		80,000			-	0	80,000													50,000.00				
Consultant to investigate emerging technologies and suitabilities																			[TBD]	SB & REG	50000	Olsen Consulting has been chosen as the preferred supplier and a contract is being drawn up for them to undertake this work. It is expected to be completed by February 2022 and will provide guidance and some direction of the next phase of the work being undertaken in KRA 3. The cost of the consultancy will be approximately Euro30-35k, depending on the level of equipment and support cost details supplied. We will not know this until the consultation starts and technology suppliers have been contacted.		
Detailed consultancy of specific technologies																				50,000.00				
3.11.2: Equipment - trial and assessment of equipment to enhance MCS in coastal fisheries and aquaculture		120,000			-	0	120,000													40,000.00				
Trial #1 of preferred technology in Arnavons MPA, SB																			CSIRO & FFA	SB	40000	Initial discussions have commenced with CSIRO, TNC and Solomon Islands MFMR to undertake trials of hydrophones and miniature cameras in the waters of the Arnavons Marine Park to detect IUU activity, particularly in relation to harvesting of Beche de mer (BDM). This activity will commence in late 2021 and continue into the first half of 2022. Estimated costs are unknown although will include approximately Euro70k for data analysis for the hydrophone recordings.		
Trial #2 of preferred technology in Niue																				40,000.00				
Trial #2 of preferred technology in [Tuvalu or Samoa]					-																			
3.11.3 Capacity development of coastal fisheries MCS officers		47,421			-	0	47,421													-				
Virtual training and capacity building workshops and in-country practical inspections (4 workshops)					-																			
3.11.4 Travel		20,000			-	0	20,000													-				
To targeted countries once travel resumes					-																			
3.11.5 Development and production of awareness materials		5,000			-	0	5,000													-				
Reports and guide books for MCS technology																								
KRA 4 - FFA - Ocenic Fisheries - Control of IUU	3,940,000	3,806,397	109,673	315,826	307,916.31	733,415	3,072,982	Jul	Aug	Sep	Oct	Nov	Dec	Jan	Feb	Mar	Apr	May	Jun	565,000.00				
1. PROJECT OFFICE COSTS	773,250	812,068	19,262	131,747	134,549.67	285,559	526,509													140,000.00				
1.1) Staff Cost	500,000	735,200	16,757	127,639	134,549.67	278,946	456,254													135,000.00				
TECHNICAL	500,000	735,200	16,757	127,639	134,549.67	278,946	456,254													135,000.00				
KRA4.1.1 Monitoring Control and Surveillance (MCS) Adviser - Based at FFA HQ in Honiara	500,000	500,000	16,757	127,639	134,549.67	278,946	221,054													135,000.00	Salary related cost for MCS Adviser for Y4			
1.1.2 PEUMP R&D Adviser		235,200			-		235,200													-	This role will not be recruited (refer Addendum 32 request descption - cell AT13)			
1.2) Travel and subsistence	20,000	50,000	-	3,939	-	3,939	46,061													-				
Travel for project office	20,000	50,000	-	3,939	-	3,939	46,061													-	No project office-related travel envisioned in Y4			
1.3) Office costs	253,250	26,868	2,505	169	-	2,674	24,194													5,000				
1.3.1 Office support - apportionment method per staff member	245,250	18,868	-	-	-	-	18,868													3,000	Costs associated with office support for KRA 4 staff based at FFA HQ			
1.3.2 Office and IT equipment	8,000	8,000	2,505	169	-	2,674	5,326													2,000	Office and IT equipment costs for FFA HQ-based KRA 4 staff			
2. ACTIVITY COSTS	3,166,750	2,994,329	90,411	184,079	173,366.64	447,857	2,546,472											425,000						
Activity 4.1: Support for the review of national legislation in line with international principles as well as the implementation of IUU national plans of action	50,000	150,000	1,819	3,232	8,260.89	13,312	136,688											20,000						
4.1.1: Travel	20,000	70,000	1,819	3,232	-	5,051	64,949											-						
FFA/Project staff travel					-	-														-	No international travel envisioned in Y4			
4.1.2: Consultants	30,000	80,000	-		8,260.89	8,261	71,739											20,000						
Review of national legislation and implementation of IUU-NPOA					-	-	-													20,000	FFA	REG	Costs associated with consultancy services to support IUU-NPOA development, review, and legislation review.	
4.1.3: Other					-	-	-													-				
					-	-	-																	
Activity 4.2: National follow-up of suspected IUU incidents and assistance with prosecutions and sanctions	290,000	290,000	-	29,376	(602.18)	28,774	261,226											35,000						
4.2.1: Travel	80,000	80,000	-	29,376	(602.18)	28,774	51,226											-						
					-	-	-														No international travel envisioned in Y4			
4.2.2: Meetings & workshops	210,000	210,000	-		-	-	210,000											10,000						
Training workshops/meetings					-	-	-													10,000	FFA	REG	Costs associated with organising and facilitating a regional prosecutors training (including participants' In-country travel and DSAs)	
4.2.3 Consultancy					-	-	-													25,000				
Consultancy services to support IUU incidences work					-	-	-													25,000	FFA	SLB, RMI	12,500 per country	Costs associated with engaging consultant services to work to review past IUU case files, and development of lessons learned from such cases.

Activity 4.3: Trials of new technology to assist national and regional Monitoring, Control and Surveillance (MCS) efforts	815,000	815,000	52,920	50,625	39,414.52	142,960	672,040		70,000				
4.3.1: Travel	40,000	40,000	8,774	6,790	2,781.90	18,346	21,654		-				
					36,632.62	36,633	(36,633)						No international travel envisioned in Y4
4.3.2: Consultants	175,000	175,000	44,146	25,773	36,632.62	106,552	68,448		50,000				
Consultant services to support trials of new technology work					-	0	0		50,000	FFA	REG		Costs associated with engaging technical/expert services to support activities relating to trials of new technology
4.3.3: Equipment	300,000	300,000	-	15,758	-	15,758	284,242		20,000				
Procurement of equipment for trials of new technology					-	-	-		20,000	FFA	REG		Costs associated with purchase of equipment for trials of new technology based on requests/proposals received.
4.3.4: Other	300,000	300,000		2,304	-	2,304	297,696		-				
Purchase of high resolution radar-sat or high-flying drone imagery in support of FFA regional surveillance exercises					-	-	-		-				Costs associated with prucement of hi-res radar-sat images in support of FFA regional surveillance activities
Activity 4.4: Technical assistance with catch documentation systems, electronic monitoring and electronic reporting	736,000	736,000	4,092	30,381	-	34,473	701,527		135,000				
4.4.1: Travel	80,000	80,000	-	6,123	-	6,123	73,877		10,000				
Travel to support eCDS, ER and EM work					-	-	-		10,000	FFA	SLB, PNG		Costs associated with domestic travel for remotely-posted personnel for activities relating to ER & EM,
4.4.2: Meetings & workshops	220,000	220,000	4,092	21,053	-	25,145	194,855		25,000				
Trainings/workshops arrangements					-	-	-		10,000	FFA	REG		Costs are inclusive of logistical costs associated with virtual meeting arrangements (i.e., internet services, venue and communications systems hire etc) .
Regional Data Analysis training workshop arrangements (virtual)					-	-	-		15,000	FFA	REG		Costs are inclusive of logistical costs associated with virtual meeting arrangements (i.e., internet services, venue and communications systems hire etc) for the planned regional training workshop for MCS data analysis.
4.4.3: Consultants	200,000	200,000	-	3,205	-	3,205	196,795		50,000				
Consultant services to support eCDS, ER, and EM work					-	-	-		50,000	FFA	REG		Costs associated with engaging consultant services to support activities relating to CDS, EM, and ER.
4.4.4: Equipment	236,000	236,000	-		-	-	236,000		50,000				
Procurement of equipment to support eCDS, EM and ER work					-	-	-		40,000	FFA	FJI, PNG, SLB		Costs associated with purchase of equipment to support eCDS, EM and ER work
Procurement of subscriptions/ software services to support eCDS, EM and ER work					-	-	-		10,000	FFA	FJI, SLB		Costs associated with subscriptions/software systems to support eCDS, EM and ER work
Activity 4.5: International outreach and advocacy on IUU and control of high seas fisheries	400,000	400,000	31,580	24,036	-	55,616	344,384		150,000				
4.5.1: Service Contract- WWF	400,000	400,000	31,580	24,036	-	55,616	344,384		150,000				
Service contract with WWF					-	-	-		150,000	A, WWF Paci	REG		Costs associated with the FFA PEUMP-WWF Pacific service contract to support WWF Pacific Programme IUU advocacy activities, including support for ENHANCING AWARENESS OF IUU ISSUES // II. SUPPORT ADVOCACY ON IUU AT WCPFC // III. SUPPORTING CONDITIONS FOR ECO-LABELLING.
Activity 4.6: Capacity building and training of MCS officers with emphasis on the enforcement of port state controls and coastal fisheries regulations.	600,000	600,000	-	43,190	126,293.41	169,483	430,517		15,000				
4.6.1: Meetings & workshops	400,000	400,000	-	5,585	111,324.76	116,910	283,090		-				
Trainings/workshops arrangements					14,968.65	14,969							The Cert IV Fisheries Enforcement and Compliance certificate - for which this funding allocation is earmarked - will not be held in Y4.
4.6.2: Consultants	200,000	200,000		37,605	14,968.65	52,574	147,426		15,000				
Consultant services to support capacity building and training needs of MCS officers					-	-			15,000	FFA	REG		Costs associated with engaging consultant services to carry out a review of the Cert IV Fisheries Enforcement and Compliance course content in Y4
4.6.3: Other					-	-	-		-				
					-	-							
					-	-							
Activity 4.7: Development of tools and systems to combat IUU fishing activities into coastal waters.	275,750	3,329	-	3,239	-	3,239	90		-				
4.7.1: Travel	20,000	3,329	-	3,239	-	3,239	90		-				
Coastal MCS tools and systems planning with SPC					-	-	-						
4.7.2: Consultants	100,000	-	-		-	-	-		-				
Consultancy services engagement for prioritisation of Coastal MCS needs					-	-	-						
4.7.3: Equipment	100,000	-	-		-	-	-		-				
Niue Ocean-wide Project					-	-	-						
4.7.4: Other	55,750	-	-		-	-	-		-				
Development and production of awareness materials					-	-	-						

KRA 5 - SPREP - Coastal and marine biodiversity and conservation - By catch and Integrated Ecosystem Management (BIEM) Sustainable utilisation of coastal and marine biodiversity through MSP, increased resilience and rehabilitation measures	6,163,030	6,163,030	307,679	687,092	976,164.78	1,970,935	4,192,095	Jul	Aug	Sep	Oct	Nov	Dec	Jan	Feb	Mar	Apr	May	Jun	1,874,655.38			219,993	
1. PROJECT OFFICE COSTS	1,540,030	1,450,030	54,638	140,908	194,621.87	390,168	1,059,862													219,992.58	SPREP	Regional	219,993	
1.1) Staff Cost	1,118,030	1,178,030	38,265	117,938	174,947.81	331,150	846,880													177,948.04				
MANAGEMENT	1,010,030	1,010,030	35,345	114,084	152,820.53	302,249	707,781													152,820.57				
KRA5.1.1 Project Manager	610,000	610,000	35,103	99,930	129,596.01	264,629	345,371													129,596.16				
KRA5.1.2 BIEM Project Administration and Finance Officer	400,030	400,030	242	14,154	23,224.52	37,621	362,409													23,224.41				
TECHNICAL	108,000	168,000	2,920	3,854	22,127.28	28,901	139,099													25,127.47				
KRA5.1.3 Threatened and Migratory Species Advisor	54,000	54,000	1,951	2,743	-	4,694	49,306													2,000.00				
KRA5.1.4 Coastal and Marine Advisor	54,000	54,000	969	0	-	969	53,031													1,000.00				
Turtle Database and Conservation Officer (TDCO)		60,000		1,111	22,127.28	23,239	36,761													22,127.47				
1.2) Travel and subsistence	338,000	188,000	16,304	17,158	1,315.32	34,777	153,223													10,000.00				
1.2.1 Travel : Administrative travel costs	338,000	188,000	16,304	17,158	1,315.32	34,777	153,223													10,000.00				This travel budget will be dedicated to in-country ridge to reef activities to be conducted in Fiji and Vanuatu.
1.3) Office costs	84,000	84,000	69	5,812	18,358.74	24,240	59,760													32,044.54				
1.3.1 Office costs	-	-	69	307	17,693.29	18,070	-18,070													26,955.92				
1.3.2 Office supplies and IT equipment SPREP, Apia	55,000	55,000	-	5,363	-	5,363	49,637													250.00				
1.3.3 Consumables and supplies	11,000	11,000	-	142	90.81	233	10,767													200.00				
1.3.4 Project office Communications	18,000	18,000	-		574.64	575	17,425													4,638.62				
2. ACTIVITY COSTS	4,623,000	4,713,000	253,041	546,184	781,542.91	1,580,768	3,132,232													1,654,663				
Activity 5.0.1: KRA 5 management, coordination and integration.	88,000	88,000	1,551	26,390	14,112.22	42,053	45,947													4,200.00				
5.0.1.1: Regional, sub regional and national workshops and meetings	80,000	80,000	1,551	26,390	12,470.04	40,411	39,589													4,200.00	SPREP	Regional	4,200	
Vanuatu BIEM Steering Group meetings					-															2,000		Vanuatu	2,000.00	The delivery of KRA5 will require meetings with Government officials, CSO/NGO partners and community groups throughout the year.
Fiji BIEM Steering Group meetings					-															2,000		Fiji	2,000.00	The delivery of KRA5 will require meetings with Government officials, CSO/NGO partners and community groups throughout the year.
Country specific by-catch and species conservation virtual meetings					-															200		Fiji, PNG, Solomon Islands, Tonga, Vanuatu	200.00	The delivery of KRA5 will require meetings with Government officials, CSO/NGO partners and community groups throughout the year.
BIEM Initiative wrap up and MEL meeting (face to face)					-																			The delivery of KRA5 will require meetings with Government officials, CSO/NGO partners and community groups throughout the year.
					-																			
5.0.1.2: Equipment and communication materials	8,000	8,000	-		1,642.18	1,642	6,358													-				
Computer equipment and software for BIEM coordinator & support staff					-																			
Telecommunications & internet costs					-																			
Activity 5.0.2: Communications and visibility for KRA 5	205,000	205,000	-	24,838	28,662.82	53,501	151,499													81,651.80				
5.0.2.1: Research and consultants, communications and visibility	205,000	205,000	-	24,838	28,662.82	53,501	151,499													81,651.80	SPREP	Regional	81,652	
Regional:					11,708.20	1,246														50,452.80				
Footprints in the Sand: Regional on-call communications and visibility expert					11,570.99	1,246														40,452.80		Regional	40,452.80	Expert support to develop webpages, press and social media releases and promotional materials.
Activities 5.4 - 5.8: Publication & distribution of by-catch mitigation, species conservation and CITES related reports, awareness and educational materials					137.21															5,000.00		Regional	5,000.00	Fact sheets, Id guides, fisher and community awareness materials produced as described and budgeted for under 5.4 and 5.8 will be supplemented with funds as required from 5.0.2
BIEM Initiative film: individual shorts + collated film					-															5,000.00			5,000.00	SPREP plan to pull together a film promoting BIEM Initiative work. This will be composed of individual shorts developed to capture the benefits of individual activities edited together to produce a single output.
Vanuatu:					1,815.98															28,699.00				
Savvy Vanuatu: Vanuatu on-call communications and visibility expert					1,815.98															-		Vanuatu	22,699.00	Vanuatu specific expert support to develop webpages, press and social media releases and promotional materials.
Activities 5.2 - 5.3: Publication & distribution of ridge to reef promotional, awareness raising and educational materials					-															5,000.00		Vanuatu	5,000.00	Banners, posters, stationary etc
Activities 5.2 - 5.3: Publication & distribution of baseline survey reports and management plan					-															1,000.00		Vanuatu	1,000.00	Budget to cover publication of the BI/ORAP, ESRAM and ESVOA reports and the management plans for the 5 ridge to reef focal sites in Vanuatu and Fiji.
Activities 5.2 - 5.3: Publication & distribution of Final reports and MEL outcomes					-																			Budget to cover the development and publication of Final reports about the work conducted in the or the 5 ridge to reef focal sites and the MEL Reports for Vanuatu and Fiji.
Fiji:					-															2,500.00				
Activities 5.2 - 5.3: Publication & distribution of ridge to reef promotional, awareness raising and educational materials					-															2,500.00		Fiji	2,500.00	Banners, posters, stationary etc
Activities 5.2 - 5.3: Publication & distribution of baseline survey reports and management plan					-																	Fiji		Budget to cover publication of the BI/ORAP, ESRAM and ESVOA reports and the management plans for the 5 ridge to reef focal sites in Vanuatu and Fiji.
Activities 5.2 - 5.3: Publication & distribution of Final report and MEL outcomes					-																			Budget to cover the development and publication of Final reports about the work conducted in the or the 5 ridge to reef focal sites and the MEL Reports for Vanuatu and Fiji.

Activity 5.1: Support for marine spatial planning in at least two countries	952,000	952,000	225,000	290,337	301,133.28	816,470	135,530												150,000.00				
5.1.1: Technical assistance including travel and fieldwork costs	560,000	560,000	225,000	290,000	301,133.28	816,133	-256,133												100,000.00				
Solomon Islands: Support to Ocean 12 Technical Working Group					-														40,159		Solmon Is	40,159	Provision, by IUCN staff, of technical support to development of the foundation stones of MSP
Finalisation of draft maps of no-take areas including other zones for SI by IUCN					-														7,118.93				Finalisation of draft maps of no-take areas including other zones for SI by IUCN
Review of draft map with MSP core team and Ocean12 technical committee					-														6,700				Review of draft map with MSP core team and Ocean12 technical committee
National write shop to finalise draft maps					-														6,072				National write shop to finalise draft maps
Support for marine compliance optimisation project					-														5,611				Requesting for re-allocation of travel budget line to support compliance optimisation project
Support for final round of national public consultations/trainings					-														5,444				Support for final round of national public consultations/trainings
Revision of the MSP narrative/plan for Solomon Islands					-														6,281				Revision of the MSP narrative/plan for Solomon Islands
Support Government endorsement of map through Ocean12 Committee					-														2,931				Provision, by IUCN staff, of technical support to development of the foundation stones of MSP
Fiji: Support to Marine Working Group and Fisheries MPA Technical Committee					-														59,841		Fiji	59,841	
Continues refinement of the draft map of no-take areas offshore for Fiji					-														6,700.17				The Consultation Strategy for inshore and offshore waters will be finalised with the 'Task Force' setup to develop the strategy for Fiji.
Review of draft map with MPA tech/PAC					-														7,203				Review of draft map with MPA tech/PAC
Finalise Fiji's Consultation Strategy (inshore/offshore)					-														7,119				Finalise Fiji's Consultation Strategy (inshore/offshore)
Map out consultations implementation process					-														-				Map out consultations implementation process
National expert workshop to finalise offshore draft MPA network					-														6,281				National expert workshop to finalise offshore draft MPA network
Support Cabinet endorsement of offshore MPA map for public consultations					-														12,563				Support Cabinet endorsement of offshore MPA map for public consultations
Support for national public consultations on offshore MSP map					-														10,050				IUCN will support the MPA Technical Committee plan the offshore consultation exercise and the Protected Area Committee and Marine Working Group for the inshore consultations exercise.
Revision of final offshore MPA map for Fiji					-														5,737				Revision of final offshore MPA map for Fiji
Support Government endorsement of offshore map through MPATC/MPA Core and PAC Committees					-														4,188				Support Government endorsement of offshore map through MPATC/MPA Core and PAC Committees
5.1.2: Regional, sub regional and national workshops	248,000	248,000	-	337	-	337	247,663												40,000			40,000	
Ocean 12 Technical Working Group meetings and workshops, Solomon Islands					-														3,827		Solmon Is		Budget to be used to contribute towards cost of running technical meetings to consider consultation outcomes and finalisation of draft MSP for presentation to Ministers. To include printing, room hire, refreshments etc
Meetings/workshops to discuss 30% MPA progress in Fiji through Protected Areas Committee /MPA Technical Committee /MPA Core Group					-														9,692		Fiji		Budget to be used to contribute towards cost of running technical meetings to consider consultation outcomes and finalisation of draft MSP for consideration by Protected Area Committee, Marine Working Group and MPA Technical Advisory Committee meetings in Fiji . To include printing, room hire, refreshments etc
National consultation workshops in Fiji and Solomon Islands					-														26,481		Fiji, Solomon Is		This is dependent on Fiji Government's decision-making.
5.1.3: Research and consultants	104,000	104,000			-														7,000			7,000	
Consultant contracted to support Solomon Islands national MSP consultations					-														7,000		Solomon Is		
Consultant contracted for the marine compliance project					-																REG		This consultancy of EUR 55,000 will be funded from under-spend accrued by IUCN in Y1-Y3. It will be run in Y4 and Y5 of KRAS.1 implementation.
5.1.4: Equipment and communication materials	40,000	40,000	-		-	0	40,000												3,000				
Computer and software for MSP team					-														1,875				
Developing communication and awareness materials					-														1,125				
Activity 5.2: Integrated ecosystem strategies and coastal zone management planning	1,138,000	1,078,000	-	24,645	47,451.04	72,096	1,005,904												288,432.56				
5.2.1: Technical assistance including travel and fieldwork costs	220,000	220,000	-	8,440	3,087.31	11,527	208,473												90,000.00				
Vanuatu:					-														60,000.00			60,000	
Site visits to communities in all four sites					-														10,000.00		Vanuatu	10,000.00	Budget to cover travel and per diem for periodic visits to focal sites to strengthen support and understanding of the initiative amongst communities by Vanuatu in-country coordinator and Government focal points.
Fieldwork costs: Terrestrial BIORAP planning & community engagement prior to undertaking BIORAP training and assessments in all four sites					-														10,000.00		Vanuatu	10,000.00	Budget associated with travel, per diems and meeting costs associated with engaging community to secure guidance and approval on specific locations to be surveyed, identify any ownership issues, and prepare them to engage in training and survey activities.
Fieldwork costs: marine BIORAP training, assessments & reporting in all four sites					-														10,000.00		Vanuatu	10,000.00	Context: Rapid assessment of the status of biodiversity in selected coastal areas and associated watersheds as part of the baseline information to be used to develop the integrated ridge to reef ecosystem management plan. The BIORAP training and assessments will be undertaken by Vanuatu based assessment teams and the scope and costs will be lower than initially planned.
Ecosystem based management/nature based solution interventions, food security, human health and poverty alleviation initiatives					-														30,000.00		Vanuatu	30,000.00	Shortlisted activities to be approved by Steering Committee in August 2021
Travel and costs associated with aerial surveys in all four sites					-																Vanuatu	-	Aerial surveys completed to help map current status of ecosystems in selected sites and adjoining areas. Dependent on international travel restrictions being lifted. Delayed to Y4.

Fiji:					-															30,000.00			30,000	
Site visits to communities in shortlisted sites					-															5,000.00		Fiji	5,000.00	Initial visits to meet Provincial Government representatives and communities in coastal and up-land areas to introduce the ridge to reef initiative and consolidate support and engagement throughout the year.
Fieldwork costs: Situational analysis and community mapping training and assessment in all four sites					-															5,000.00		Fiji	5,000.00	Community assessment of what activities are currently happening where and by who. Will be conducted by Fiji based team.
Fieldwork costs: BIORAP training and assessments in all four sites					-															10,000.00		Fiji	10,000.00	Context: Rapid assessment of the status of biodiversity in selected coastal areas and associated watersheds as part of the baseline information to be used to develop the integrated ridge to reef ecosystem management plan. Assuming international travel restrictions are not lifted in Y4 the BIORAP training and assessments will be undertaken by Fiji based assessment teams. Therefore the scope may have to be reduced and the costs will be lower than initially planned.
Ecosystem based management/nature based solution interventions, food security, human health and poverty alleviation initiatives					-															10,000.00		Fiji	10,000.00	Shortlisted activities to be approved by Steering Committee in Q3 Year 4.
Travel and costs associated with aerial surveys in all four sites					-																	Fiji	-	
5.2.2: Regional or sub regional workshops	50,000	50,000	-	15	-	15	49,985													3,000.00				
Vanuatu:					-															1,500.00				
Clarifying the legal status of Community Conservation Areas (CCAs)					-															1,500.00		Vanuatu	#REF!	Workshop to bring together Government Departments, NGOs, CSOs and community representatives to confirm legal standing of CCAs and process of registration.
National workshop on implementing integrated ecosystem management, climate change adaptation & ecosystem based approaches/nature based solutions					-																	Vanuatu	#REF!	To be run in Y5. Scope will be determined by a needs analysis and results of ESRAMs in four focal areas.
National integrated ecosystem strategies and coastal zone management planning evaluation and learning workshop					-																	Vanuatu	#REF!	To be run in Y5. Scope will be determined by a needs analysis and results of baseline surveys in four focal areas.
Fiji:					-															1,500.00			#REF!	
Detailed planning of in-country activities with partners					-															1,500.00		Fiji	#REF!	Fijian national consultant to be employed to support implementation of KRAS activities in Fiji (TBC by Ministry of Waterways and Environment).
TBC: National workshop on implementing integrated ecosystem management, climate change adaptation & ecosystem based approaches/nature based solutions					-																	Fiji	#REF!	To be run in Y5. Scope will be determined by a needs analysis and results of ESRAMs in four focal areas.
TBC: National integrated ecosystem strategies and coastal zone management planning evaluation and learning workshop					-																	Fiji	#REF!	To be run in Y5. Scope will be determined by a needs analysis and results of baseline surveys in four focal areas.
5.2.3: Research and consultants	852,000	792,000		3,465	42,496.82	45,962	746,038													193,574.01			193,574	
Vanuatu:				2,640	36,594.77	39,235														118,161.01			118,161	
Bluecoast Enterprises: Vanuatu In-country coordinator consultant				2,640	36,594.77	39,235														37,832.88		Vanuatu	37,832.88	Ni-Vanuatu consultant is contracted 200 days a year to coordinate implementation of KRA 5 activities in Vanuatu
Birdlife International: Contract for terrestrial BIORAPs					-															35,328.13		Vanuatu	35,328.13	Contract for services provided from 15/06/21 to 30/11/22.
TBC: Contract marine BIORAP consultancy team					-															45,000.00		Vanuatu	45,000.00	
TBC: Production of Integrated Ecosystem Management Plans for 4 sites					-																	Vanuatu	-	
Fiji:					5,902.06	5,902														75,413.00			75,413	
Kelera Macedru: SPREP in-country coordinator consultant					5,902.06	5,902														13,025.00		Fiji		Contract for services is provided for 200days for 2 years.
Anish Maharaja: Ministry of Environment BIEM Manager consultant					-															35,468.00		Fiji		Contract for services is provided for 250days for year from July 20 21 to December 2022.
TBC: Consultancy to engage with communities and stakeholders to undertake biodiversity and socio-economic assessments and develop a widely supported integrated ecosystem management plan for the Navua catchment and Beqa Island area, Central Province, Fiji.					-															25,000.00		Fiji		This budget will form part of the total budget associated with the 'Consultancy to engage with communities and stakeholders to undertake biodiversity and socio-economic assessments and develop a widely supported integrated ecosystem management plan for the Navua catchment and Beqa Island area, Central Province, Fiji'. It will include: @the situational analysis and community mapping (KRA 5.3) @BIORAP training and assessments to map key coastal and terrestrial ecosystems & biodiversity in focus area (KRA 5.2) @Ecosystem and socio-economic resilience analysis and mapping (ESRAM) & Environmental and socio-economic vulnerability and opportunity assessment (ESVOA) (KRA 5.3) @Integrated ecosystem management plan (KRA 5.2 and 5.3) @Shared the RFT with the PMU Gender and HBRA lead to ensure it meets appropriate standards and will elicit a clear understanding of the GESI expectations. oShared the RFT with the PMU Gender and HBRA lead to ensure it meets appropriate standards and will elicit a clear understanding of the GESI expectations.
TBC: GESI & HRBA part-time consultant advisor					-															1,920.00		Fiji		Budget will be used to contribute a post paid for in partnership with the PEUMP PMU in order to ensure that GESI & HBRA are fully integrated into the development and implementation of ecosystem management approaches in the ridge to reef sites.
5.2.4 Equipment	16,000	16,000	-	12,725	1,866.91	14,592	1,408													1,859				
Purchase necessary consumables and supplies					-															1,859				Training and survey equipment

Activity 5.3: Climate change adaptation strategies integrated into coastal community plans	240,000	300,000	-	1,671	378.33	2,049	297,951												88,500.00				
5.3.1: Technical assistance including travel and fieldwork costs	60,000	120,000	-	1,671	378.33	2,049	117,951												40,000.00				
Vanuatu:					-														20,000.00			20,000	
Field work costs: Ecosystem and socio-economic resilience analysis and mapping (ESRAM)					-														10,000		Vanuatu	10,000	Context: ESRAMs are conducted in selected coastal areas and associated watersheds as part of the baseline information to be used to develop the integrated ridge to reef ecosystem management plan and address immediate and future food security issues and livelihood opportunities. Dependent on international travel restrictions being lifted. Capacity does not exist in Vanuatu to train teams or conduct full ESRAMs so partial assessments of lower quality and cost may be conducted to collect some baseline data to inform development of integrated ecosystem management plans.
Field work costs: Environmental and socio-economic vulnerability and opportunity assessment (ESVOA) training					-														10,000		Vanuatu	10,000	Context: ESVOAs are conducted in selected coastal areas and associated watersheds as part of the baseline information to be used to develop the integrated ridge to reef ecosystem management plan and address immediate and future food security issues and livelihood opportunities. Dependent on international travel restrictions being lifted. Capacity does not exist in Vanuatu to train teams or conduct full ESVOAs so partial assessments of lower quality and cost may be conducted to collect some baseline data to inform development of integrated ecosystem management plans.
Climate change adaptation interventions					-																Vanuatu	-	
Fiji:					-														20,000.00			#REF!	
Field work costs: Ecosystem and socio-economic resilience analysis and mapping (ESRAM)					-														10,000.00		Fiji	#REF!	Context: ESRAMs are conducted in selected coastal areas and associated watersheds as part of the baseline information to be used to develop the integrated ridge to reef ecosystem management plan and address immediate and future food security issues and livelihood opportunities. Dependent on international travel restrictions being lifted. Capacity does not exist in Fiji to train teams or conduct full ESRAMs so partial assessments of lower quality and cost, potentially at a later date, may be conducted.
Field work costs: Environmental and socio-economic vulnerability and opportunity assessment (ESVOA) training					-														10,000.00		Fiji	#REF!	Context: ESVOAs are conducted in selected coastal areas and associated watersheds as part of the baseline information to be used to develop the integrated ridge to reef ecosystem management plan and address immediate and future food security issues and livelihood opportunities. Dependent on international travel restrictions being lifted. Capacity does not exist in Fiji to train teams or conduct full ESVOAs so partial assessments of lower quality and cost, potentially at a later date, may be conducted.
5.3.2: Capacity development through field and local level training	40,000	40,000	-	0	-	0	40,000												3,500.00				
Vanuatu:					-														2,500.00			2,500	
Identify national government and local participants					-																Vanuatu	-	Context: The training will build the capacity of members of the community, national and provincial government departments (women, youth and men) in gathering of Ecosystem and Socio-economic Resilience Analysis and Mapping information to inform the management and protection of their local ecosystems to increase resilience to climate change and other anthropogenic pressures. Dependent on international travel restrictions being lifted. Capacity does not exist in Vanuatu to train teams or conduct full ESRAMs so partial assessments of lower quality and cost, potentially at a later date, may be conducted.
CC adaptation planning activities					-																Vanuatu	-	These will be determined based on the outcomes of the ESRAM and ESVOAs.
Ecosystem and climate change adaptation assessment and mapping training					-														2,500.00		Vanuatu	2,500.00	Dependent on international travel restrictions being lifted. Capacity does not exist in Vanuatu to train teams or conduct full ESVOAs so partial assessments of lower quality and cost may be conducted to collect some baseline data to inform development of integrated ecosystem management plans.
Fiji:					-														1,000.00				
Identify national government and local participants					-																Fiji	#REF!	Dependent on international travel restrictions being lifted. Capacity does not exist in Fiji to train teams or conduct full ESRAMs so partial assessments of lower quality and cost, potentially at a later date, may be conducted.
CC adaptation planning activities					-																Fiji	#REF!	These will be determined based on the outcomes of the ESRAM and ESVOAs.
Ecosystem and climate change adaptation assessment and mapping training					-														1,000.00		Fiji	#REF!	Dependent on international travel restrictions being lifted. Capacity does not exist in Fiji to train teams or conduct full ESVOAs so partial assessments of lower quality and cost, potentially at a later date, may be conducted.
5.3.3: Regional, sub regional or national workshops	40,000	40,000	-	0	-	0	40,000												-				
Vanuatu:					-														-				
TBC: National workshops on CC adaptation					-																Vanuatu		These will be determined based on the outcomes of the ESRAM and ESVOAs.
Fiji:					-														-				
TBC: National workshops on CC adaptation					-																Fiji		These will be determined based on the outcomes of the ESRAM and ESVOAs.
5.3.4: Research and consultants	100,000	100,000	-	0	-	0	100,000												45,000.00				

Vanuatu:					-														15,000.00				
TBC: Consultancy to undertake Ecosystem and Socio-economic Resilience Analysis and Mapping (ESRAM) and develop Ecosystem based Adaptation Options reports					-														10,000.00		Vanuatu	#REF!	Dependent on international travel restrictions being lifted. Capacity does not exist in Vanuatu to train teams or conduct full ESRAMs so partial assessments of lower quality and cost, potentially at a later date, may be conducted.
TBC: Consultancy to produce Environmental and Socio-economic Vulnerability and Opportunity Assessments (ESVOA)					-														5,000.00		Vanuatu	#REF!	Dependent on international travel restrictions being lifted. Capacity does not exist in Vanuatu to train teams or conduct full ESVOAs so partial assessments of lower quality and cost, potentially at a later date, may be conducted.
Fiji:					-														30,000.00				
Production of Ecosystem and socio-economic resilience analysis and mapping (ESRAM) & environmental and socio-economic vulnerability and opportunity assessments (ESVOA) to be included as part of 'Consultancy to engage with communities and stakeholders to undertake biodiversity and socio-economic assessments and develop a widely supported integrated ecosystem management plan for the Navua catchment and Beqa Island area, Central Province, Fiji.' identified in 5.2.3.					-														30,000.00		Fiji	#REF!	This budget will form part of the total budget associated with the 'Consultancy to engage with communities and stakeholders to undertake biodiversity and socio-economic assessments and develop a widely supported integrated ecosystem management plan for the Navua catchment and Beqa Island area, Central Province, Fiji'. It will include: <ul style="list-style-type: none"> the situational analysis and community mapping (KRA 5.3) BIORAP training and assessments to map key coastal and terrestrial ecosystems & biodiversity in focus area (KRA 5.2) Ecosystem and socio-economic resilience analysis and mapping (ESRAM) & Environmental and socio-economic vulnerability and opportunity assessment (ESVOA) (KRA 5.3) Integrated ecosystem management plan (KRA 5.2 and 5.3) Shared the RFT with the PMU Gender and HBRA lead to ensure it meets appropriate standards and will elicit a clear understanding of the GESI expectations. Shared the RFT with the PMU Gender and HBRA lead to ensure it meets appropriate standards and will elicit a clear understanding of the GESI expectations.
Activity 5.4: Endangered species bycatch assessed and extinction risk evaluated	225,000	250,000	-	20,538	56,443.17	76,982	173,018												144,773.59				
5.4.1: Technical assistance including travel and fieldwork costs	80,000	85,000	-	4,644	-	4,644	80,356												29,600.00				
Further upgrade of improve accessibility of TREDs and enable DNA results to be shared.					-														9,600.00		Regional		Context: consultant contracted to begin work in April 2020. His focus is to assess the key threats to the 5 species of turtle in the region including industrial fisheries, legal and illegal take in coastal fisheries and give consideration to other impacts to nesting from climate change, feral animals and predation of eggs etc. Turtle use surveys will feed into this. Elements of project delayed by 6 months however phase 1 continuing as planned with desktop analysis and expert panel (via virtual meeting). Scope: <ul style="list-style-type: none"> o collating all available information available and identifying gaps; and o consultation and virtual workshop with experts to agree suitable methodology.
Data analysis of results from turtle use surveys identified under '5.4.2: Research and consultation' to be undertaken by a statistician.					-														20,000.00		Regional		Purpose: to analyse turtle use data collected in the different countries so it is considered in the extinction risk assessment.
5.4.2: Research and consultation	145,000	165,000	-	15,894	56,443.17	72,337	92,663												115,173.59				
Regional:					-														35,293.02				
Marine Research Foundation: contract to assess extinction risk/vulnerability assessment of turtles in Pacific Islands. Virtual workshop with turtle experts to agree methodology to assess extinction risk of turtles. Regional virtual online workshop with turtle experts to assess extinction risk of turtles and the contribution from conservation and mitigation measures				15,894	17,024.80														20,061.20		Regional		Phase 1: Gather evidence & determine methodology to assess extinction risk/vulnerability assessment of turtles in Pacific Islands. Context: consultant contracted to begin work in April 2020. His focus is to assess the key threats to the 5 species of turtle in the region including industrial fisheries, legal and illegal take in coastal fisheries and give consideration to other impacts to nesting from climate change, feral animals and predation of eggs etc. Turtle use surveys will feed into this. Elements of project delayed by 6 months however phase 1 continuing as planned with desktop analysis and expert panel (via virtual meeting). Scope: <ul style="list-style-type: none"> o collating all available information available and identifying gaps; and o consultation and virtual workshop with experts to agree suitable methodology. Phase 2: extinction risk assessment based on outcomes from Phase 1. Turtle use survey results to be collected under '5.4.2: Research and consultation' need to be completed to feed into the assessment. These were delayed to 2020 - 2021 nesting season as a result of COVID-19 travel restrictions.
Regional Workshop with stakeholders to review extinction risk assessment results and develop management responses.					-																Regional		Planning will commence in June 2021. Year 4 activity \$40k. Delayed to Yr5.
LAMAVE: Turtle DNA collection virtual workshops					-														4,370.00		Regional		Lamave will work jointly with SPREP and WWF Pacific, WWF Coral Triangle and WWF Australia to develop and deliver a series of virtual workshops focused on marine turtle genetic data studies and onboarding into the Asia-Pacific Marine Turtle Working Group including workshop materials and workshop website. The following approach will be used. <ul style="list-style-type: none"> Work jointly with WWF and SPREP, engage with involved government departments and project partners to plan workshop content and refine existing workshop materials and workshop website for Pacific participants. Organise and deliver a series of five (5) online workshops (approximately 2-4 hours long) during the second half of 2021 and first half of 2022: <ul style="list-style-type: none"> Workshop 1: Workshop introduction and scope of the WG and Introduction of Participants and their projects Workshop 2: Sample collection, preservation, and management Workshop 3: Genetic analyses of samples for rookery stock structure and MSA and other genetic/genomic tools Workshop 4: Forensic and introduction of the ShellBank Project Workshop 5: Wrap up workshop - summary and looking towards the future Contribute to a sixth workshop, hybrid virtual and in-person format, in February 2022 as a dedicated session at the International Sea Turtle Symposium (ISTS), as necessary based on collaboration with SPREP and WWF.

University of New England: Cetacean Review in the Western Central Pacific Ocean - An ecological review of species interacting with fisheries					-															10,861.82		Regional		<p>Context: An updated review of the state of knowledge of cetaceans in the Pacific is needed to help inform management decisions required to increase protection for this increasingly threatened iconic group of marine animals. An understanding of their conservation status and the scope and level of threats to their survival is needed also to inform efforts by Pacific Island countries to help rebuild declining populations and ensure their role in maintaining marine ecosystem health and in Pacific Island cultures is retained.</p> <p>- An extensive literature review of all available information on the species and their subpopulations in the region, including what is known about their life history, geographic ranges, habitat use, population differentiation, population trends, conservation status and risks to their survival</p> <p>- An assessment of current state of knowledge on threats to cetaceans in the region and significance including from fisheries bycatch.</p> <p>- Liaison and consultation with other cetacean experts in the region.</p> <p>- Liaison and consultation with SPC and FFA to incorporate an understanding of the level of cetacean by-catch that is known for the WCPO.</p> <p>- Consideration of other fisheries where cetaceans also interact in the WCPO.</p> <p>- An assessment of gaps in knowledge and research needed to fill those gaps, in particular to adequately inform fisheries managers of the risk from fisheries interactions to cetaceans in the region.</p> <p>- Provision of advice to the Threatened and Migratory Species Advisor to assist in the final preparation of the Whale and Dolphin Action Plan.</p> <p>This research will help inform strengthen of CMM relating to cetacean by-catch.</p>
Turtle use surveys and data collection					-																			<p>Turtle use surveys to collate information relating to community use and harvesting of marine turtles for customary and consumption purposes. Legal and illegal take will be considered.</p> <p>Context: Turtle use surveys were delayed to 2020 - 2021 nesting season as a result of COVID-19 travel restrictions. Surveys to begin in November 2020 in Fiji, Tonga, PNG, Vanuatu.</p> <p>Scope:</p> <ul style="list-style-type: none"> o Work with local CSOs/NGOs and appropriate Ministries to undertake community surveys to understand annual harvest rates, how many turtles are being used (legal and illegal) by communities across PNG, Solomons, Vanuatu, Fiji, Tonga and the reasons why o collate information to 1) inform improved management of marine turtles across those countries and 2) provide missing information to the turtle extinction risk assessment. <p>Work will take 6-12 months to complete and need to cover a nesting season. Where opportunity arises, information about other species will also be collected such as dugongs, cetaceans, sharks and rays.</p>
Fiji					-															26,618.12				
WWF Pacific: Fiji Turtle use surveys to collate information relating to legal and illegal community use and harvesting of marine turtles for customary and food security purposes.					26,034.73															26,618.12		Fiji	26,618.12	<p>To better understand coastal communities motivations for marine turtle use and trade, patterns of direct and indirect take of different turtle species in Fiji and record environmental parameters at specified index beaches in Fiji in order to inform the assessment of regional extinction risk and policy aimed at reducing the exploitation of marine turtles.</p>
Papua New Guinea					-															19,000.00				
WWF Pacific: PNG Turtle use surveys to collate information relating to legal and illegal community use and harvesting of marine turtles for customary and food security purposes.					-															19,000.00		Papua New Guinea	19,000.00	<p>The proposed work in PNG will involve engaging a facilitator/local coordinator to oversee and coordinate the collection of community member responses to the sociocultural survey, using two methods: 1) community-based turtle monitors, and 2) community consultation workshops. All workshops will be carried out in accordance with SPREP, WWF-International and PNG government infection prevention protocols.</p> <p>These activities will help to:</p> <ul style="list-style-type: none"> •Describe where turtles are found throughout PNG; •Establish an annual figure of turtle take; •Determine how turtles, eggs, shell and other parts are used and traded throughout PNG; and •Identify why turtles are being used and traded so alternative options to turtle take can be suggested.
Tonga					-															7,780.23				
VEPA: Tonga Turtle use surveys to collate information relating to legal and illegal community use and harvesting of marine turtles for customary and food security purposes.					11,492.30															7,780.23		Tonga	7,780.23	<p>This project seeks to undertake community turtle harvest and trade surveys in Tonga, to contribute to a regional baseline of turtle harvest by Pacific Island communities in the south west Pacific.</p>
Vanuatu					-															26,482.22				
Francis Hickey: Marine Turtle Management Review					1,891.64															17,024.00		Vanuatu	17,024.00	<p>This project seeks to review the current state of turtle management and conservation in Vanuatu. This includes engaging with involved groups and government departments to seek and review available data regarding marine turtle population status, turtle-human interactions from consumption, by-catch/incidental catch both in-shore and off-shore within EEZ waters (including from Vanuatu flagged vessels in international waters) and potential tourism impacts. Community knowledge, nest harvesting and/or protection, and other customary practices are also within the scope of the project to enhance our understanding of the level of turtle use. The project includes identification of gaps in available data and knowledge and to make recommendations to remedy these gaps and expand the total knowledge base.</p> <p>The majority of this project will take place via desktop review in consultation with relevant persons, with some community/stakeholder consultation where required, for example to address gaps in knowledge relating to tourism use.</p> <p>The focus is on green, hawksbill, leatherback, olive Ridley and loggerhead turtle species.</p>
Wan Smolbag: Data Collection & Monitoring of Turtle Nesting Habitat					-															9,458.22		Vanuatu	9,458.22	<p>The proposed work in Vanuatu will involve programming and deploying data loggers to the key index beaches, monitoring the loggers for a 6-month period, then uploading the data from the loggers and submitting the collected data to the 'Cool Turtle' database. The data loggers will then be re-deployed for a second season. Weather data will also be collected at the index beach sites using a weather station provided by WWF-Australia.</p> <p>The research will help to collect temperature and other environmental data necessary to inform potential impacts of climate change on turtle hatchlings sex-ratios.</p> <p>This will be done by training and/or employing local community members to undertake deployment, monitoring and collections of data loggers. The selection of community monitors, data logger deployment and workshops will be undertaken in close collaboration and/or partnership with VFD, DEPC and SPREP. Instructions and guidance on data logger programming and deployment will be provided by the SPREP consultant for the regional turtle risk assessment.</p>
Activity 5.5: Bycatch mitigation strategies developed and rolled-out	1,219,000	1,219,000	26,490	137,012	287,353.74	450,856	768,144													550,893.49				
5.5.1: Technical assistance including travel and fieldwork costs	684,000	684,000	26,490	136,517	121,415.68	284,422	399,578													124,375.61				
TierraMar: contracted to develop workplan and co-ordinate by-catch mitigation and species conservation activities			26,490	136,517	121,415.68	284,422	399,578													124,375.61		Regional	124,375.61	<p>Contract let to TierraMar in April 2019.</p> <p>Scope of work:</p> <ul style="list-style-type: none"> o Continue leading engagement with Counties to finalise workplans, develop concept notes and develop RFTs where signed off has been received from Governments within the 5 countries SPREP is working in; o Manage contracts with NGOs/CSOs and specialists to deliver work as agreed by Governments; and o Develop and implement communications associated with by-catch mitigation and TEP species conservation, including production of materials, press releases and social media.

5.5.2: Promulgation of mitigation measures	315,000	315,000		496	165,938.06	166,434	148,566											426,517.88				
WWF Pacific: Partnership Agreement 'Improving uptake of by-catch mitigation measures for Species of Special Interest in the Pacific longline fleet through a port-based extension programme'					-													153,914.94		Regional with focus on Fiji and Vanuatu		WWF will lead a partnership with national governments and sub-regional organisations and NGOs to oversee the work in Fiji (Birdlife International) and Vanuatu (WWF local PIANGO partner) and PNG (WWF). Solomon Islands may adopt the programme in Q3 of Y3. Scope: o The port based extension program will be focused on providing education, awareness and capacity building bycatch mitigation for longline vessel skippers and crew through an extension officer working at the port when vessels are docked. o Workshops will be run for skippers and crew (assuming licence conditions require them) Workplans to be developed with Fiji and Vanuatu governments virtually over zoom calls in July 2020 and focus on national flagged vessels for all species of special interest.
Fiji:					-													10,000.00				
Hookpod Ltd: Promote and trial development and deployment of Hookpods (seabird and turtle mitigation devices)					-													10,000.00		Fiji	10,000.00	Confirmation from sponsor who will provide additional support - funds will be available in September 2020. Contracting and project planning will commence in Q1. Scope: To trial the effectiveness of Hookpods deployed at 20m depth on Fiji flagged vessels to mitigate seabird and turtle by-catch. If successful it will help deliver on WCPFC CMM requirements for seabirds and turtles in tuna longline fleet.
Tonga:					-													67,000.00				
Training of fishing crews on how to reduce by-catch of turtles and sharks using mitigation measures and training on identification, handling and safe release of captured animals.					-													22,000		Tonga	22,000.00	Training of fishing crews on how to reduce by-catch of turtles and sharks using mitigation measures and training on identification, handling and safe release of captured animals.
Support Ministry of Fisheries to declare a moratorium on the catch, consumption, and sale of turtles in Tongan including a comprehensive stakeholder consultation process.					-													17,000		Tonga	17,000.00	Support Ministry of Fisheries to declare a moratorium on the catch, consumption, and sale of turtles in Tongan including a comprehensive stakeholder consultation process.
Implement a turtle moratorium awareness raising campaign in all populated islands through radio, TV, media and school activities.					-													28,000		Tonga	28,000.00	Implement a turtle moratorium awareness raising campaign in all populated islands through radio, TV, media and school activities.
Solomon Islands:					-													82,000.00				
Solomon Islands flagged longline skipper and crew training materials					-													25,000		Solomon Islands	25,000	The goal of this project is to deliver educational materials (waterproof brochure, handbook or other) to Solomon Islands flagged longline vessels that are focused on WCPFC Conservation Management Measures and bycatch mitigation for species of special interest. It will also incorporate the related regulations and licence conditions in force within Solomon Islands. The materials will be for skippers and crew and include appropriate languages (English, Bahasa, Mandarin, Taiwanese, Korean). The consultant will work jointly with MFMR, develop the materials, conduct consultation with industry representatives and conduct training for compliance officers so they can effectively distribute and extend the materials during routine inspections.
Develop and publish National Plan of Action for Turtles					-													28,500		Solomon Islands	28,500	Context: Planning activities completed and waiting for Director signoff on Request for Tender to engage consultant. NPOA consultation was planned for May/June 2020 however with COVID19 lockdown this has been moved to Sept/Oct. The work will be contracted out to an NGO or other regional expert. Scope: o Consultation with Ministry of Fisheries and Marine Resources, Ministry of Environment, Climate Change, Disaster Management and Meteorology and other stakeholders particularly relating to the effectiveness of the existing regulations with local communities; o Writing of the Plan (person or expertise, or small budget to conduct writing sessions). This includes meeting of the National Technical Committee (Focus group to lead this work); o Printing costs; o Launching costs – submission to Directors, PSs and to Cabinet; and o Distribution and dissemination (publications, news releases etc...).
Finalise and publish National Plan of Action for Sharks					-													28,500		Solomon Islands	28,500	Context: Ministry of Fisheries and Marine Resources and Ministry of Environment, Climate Change, Disaster Management and Meteorology have initiated an update of the National Plan of Action for sharks. Scope of work: o Finalisation of the Plan (person or expertise, or small budget to conduct writing sessions); o Printing costs; o Launching costs – submission to Directors, PSs and to Cabinet; and o Distribution and dissemination (publications, news releases etc...) Planning activities completed and waiting on Director sign-off on RFT to engage consultant. NPOA consultation was planned for May/June 2020 however with COVID19 lockdown this will be moved to Sept/Oct.
Vanuatu:					-													49,291.11				
Offshore: Provision of awareness materials to promote reduction of by-catch of threatened, endangered and protected species by tuna long line vessels					-													2,000.00		Vanuatu	2,000	Scope: o Printing and provision of posters onboard to provide ready information about CMM and SSI requirements. o Printing and provision of easy to use Species ID guides for crews, particularly relating to CITES species. Provision of materials will be undertaken by Port Based Extension Officer once engaged in Vanuatu. Needs to be provided in appropriate languages - Vietnamese, Indonesian, Philippines, Myanmar, Mandarin crews • Will complement ISSF training and any port extension programme undertaken at regional level undertaken with skippers and crews. • Director would need to amend license conditions to require posters to be used • Space issues on board vessels as well as need to make them all-weather proof. SPC has expertise to develop communications materials. €2,000 will fund printing costs.
Training & support to community compliance officers and TAILS monitors to collect data on protected species.					-													47,291.11		Vanuatu	47,291	Data collection on inshore fisheries bycatch of protected and banned list species. The consultant will coordinate the delivery of activities including leading training for TAILS Officers and community-based 'Fisheries Authorised Officers', and supporting the development of new data collection fields.
Online Training of Vanuatu Fisheries Department and Department of Environmental Protection and Conservation staff on the Turtle Research and Monitoring Database System (TREDS)					-													-		Vanuatu	-	Scope: Once the TREDS database is re-launched and travel restrictions are lifted SPREP's Turtle Database and Conservation Officer will conduct training on the collection, entry and use of the TREDS database to inform turtle management activities.

PNG					-														64,311.84				
WWF Pacific: Finalise and publish National Plan of Action for Sharks and Rays					36,074.41														2,311.84		PNG	2,311.84	Context: The Conservation and Environment Protection Authority (CEPA) initiated an update of the National Plan of Action for sharks but did not have the funds to complete the consultation, publication and launch. The Plan was launched in June 2021 and this is the final payment to WWF Pacific due on submission of their final report.
Piku Biodiversity Network: Consultancy to assess by-catch of threatened marine species by small-scale fishers and mitigation options in the Kikori River Delta					-														28,500.00		PNG	28,500.00	Context: This consultancy will organise and lead the assessment of current by-catch rates and mitigation options in the Kikori River Delta small-scale fishery by working jointly with Conservation and Environment Protection Authority (CEPA) and project partners to engage directly with Kikori River Delta fishers and fishing industry stakeholders, collect data on catch rates of threatened species, community perceptions of dolphins and openness to potential mitigation activities. Also, assessment of local trade of sawfish and river sharks, and recommendations for improvement to data collection and possible mitigation activities Contract signed to carryout the services required from 31/08/21 to 30/06/22.
Consultancy to lead dolphin by-catch data collection and community engagement in Kikori River Delta, Papua New Guinea					-														33,500.00		PNG	33,500.00	Context: The goal of this project is to collaborate with the Kikori community to collect new data on by-catch of inshore dolphins in subsistence gillnet fisheries, discuss current research and socialise potential mitigation methods for reducing impacts. This work is to be undertaken in partnership with CEPA and all relevant stakeholders.
5.5.3: Research and consultants	220,000	220,000	-		-	0	220,000												-				
Budget to be reallocated to 5.5.2					-																		
Activity 5.6: Capacity development through research grant	80,000	170,000	-	0	-	0	170,000												40,000.00				
5.6.1: Capacity development through scholarships to USP or other approved tertiary institution.	80,000	170,000	-		-	0	170,000												40,000.00				
Scholarship project 1: Masters Degree, including project on dolphin by-catch in Kikori River Delta, PNG.					-														20,000.00		PNG	#REF!	Context: 2 candidates applied to begin post-graduate research in January 2020 but did not complete the application process so were not progressed. Scholarships will be promoted again for intake in Semester 2, 2022 following confirmation of PEUMP programme extension beyond December 2022.
Scholarship project 2: TBC based on results of Cetacean Review in the Western Central Pacific Ocean - An ecological review of species interacting with fisheries					-														20,000.00		TBC	#REF!	Context: 2 candidates applied to begin post-graduate research in January 2020 but did not complete the application process so were not progressed. Scholarships will be promoted again for intake in Semester 2, 2022 following confirmation of PEUMP programme extension beyond December 2022.
Activity 5.7: Support for community monitoring and protection of endangered species	257,000	217,000	-	6,082	19,499.11	25,581	191,419												85,120.81				
5.7.1: Technical assistance including travel and fieldwork costs	112,000	52,000	-	4,644	11,349.87	15,994	36,006												41,220.81				
Regional					-	0	0												-				
Regional learning exchange for turtle rangers in Vanuatu, Solomon Islands and Fiji (if funding is available Tonga will be included as well).					-	0	0														Regional	0	Context: community-based turtle conservation and monitoring programmes are very successful in some countries, including Australia. Pacific countries with critical nesting beaches have some community-based programmes, but they require re-invigorating or to be extended to new areas. Regional learning exchanges are an excellent way of promoting peer to peer learning, building networks and promoting practical and sustainable methods of implementing best practice. Scope: In collaboration with Cape York/ Torres Strait Ranger programme in Australia and World Wildlife Fund in PNG, The Nature Conservancy and other turtle monitors/rangers from Solomon Islands, Vanuatu, Fiji (and potentially Tonga) will be brought together for: o training & capacity building o sharing experience & best practice focused on ecotourism, dealing with feral animal control, protection and climate change risks. o planning exercises to establish or re-invigorate national monitoring networks Expect funding for Australian participants to be provided by Australian Government/ Queensland Government and PNG participants to be provided by NGOs WWF are expected to coordinate this through MoU with SPREP. There will be a focus on involving women and youth rangers/ monitors. Will share the results of the turtle extinction risk work under 5.4 to the rangers to share findings and include their input into local recommendations to address threats.
Solomon Islands:					11,349.87														26,483.01			26,483.01	
GEO-LP: Consultancy to support development of Solomon Islands national saltwater crocodile (Crocodylus porosus) management plan and harvest/monitoring pilot.					11,349.87														26,483		Solomon Islands	26,483.01	Context: Solomon Island Government wants to improve crocodile conservation and management to reduce risks to its communities as well as explore socio-economic opportunities for establishing an export market for crocodile skins and heads. Scope: to contract experts to work with communities, Government Departments and NGOs to: o develop a draft crocodile management plan and awareness programme for coastal communities; o consult on the plan and publish the final version.
Vanuatu:					-														14,737.80			14,737.80	
Birdlife International: Develop & implement a management plan for Laika-Tevala island wedgetail shearwater (mutton bird) bird colony					-														14,737.80		Vanuatu	14,737.80	Context: Laika-Tevala island is the only large wedgetail shearwater bird colony in the country. Mutton birds chicks are harvested by local communities for food and income generation. The colony is thought to be under pressure from over exploitation which will disrupt the ecosystem and impact local communities. Scope: to contract experts to work with communities, Government Departments and NGOs to: o conduct stock assessment for birds and land crab; o support creation and implementation of a community-based annual harvest monitoring and surveillance strategy; o strengthen traditional management efforts through awareness and education; and o support communities in post-harvest and marketing of mutton bird chicks to increase value and income generation.
5.7.2: Capacity development through involvement in community based monitoring activities	42,000	42,000	-		-	0	42,000												40,900.00				
Fiji:					-	0	0												20,000.00				
Meeting of chiefs from communities with high turtle take to secure their support to develop solutions to reduce take of threatened, endangered and protected species.					-	0	0												10,000.00		Fiji	10,000	Priority identified by Ministry of Fisheries but waiting for a joint meeting with Ministry of Environment for their sign-off of priorities.
Following results from the turtle use surveys, and using the subsequent turtle hotspot maps produced, there may be direct intervention opportunities with priority communities to provide education/ introduce alternate livelihoods/ alternate protein etc (following good scoping to understand why they continue to ignore the regulations).					-	0	0												5,000.00		Fiji	5,000	Planning will commence end of year 3 for this priority identified by Ministry of Fisheries as a Year 4 activity as it is dependent on the results of turtle use surveys and regional extinction risk assessment. Progress is dependant on sign off from Ministry of Environment.
Turtle and shark pledge and national awareness campaign to not eat turtles or take sharks - This would include a national art competition, national shark and turtle day expo etc					-	0	0												5,000.00		Fiji	5,000	Planning will commence end of year 3 for this priority identified by Ministry of Fisheries as a Year 4 activity as it is dependent on the results of turtle use surveys and regional extinction risk assessment. Progress is dependant on sign off from Ministry Environment.
Support training of Fisheries Officers and community-based Authorised Fish Wardens in new threatened, endangered and protected species monitoring and research strategies and develop a standard monitoring template.					-	0	0												-		Fiji	-	Priority identified by Ministry of Fisheries but waiting for a joint meeting with Ministry of Environment for their sign-off of priorities.

Vanuatu:					-	0	0												20,900.00				
Consultancy for the production and implementation of community turtle management plans for two turtle nesting sites on Malekula Island, Vanuatu					-	0	0												20,900.00		Vanuatu	20,900	Integrated ecosystem management plans will be developed for Bamboo Bay, South West Bay, Wiawi, Tenmaru on Malekula Island and Laone on Pentecost Island through KRA 5.2 and 5.3. However, detailed turtle management specific plans are required to monitor and conserve turtle nesting in these locations.
5.7.3: Equipment	103,000	123,000	-	1,438	8,149.24	9,587	113,413												3,000.00				
Tags and other scientific equipment					-														3,000.00		Regional	3,000.00	Funds may be transferred to cover Tonga attendance for Regional learning exchange for turtle rangers (KRA 5.7.1)
Clothing and personal equipment (torches, batteries, etc)					-																Regional	-	Tags will be made available to turtle monitors across countries through the turtle tagging programme within SPREP.
Data loggers and weather stations for Cool Turtles project																					Regional		Context: Climate change is leading to heating of sand on turtle nesting beaches. The temperature of the sand determines the sex of newly hatched turtles. It is therefore important to record the temperature changes and determine climate impacts on key turtle nesting beaches. Scope: o Purchase of data loggers and weather stations; o 2 data loggers and a weather station will be deployed at 2 Index beaches (TBD) in Fiji, Solomon Islands, Vanuatu and Tonga to collect data; o Additional loggers will be given to communities engaged under KRA 5.2 and KRA 5.3 to participate and extend coverage across Fiji and Vanuatu; and o Data will be collected over 18 months - 2 years and provided to WWF for inclusion in the Cool Turtles program. Data collected will also feed into KRA 5.4 turtle extinction risk assessment at end of first year of data collection. Analysis by USP student potentially being explored.
Activity 5.8: Capacity development on non-detrimental findings (NDF) process for CITES partners	219,000	234,000	-	14,670	26,509.20	41,179	192,821												221,090.54				
5.8.1: Technical assistance including travel and fieldwork costs	59,000	74,000	-	6,723	-	6,723	67,277												-				
Budget reallocated to 5.8.3 to cover consultancy costs (74,000 reallocated)					-																		
5.8.2: Regional or sub regional workshops	60,000	60,000	-		-	0	60,000												33,967.00				
Regional:					-																		
Workshops to build capacity of Pacific CITES signatories develop NDFs and other management measures for Appendix II species (other than sea cucumber) (Year 4 moving to online, change to 31,450 euro total because US\$24,750 reallocated to TRAFFIC under 5.8.3.																			33,967.00		Regional	33,967.00	Context: One or more regional workshops will be run to strengthen capacity of CITES signatories to deliver their obligations in relation to marine species. Timings and whether they are virtual or face to face to be determined subject to travel restrictions being lifted. The species to be covered will be those that are a priority for a number of signatories, and are likely to include sharks and rays and turtles. Scope of workshop(s) will include: o Review of CITES requirements to trade including legal responsibilities permitting processes and NDFs; o Addressing issues raised at the 2020 CITES Standing Committee and Animals Committee meetings (where relevant); o Developing domestic quota systems for marine turtle use and monitoring and capacity building on mechanisms to strengthen illegal trade monitoring at the regional level by PICTS d. Discussing and preparing proposals in preparation for 19th CITES CoP in 2022
5.8.3: Research and consultants	100,000	100,000	-	7,947	26,509.20	34,456	65,544												187,123.54				
Regional:					-														30,588				
TRAFFIC: Consultancy for Building capacity of Pacific CITES signatories to address regulatory and legal obligations relating to sea cucumbers, sharks and rays, and marine turtles (year 4 increase total cost to 52,051 euro)																			30,588		Regional	30,588.01	Context: At the 18th CITES CoP held in Geneva in August 2019, Notifications and Decisions were made that have implications for Pacific Island CITES Parties with respect to sea cucumbers, marine turtles, sharks and rays. In relation to sea cucumbers, three teatfish species of sea cucumbers were listed under Appendix II (Notification 2019/052). Two of these teatfish species are present and commercially exploited in the Pacific Islands region: 1) White teatfish (Holothuria fuscogilva); and 2) Black teatfish (H. whitmaei). A twelve-month delay in Acceptance of this listing was granted which is due to end on the 28th August 2020. After this date the international trade in the two listed teatfish species will be no longer allowed unless Pacific Island parties have met the requirements for export, including the need to develop Non Detrimental Findings. CITES Convention specialist NGO has TRAFFIC has been contracted to facilitate virtual workshops in July 2020 - June 2022. SPC and SPREP are working together to provide the scientific and technical support to Countries to develop the NDFs to meet the deadline or processes that will enable Countries meet the obligations in the future. Scope of workshops will be: a. Understanding the legal responsibilities and permitting processes with respect to sea cucumbers and/or sharks and rays under Appendix II; b. How to prepare Non Detrimental Findings, including drafting NDFs for sea cucumbers during the workshop using limited information; c. Identification of Appendix II listed sea cucumbers and shark and ray species; and d. Understanding obligations and legal responsibilities with respect to marine turtles under Decisions 18.211 and 18.212

Annex 5: KRA6 Annual Report – University of the South Pacific



**THE UNIVERSITY OF THE SOUTH
PACIFIC**

**PACIFIC-EUROPEAN UNION MARINE
PARTNERSHIP PROGRAMME**

ANNUAL REPORT

**YEAR 3
1 JULY 2020 – 30 JUNE 2021**



THE PIONEERS

MICRO-QUALIFICATION IN SEAFOOD SAFETY AND QUALITY

AKANISI CAVAKIQALI



"I run an aquaculture farm in Ba, along with my husband. We breed prawns and tilapia and with my husband's expertise in that field, we were able to expand. This training equips me to understand hazards and maintain the quality needed to ensure that the seafood we sell is what the consumer wants. This

course was timely, as we want to venture into icing, smoking, other methods of processing and understanding safety procedures to ensure that we deliver high quality seafood. With the Micro-qualification in Establishing and Operating a Small Seafood Business and this add on micro-qualification is a milestone to our business and my career path as a seafood entrepreneur."

ANTONIO RABAKEWA



"After having lost my job as a General Manager at a resort due to COVID-19 forcing border closures I began to sell seafood to make ends

meet. Having learnt from the Micro-qualification of Establishing and Operating a Small Seafood Business it was further important to learn how quality standards need to remain up to par throughout the supply chain from the fisher folk to the consumer. How to maintain proper hygiene throughout the process of seafood being prepared to eliminate or minimize spoilage at any stage, to eliminate or minimize the bacteria or enzyme activity was important to learn through a practical. This is quality in any seafood product a customer deserves."

ANISHA BEGUM



"I grew up in a fisher family in Sigatoka, Fiji. When I moved to Nausori after my marriage I began to establish my seafood business five years ago. Today I have a stall and a car to sell my seafood. I had begun by selling on the roadside, and then slowly I bought a table, bigger cooler and other amenities. I was also part

of the Micro-Qualification in Establishing and Operating a Small Business and this helped me further with my plans to transit from a retailer to a wholesaler. This micro-qualification will now help me to supply fresh and hygienic seafood products to my customers following tougher measures of hygiene. It has further expanded my knowledge in how I can vacuum pack and smoke seafood to further maintain seafood preservation."

BENJAMIN NARAYAN



"I was amongst the laid off workers at the Air Terminal Services (ATS) in Nadi, Fiji when borders closed due to COVID-19 so I turned to the sea to feed my family by selling seafood from my hoe as secondary income. This micro-qualification is important for me as I

travel to meet fisher folk to buy seafood. These learning's will help me to ensure maximum quality control is in place because as a seafood entrepreneur, I travel distances with the spoils of the sea. This training has given me an opportunity to provide the same guidance to my suppliers. My customers deserve seafood that is free from bacteria and chemicals. As a father of two daughters, it is a sacred charge, and although the current atmosphere can be disheartening as my wife also had no work, my faith and this knowledge coupled with my existing small seafood business ensured I have a leg to stand on."

FANE CIBA



"As a young child I used to sell seafood at the Suva Fish Market with my parents. I am the second-generation seafood seller and this micro-qualification has helped me learn more on how to store seafood that I sell to ensure it is fresh and free from contamination. As a mother of two children, I sell from Monday to Saturday. I started selling fish when I was still in high school. Every Saturday I would accompany my parents to the market to sell seafood. Learning from them I managed to start my own business."

Starting my own business was not easy but because I learnt from the best – my parents, I began my own business in 202 when I had my first child. I managed to secure a table at the Suva Fish Market in 2015. Prior to this I was using my Mums stall to run my own business. My husband was unemployed during this period and the money from the seafood sales was the major breadwinner for my family. This experience with the learning's from this course enables me to push forward with my business. In 2017 my husband secured work as a Corrections Officer but still sell seafood as it's for the future of my children and I feel I can continue my family legacy."

ISOA CAKAUNIVALU



"I have both the Micro-qualification in Establishing and Operating a Small Seafood Business and now with this micro-qualification and the learnings they will immensely help grow my struggling business into a sustainable one. I now store all sales and

purchases records, work out where my business stands at the end of every week and am able to predict my rate at which I would like to achieve things. I can now write business proposals for bank loans and having met the other awardees I can share experiences and it has opened a window of more suppliers who can meet the safety standards and hygiene beneficial to marketing seafood products that can be derived or made out of seafood to have a more attractive array of consumables. This includes fish meatballs to fish sausages and the creativity can be expanded."

IOANNA NABURA



"When I was stranded in Fiji due to border closures after COVID-19 I saw the Micro-qualification in Establishing and Operating a Small Seafood Business being advertised. I was so blessed to be awarded a scholarship as Kiribati relies on marine resources for livelihoods and government

revenue. The 33,000 women I work with play a crucial role as far as marine resources are concerned as seafood is not only part of our social, economic and cultural role – it is the most important protein on our plates that is affordable. The learning's provided to me with the micro-qualification furthers my wisdom and broadens the opportunity to pass on the knowledge and skills learnt to the i-Kiribati people especially the women."

JONE RASI



"I run a small mud crab farm in Matawalu village in Lautoka. Like most in my village we rely on marine resources from our qoligoli (customary fishing grounds) as sources of food and income. I

was lucky to have been bequeathed land by my late father and his passing, which is located beside a salt-water river. This course along with the skills from the Micro-qualification in Establishing and Operating a Small Seafood Business have reminded me the importance of maintaining and improving on the proper handling of the crabs. I now can ensure from the crabbing stage to bundling, to restaurants and homes the meat remains firm and succulent. Traditional methods of smoking seafood and the know how was merged into this modern micro-qualification making it a very relevant and a timely course for Pacific Islanders."

The University of the South Pacific

Pacific-European Union Marine Partnership (PEUMP) Programme

Annual Report

Year 3

1 July 2020 - 30 June 2021

This publication was produced with the financial support of the European Union. Its contents are sole responsibility of The University of the South Pacific and do not necessarily reflect the views of the European Union.

© Institute of Marine Resources, USP

Published by Institute of Marine Resources,
School of Agriculture Geography Environment Oceans and Natural Sciences
The University of the South Pacific
Private Mail Bag, Suva, Fiji.

ISBN:

Cover photograph:

Layout and Design:

Printed by: The University of the South Pacific

© Institute of Marine Resources

All rights reserved. This publication may be produced in whole or in part and in any form for educational or non-profit purposes without the permission of the copyright holder provided that the acknowledgement of the sources given. This publication may not be copied or distributed electronically, for resale or other commercial purposes without permission, in writing from the Institute of Marine Resources.

Table of Contents

GLOSSARY.....	II
1.0 EXECUTIVE SUMMARY.....	4
2.0 Introduction.....	6
3.0 Summary of Accomplishments.....	7-23
3.1 Tracer Survey Results.....	13-23
3.1.1 Establishing & Operating a small Seafood Business- cohort 1.....	14-15
3.1.2 Establishing & Operating a small Seafood Business- cohort 2.....	15-17
3.1.3 Certificate IV in Training & Assessment - cohort 2.....	17-18
3.1.4 Certificate IV in Resilience - cohort 1.....	19-21
3.1.5 Traditional Canoe-building & sailing	22-23
4.0 Gender, Human Rights & Poverty Alleviation.....	24
5.0 Communications and Visibility.....	27
6.0 Project Management & Coordination with PEUMP partners.....	31
7.0 Challenges encountered, Adaptive solutions and Proposed Changes.....	33
Testimonials continued.....	35

ANNEXES

ANNEX 1 REVIEW OF PROGRESS AND PERFORMANCE

ANNEX 2 KRA6 M&E LOGFRAME

ANNEX 3 MEDIA MONITOR

ANNEX 4 FINANCIAL STATEMENTS & YEAR 4 BUDGET AND WORK PLAN

Glossary

COT:	Crown of Thorn
CPD:	Continuing Professional Development
CPUE:	Catch Per Unit Effort
CROP:	Council of Regional Organisations in the Pacific
EU:	European Union
EU-PacTVET	European Union – Pacific Technical, Vocational Education & Training for Climate Change Adaptation and Sustainable Energy
IUCN:	International Union of Conservation of Nature
F2F:	face to face
FB:	Facebook
FAME	Division of Fisheries, Aquaculture and Marine Ecosystems
FFA:	Forum Fisheries Agency
FLMMA:	Fiji Locally Marine Managed Areas
Intra-ACP GCCA+	
PACRES:	Intra-African Caribbean and Pacific Global Climate Change Alliance+ Pacific Adaptation Climate Change Resilience
HR:	Human Rights
HRBA:	Human Rights Based Approaches
IMarEST	Institute of Marine Engineering, Science & Technology
IMR:	Institute of Marine Resources
IPAC:	Industry Programme Advisory Committee
IWD:	International Women’s Day
KRA:	Key Result Area
LMMA:	Locally Managed Marine Areas
MCS:	Monitoring Compliance and Surveillance
M&E:	Monitoring and Evaluation
MOOC:	Massive Open Online Course
MSc:	Master of Science
NFMRA:	Nauru Fisheries and Marine Resources Authority
OPOC:	Office of the Pacific Ocean Commissioner
PACP:	Pacific-African, Caribbean and Pacific
PEUMP:	Pacific European Union Marine Partnerships
PhD:	Doctor of Philosophy
PIFON:	Pacific Island Farmers Organisation Network

PITIA:	Pacific Island Tuna Industry Association
SDG 14:	Sustainable Development Goal 14: Life Below Water
Sida:	Swedish International Development Cooperation Agency
SIS:	Small Island States
SPC:	The Pacific Community
SPREP:	Secretariat of the Pacific Regional Environment Programme
SUPA:	Scaling Up Pacific Adaptation
TAFE:	Technical and Further Education
TC:	Tropical Cyclone
TOR:	Terms of Reference
TVET:	Technical Vocational Education and Training
USP:	The University of the South Pacific
UNYT:	Uto ni Yalo Trust
WCPFP:	The Western Pacific Coastal Fisheries Project
WCS:	Wildlife Conservation Society
WWF:	Worldwide Fund for Nature
VCA:	Value Chain Analysis

1.0 Executive Summary

This report will focus on USP's year 3 progress of activities under KRA 6 for the period 1st July, 2020 – 30th June, 2021.

Despite the ramifications of the COVID-19 pandemic on regional border closures since 2020, associated restrictions in Fiji since April 2021, and the impacts of 2 tropical cyclones in December 2020 and January 2021, a number of specific outputs were advanced for KRA 6 over the reporting period.

A total number of 318 (151 men, 167 women) Pacific Island professionals were trained from 10³³ P-ACP countries as part of up-skilling and professional development initiatives of the programme.

Two exciting developments occurred with the first ever delivery of the micro-qualification on Maintaining Seafood Safety and Quality, and the pilot training on Traditional Canoe-building and Sailing. Added to the ongoing delivery of the Establishing and Operating a Seafood Business micro-qualification, these community-based trainings are timely in light of the ongoing COVID-19 impacts, and provide for economic and educational empowerment of our communities, particularly, for women and youth.

The second rollout of the Tracer study survey commenced from January 2021 to gauge the impact of the programme interventions on scholarship recipients' work.

The 8 applied research scholarship recipients continued to progress with studies with mentoring provided by the KRA 6 Applied research team. Two 2 PhD students have a manuscript each accepted for publication in "A" – classified academic journals. Pilot research studies and collaborations were established and rolled out to support the Fiji Ministry of Fisheries for data collection support on the national priority species; Coconut crab, Lobster, Octopus.

With the on boarding of 2 key senior positions of Professional Development Coordinator and Research Fellow TVET/CPD in October and November 2020, the TVET/CPD component activities including programme development were accelerated in year 3.

Main challenges faced in the reporting period were caused by impacts of the COVID-19 pandemic on local and regional travels and two tropical cyclones in Fiji that significantly affected the progress of face-to-face trainings as well as research fieldwork for staff and students. Adaptive solutions identified to address some of the delays included continuing some of the trainings online, holding in-country trainings in regional countries as well as focusing on data analysis, literature review and publications for research staff and students. A number of consultancies were also engaged to assist in the fast-tracking of training development and delivery.

³³ Cook Islands, Fiji, FSM, Kiribati, PNG, Samoa, Solomon Islands, Tonga, Tuvalu, Vanuatu

2.0 Introduction

The Pacific-European Union Marine Partnership (PEUMP) Programme is financed by the European Union (EU) for an amount of 35 M EUR with the additional encompassment of the Swedish International Development Cooperation Agency (SIDA) contribution to the Programme of approximately 10M EUR.

The University of the South Pacific (USP) is responsible for Result Area (KRA) 6 of the overall PEUMP Programme and is being implemented through a direct PAGoDA Grant Agreement with the EU.

The Key Result Areas (KRAs) for the Programme Management Unit (PMU) and 1 to 5 of the PEUMP Programme is implemented under a PAGoDA Co-delegation Agreement with the Pacific Community (SPC), the Forum Fisheries Agency (FFA) and the Secretariat of the Pacific Regional Environment Programme (SPREP), with the Pacific Community (SPC) being the lead agency. Locally Managed Marine Area (LMMA), Worldwide Fund for Nature (WWF), Pacific Island Tuna Industry Association (PITIA) and International Union for Conservation of Nature (IUCN) are, amongst others, the Implementing partners of the PAGoDA Co-delegation Agreement.

USP PEUMP Programme Objectives:

The **overall objective** is to build capacity through education, training and research and development for key stakeholder groups in fisheries and marine resources management.

The **specific objective** is to develop capacity in fisheries and marine resources management targeting long-term human capacity and strengthening regional multi-disciplinary research capacity, building on existing networks and relationships and promoting synergies with relevant courses, programmes and projects.

The USP PEUMP programme is being implemented over 57 months from 1 July, 2018 with a total budget of 5,714,000EURO.

The key results of KRA 6 are:

- Improved access to fisheries and marine education and training that is focused on the identified needs of communities and nation states
- Increased in-region capacity developed and decreased need for experts from outside the region
- More local businesses
- Enhanced marine research collaboration
- Increased access for women to senior fisheries and marine sector positions

3.0 Summary of Accomplishments

A number of accomplishments were advanced for KRA 6 in year 3. Further details are at *Annex 1* of this report.

- A total of 318 Pacific island professionals, 167 of which were women, were trained from 10³⁴ P-ACP countries as part of up-skilling and professional development initiatives of the programme (see *Annex 2* for detailed breakdown).

These included 63 scholarships (36 men & 27 women) provided for the following TVET training programmes:

- 12 (9 men & 3 women) for Certificate IV in Training & Assessment cohort 2 (July 27 – October 30, 2020);
- 33 (16 men & 17 women) for Certificate IV in Resilience cohort 2(commenced April 19, 2021);
- 18 (11 men & 7 women) for Certificate IV in Coastal Fisheries & Aquaculture Compliance cohort 3 (commenced May 5, 2021);

An additional 255 people (115 men & 140 women) benefited from professional development short courses and trainings that comprised online and face-to-face delivery:

- 44 (17 men & 27 women) for 2 cohorts of the micro-qualification on Establishing and operating a small seafood business (Fiji: Aug 24 – Sep 4, 2020); (Solomon Islands: May 31 – June 10, 2021);
- 122 (59 men & 63 women) for Online professional development short courses (Sep 21, 2020 – March 31, 2021);
- 16 (7 men & 9 women) for the micro-qualification on Maintaining seafood safety and quality (Nov 24 – Dec 4, 2020);
- 48 (12 men & 36 women) for People-centred approaches to Fisheries development training (Sep 23, 2020);
- 25 (20 men & 5 women) for community-based training on Traditional canoe-building and sailing (Fiji: Dec 7-15, 2020; Jan 20-22, 2021);

³⁴ Cook Islands, Fiji, FSM, Kiribati, PNG, Samoa, Solomon Islands, Tonga, Tuvalu, Vanuatu

- For the first time in the region, the micro-qualification - Maintaining Seafood Safety and Quality was delivered through the USP Pacific TAFE from November 24 – December 4, 2020 in Suva, Fiji. The 16 participants successfully went through a two-week vigorous hands-on practical and theory assessment to equip them with necessary skills to improve seafood safety and quality from 'hook to plate'.



- Two cohorts of the micro-qualification, Establishing and Operating a Small Seafood were successfully completed in Fiji and Solomon Islands respectively. The Solomon Islands cohort held in June is the first cohort held outside of Fiji. Together, the 2 micro-qualifications to establish and operate a small seafood business and maintain seafood safety and quality enables Pacific Islanders to be more resilient and better equipped to face the challenges of the region, especially the negative impact of the COVID-19 pandemic.



Solomon Is. Cohort Award Ceremony – Establishing & operating a small seafood business

- Twenty-five youths, which included 20 men and 5 women (between the ages of 25-35) across 9 villages on Beqa Island, Fiji, were trained on traditional canoe building and sailing through a joint partnership with the Uto Ni Yalo Trust (UNYT). The main objective of the training was to reintroduce traditional canoes ("drua") into everyday village life, which has multiple economic and social benefits including food security, fisheries livelihood and marine resource protection. Due to Tropical Cyclone Yasa in December 2020, the training was split into timeslots from December 7-15, 2020 and Jan 20-22, 2021. Since the training, UNYT reported a number of positive impacts for the communities and youth of Beqa including use of the drua to go out to the reef for seafood for personal consumption and recreational activities. More discussion on the impacts are highlighted in 3.1.5.

- The 8 applied research scholarship recipients continued to progress with studies with mentoring provided by the KRA 6 Applied research team. At the time of writing this report, 2 PhD students have a manuscript each accepted for publication in “A” – classified academic journals:

- Publication title, “Na Vuku Makawa ni Qoli: Indigenous Fishing Knowledge (IFK) in Fiji and the Pacific” – Salanieta Kitolelei, *Frontiers Marine Science Journal*.
<https://www.frontiersin.org/articles/10.3389/fmars.2021.684303/full>
- Publication title, "Multibiomarker Responses to Polycyclic Aromatic Hydrocarbons and Microplastics in Thumbprint Emperor *Lethrinus harak* from a South Pacific Locally Managed Marine Area" – Rufino Varea, *Nature Scientific Reports*.
<https://www.nature.com/articles/s41598-021-97448-4>

Additionally, KRA6 staff and students will be presenting papers at the World Fisheries Congress in September 2021.

- Title: “Upskilling our Pacific Islands fisheries advocates” – Cherie Morris, PEUMP staff.
 - Title: “Multibiomarker application in marine sentinel fish and gaps in environmental risk assessments in Pacific Island Countries and Territories”: Rufino Varea, PEUMP PhD candidate.
 - Title: “Evaluation of the abundance and distribution of microplastics in Fiji surface waters”: Andrew Paris, PEUMP Master’s candidate.
 - Title: “Gems of time – Tales of fisherwomen and their local ecological knowledge – Fiji” – Salanieta Kitolelei, PEUMP PhD candidate.
- Research collaboration is ongoing with Fiji Ministry of Fisheries and PEUMP partners to aid in data collection for informed management of national priority species, namely:
- “Status of Octopus fishery in Fiji”;
 - “Morphological and molecular identification of Octopuses around Fiji’s nearshore habitats”;
 - “Coconut crab baseline survey”.
 - “Size of maturity” and “Value chain analysis for Lobster”.

Coconut crab preliminary surveys were undertaken for selected islands in the northern Lau (Vanua Balavu, Kaibu, Vatuvara Islands) and Cakaudrove (Nagelelevu, Yacata islands) Provinces. As a result of the preliminary surveys, a technical report titled, “Using local knowledge to guide coconut crab (*Birgus latro*) scientific research in Fiji” has been published.

Additionally, market surveys were conducted on a regular basis for the three commodities across the main markets on Viti Levu as well as Vanua Levu.



- Two partnership agreements were signed over the course of year 3:
 - Signed in February 2021, the partnership between USP and the Institute of Marine Engineering, Science and Technology (IMarEST) based in the United Kingdom aims to enhance continuing professional development (CPD) and mentoring of marine & fisheries management personnel, and networking & knowledge sharing opportunities across PACP's. Ninety Pacific Island fisheries professionals will benefit from three categories of membership.
 - Partnership between USP and Vatuvara Foundation was signed in November 2020, and encompassed the joint research collaboration and access to privately owned islands, Vatuvara and Kaibu in the northern Lau group, Fiji, for the coconut crab preliminary surveys.

A partnership agreement with the Australia and New Zealand Banking Group Limited was finalized for delivery of community-based financial literacy trainings. The financial literacy trainings will provide added incentives including equal access for PEUMP scholarship recipients of the seafood business operation and, seafood safety and quality trainings (majority of whom are women) towards economic empowerment/poverty alleviation.

- The PEUMP programme's first virtual live event was held on 2 July 2020 and show-cased preliminary findings of PEUMP Master's scholarship recipient, Andrew Paris research titled, "Micro-plastic Abundance and Distribution in Surface Waters around Viti Levu, Fiji". The event was a precursor to the global initiative Plastic Bag Free Day, celebrated on July 3 annually, with the aim to eliminate the use of single-use plastic bags, and organized for KRA6 visibility.



- The social media pages for the Institute of Marine Resources (IMR) primarily used to amplify PEUMP interventions continued to grow as follows: @uspimr instagram account has 540 followers, facebook 6,350 and twitter 2,573 followers. The popularity of the social media pages has also seen them being turned into the primary advertising mediums for all scholarships and the result a myriad of applications received from across the PACP-bloc. This also shows a more inclusive and accessible way of reaching out to smaller Pacific Island countries and to those who would have less access and exposure to print media.
- Progress was made on the development of the following new training and academic courses:
 - Traditional canoe building and sailing – pilot training delivered in year 3.
 - SDG 14 – The Japan International Cooperation Agency (JICA) is currently implementing the "Pacific Islands Capacity Enhancement for Achieving SDG 14" project across the Pacific region. Given the synergies across the 2 projects, KRA6 and JICA counterparts are coordinating efforts to utilize the existing expertise of USP and JICA to deliver SDG-14 related trainings and maximize benefit for Pacific islanders.
 - Value Chain Analysis (VCA) – Stakeholder consultations were held over the course of year 3. Given the lack of regional expertise for a VCA specialist for marine commodities, discussions are in place with the Pacific Islands Farmers Organisation Network (PIFON) who have the VCA expertise for agricultural products. A training of trainers (TOT) is planned for quarter 1, 2022 for Fisheries professionals using the

existing model for agricultural commodities that will be adapted for marine commodities. The gender and social inclusion lens in VCA will be considered in the development and delivery of this training to include women who work along value-chains and have less opportunities and access to improve. Youth's would also be a target group as they venture into new and innovative VCA's.

- Micro-qualification on Seafood safety and handling – completed and delivered in year 3.
- Level 5, Diploma in Fisheries Investigation – This programme is an advancement on the current Cert 4 in Fisheries Compliance and Enforcement delivered through USP Pacific TAFE. The programme development process was facilitated by USP Pacific TAFE to establish an Industry Programme Advisory Committee (IPAC) to provide technical guidance. At the time of this reporting, the IPAC endorsed programme has being escalated through the approval channels of the University and will be ready for delivery by semester 2, around mid of 2022. This is part of a collaboration with PEUMP partner FFA whose training needs assessment had highlighted the need from Pacific countries for more advanced fisheries MCS skills and competence through the enforcement process in order to protect sovereignty.
- Certificate IV Pacific Ocean Finance – In coordination with the Office of the Pacific Ocean Commissioner (OPOC), the Ocean Finance Fellowship training package is being taken through USP for formal accreditation and delivery. Course developer, Dr. Vina Bidesi Ram was engaged to develop the qualification. The IPAC was established and met to deliberate on the programme, which is ongoing. It is anticipated that the qualification will be ready for delivery by semester 2, 2022.
- Postgraduate course in Gender and Environment – a course developer, Dr. Domenica Calabro was engaged to develop the course in consultation with key stakeholders. This is a core course for the Post-Graduate Diploma in Gender Studies and an elective course for students enrolled in Marine Studies programmes. The initial plan was to have the course ready for delivery in semester 2, 2021. However, due to delays encountered from the COVID-19 restrictions, the course delivery is moved to semester 1, 2022.
- Resilience programme - The PEUMP Professional Development Coordinator and Project Team Leader participated in the development of regional qualifications, Levels 5 and 6 in Resilience and in the review of the Levels 1-4 of the same. This activity was done in collaboration with SPC through the EU funded Intra-ACP GCCA+ Pacific Adaptation to Climate Change and Resilience Building (PACRES) project.

- Community-based marine management tools – the training package is being developed by the KRA6 team and anticipated for delivery in year 4. GESI issues will be considered with relevant modules from the Pacific handbook for gender equity and social inclusion in coastal fisheries and aquaculture to be used to inform training development.

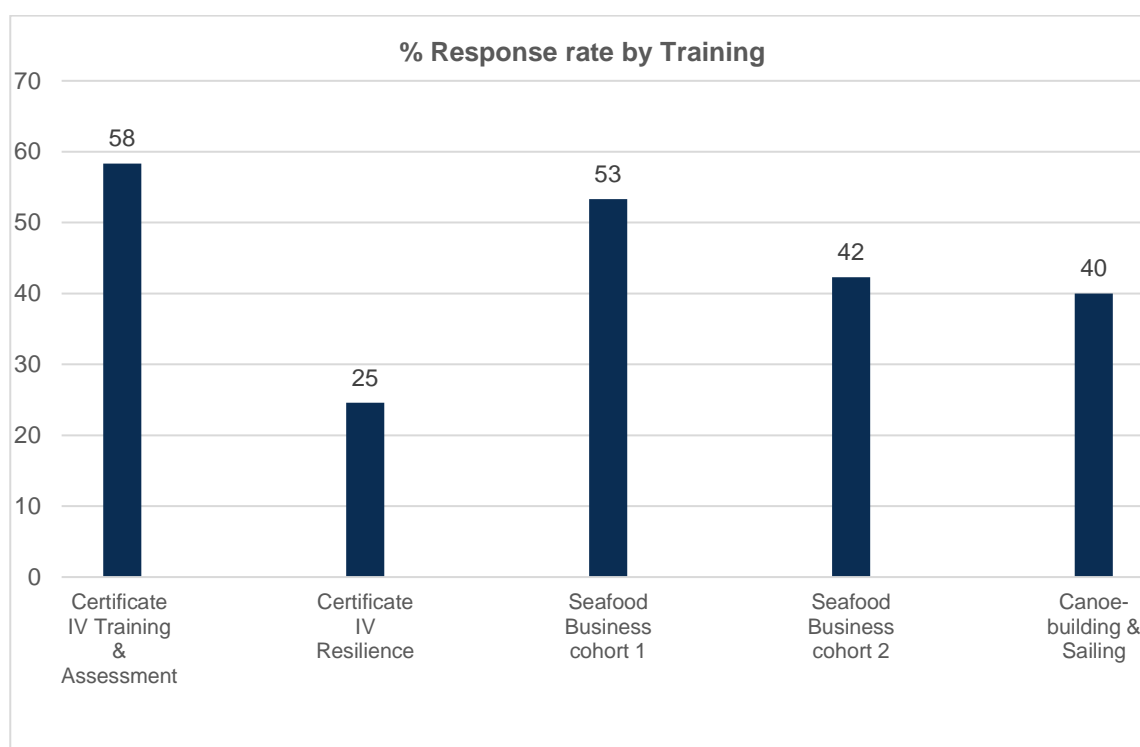


Coconut crab hunter's surveys conducted on Vanua Balavu island, Northern Lau, Fiji

3.1 Tracer Survey Results

Tracer surveys are conducted by KRA6 to gauge the impact of trainings for scholarship recipients. Online surveys are conducted on a 6-monthly basis after the interventions, the results of which are also useful to inform the KRA6 team on ways to improve training delivery and modality to maximise the benefit for learners. The second rollout of tracer surveys commenced in January 2021 and was conducted for 5 trainings with the following response rates:

Fig. 1



The Certificate IV in Training and Assessment was delivered via blended mode i.e. mainly online with one week face-to-face mode for assessments. The Certificate IV in Resilience was fully delivered online while the 2 cohorts of the Establishing while the community-based training of Establishing and Operating a Small Seafood business and Traditional canoe-building were fully delivered face-to-face. The distribution of respondents by age-group and gender are illustrated in Figures 2 and 3.

All respondents (Fig. 1) across the five trainings believed that the training improved their respective skills and knowledge in the topic areas. The summary of results by programme are enclosed, and the full detailed report is included as a supplementary document.

Fig. 2

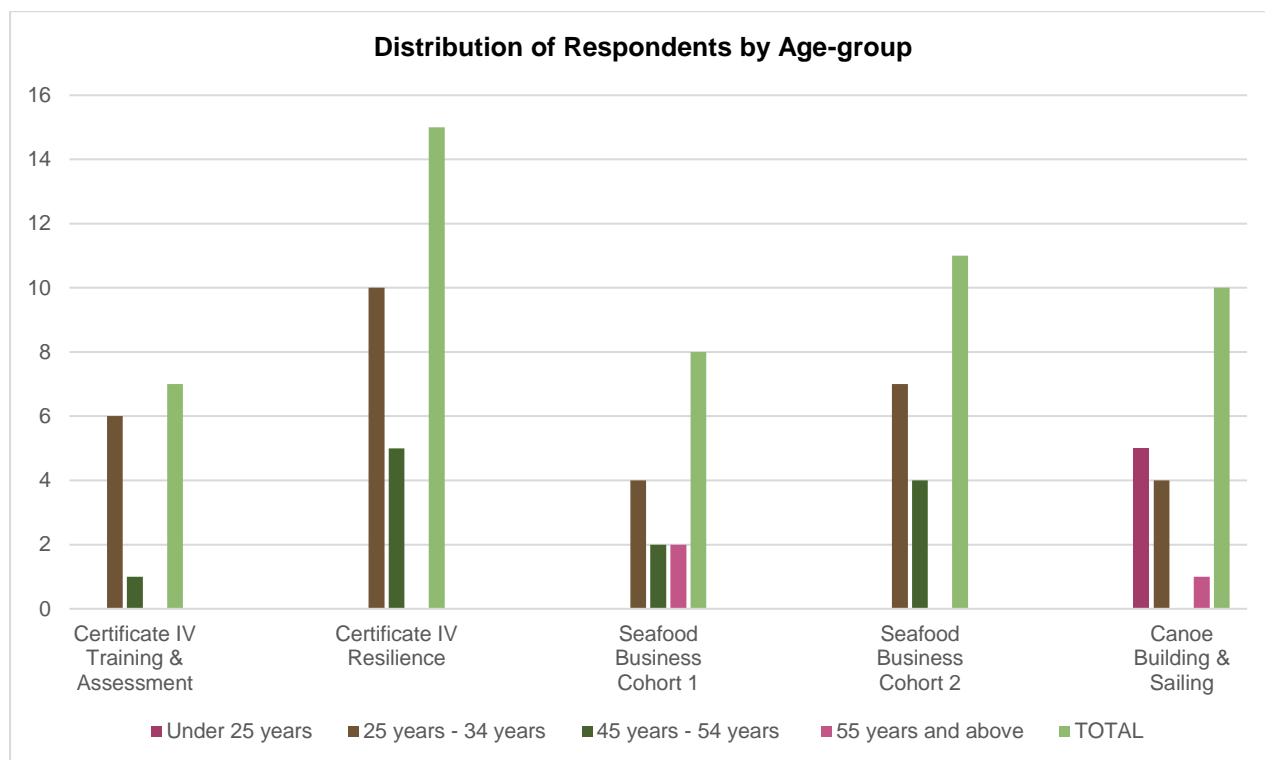
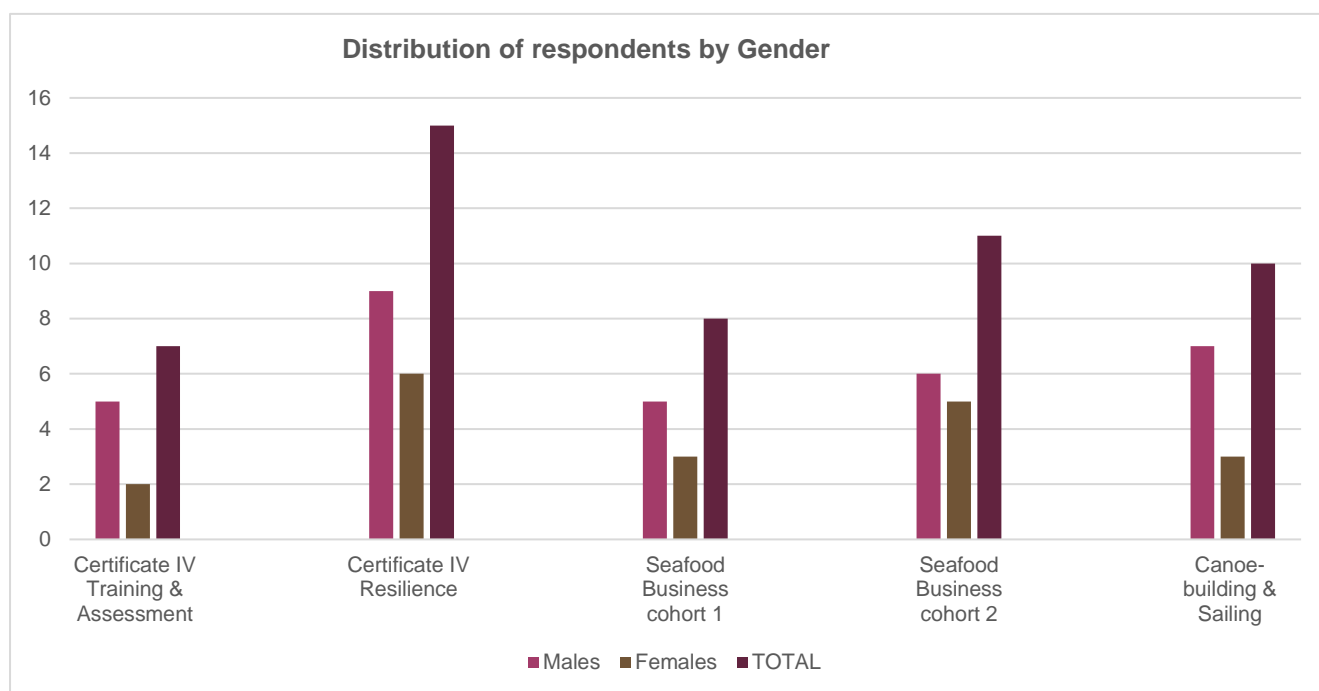


Fig. 3

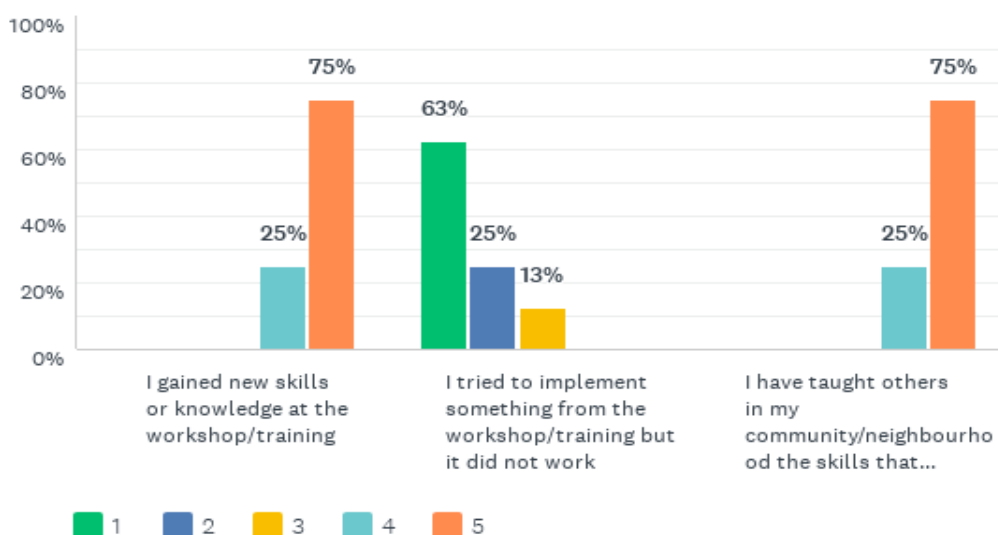


3.1.1 Tracer survey results for Establishing & Operating a Small Seafood

Business – Cohort 1

Out of the 15 scholarship recipients that were sent the questionnaires, 8 out of 15 participants responded (53%). The highest percentage of respondents were in the 25-35 age category at 50% while 25% each were between the 45 -54 and 55 and above age categories. Sixty-three percent of the respondents were males. A total of 75% of respondents strongly agreed that they gained new skills and knowledge at the training while a further 75% strongly agreed to have taught others in their communities the skills gained at the training. 100% of respondents believed that the training improved their skills and knowledge in the area.

Fig. 4. *To what extent do you agree with the following statements: Rating 1-5; 1 being strongly disagree and 5 is strongly agree.*



3.1.2 Tracer survey results for Establishing & Operating a Small Seafood

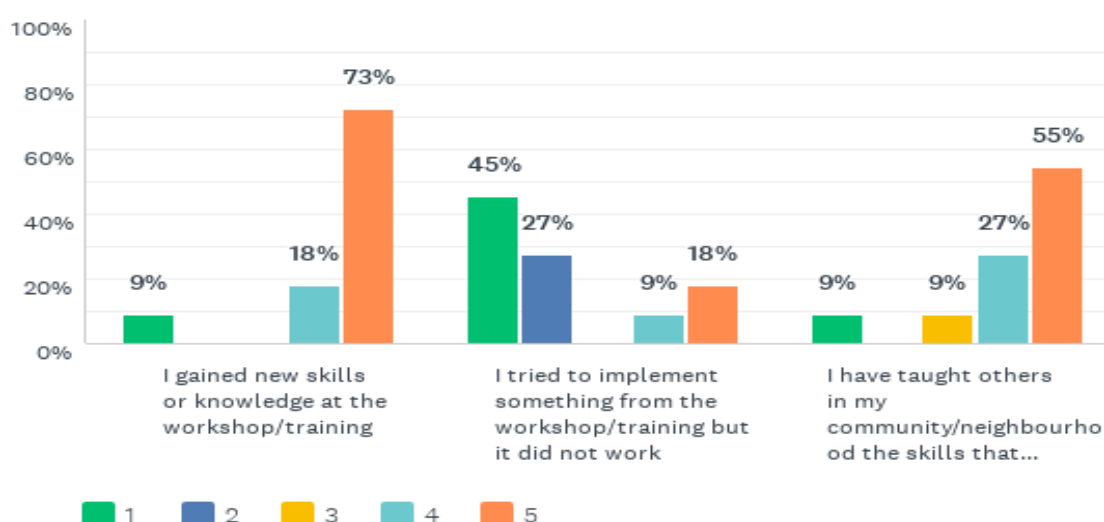
Business – Cohort 2

Eleven out of the 26 scholarship recipients (42%) responded to the evaluation questionnaires. The highest percentage of respondents were in the 25-35 age category at 64% while 55% of these were males. A total of 73% of respondents strongly agreed that they gained new skills and knowledge at the training while 55% strong agreed to have taught others in their communities the skills gained at the training. Respondents believed that the training improved their skills and knowledge in the area. Olevia from Tuvalu was an awardee of the micro-qualification, and the training has

encouraged her to streamline their family seafood eatery to include a creative consumer attraction strategy and how to manage finances more responsibly (refer to testimonial).



Fig. 5 To what extent do you agree with the following statements: Rating 1-5; 1 being strongly disagree and 5 is strongly agree.



3.1.3 Tracer survey results for Certificate IV Training & Assessment

Seven out of the 12 scholarship recipients (58%) responded to the evaluation questionnaires. The age range of respondents were 86% at 25 – 34 and 14% at 45 – 54 years.

Of the 10 skills/tools indicated from the training, 50% and above confirmed using 8 of the mentioned tools/skills in their work since the training. All respondents believed that the training improved their skills and knowledge in the area and 57% of respondents confirmed access to higher responsibilities and roles as a result of the training, all of whom were males. Out of the 57% that confirmed access to higher responsibilities, 14% mentioned acting in a higher position while 82% specified others (move from co-facilitator to facilitator and promoted to Team leader and Lead facilitator during workshops).

Fig. 6 Responses to use following skills and tools in your work since training:

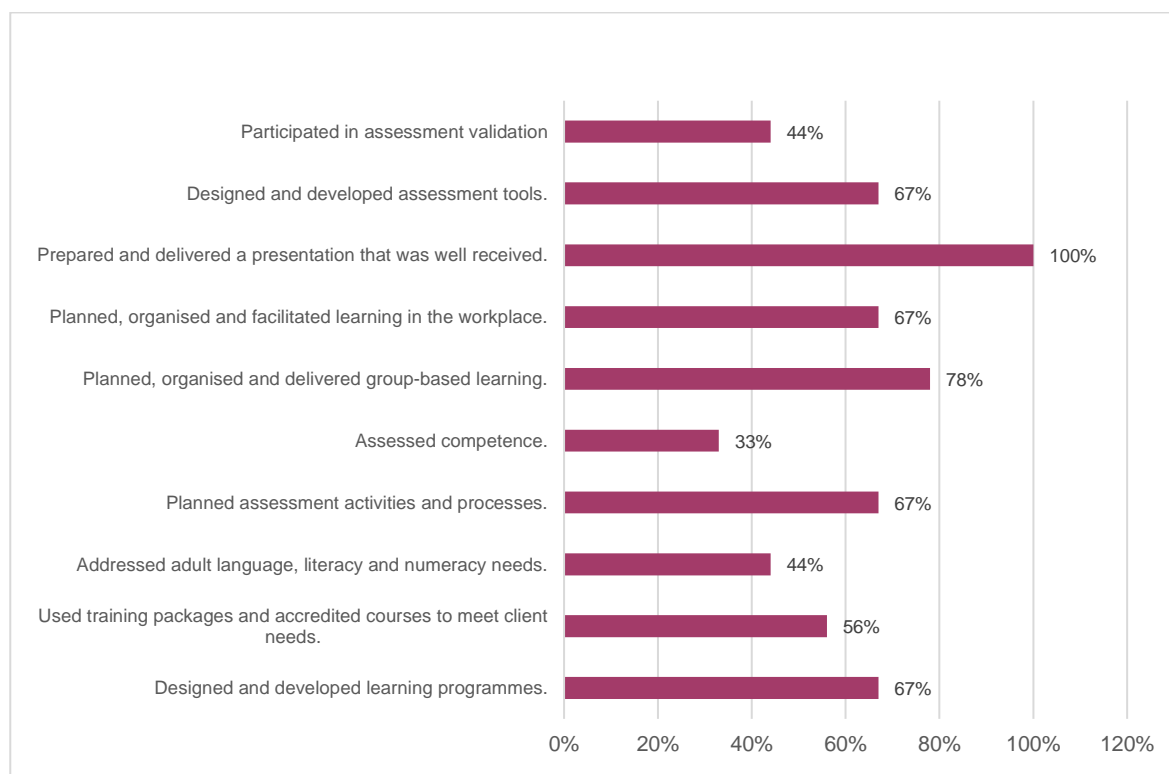


Fig. 7 To what extent do you agree with the following statements: Rating 1-5; 1 being strongly disagree and 5 is strongly agree.

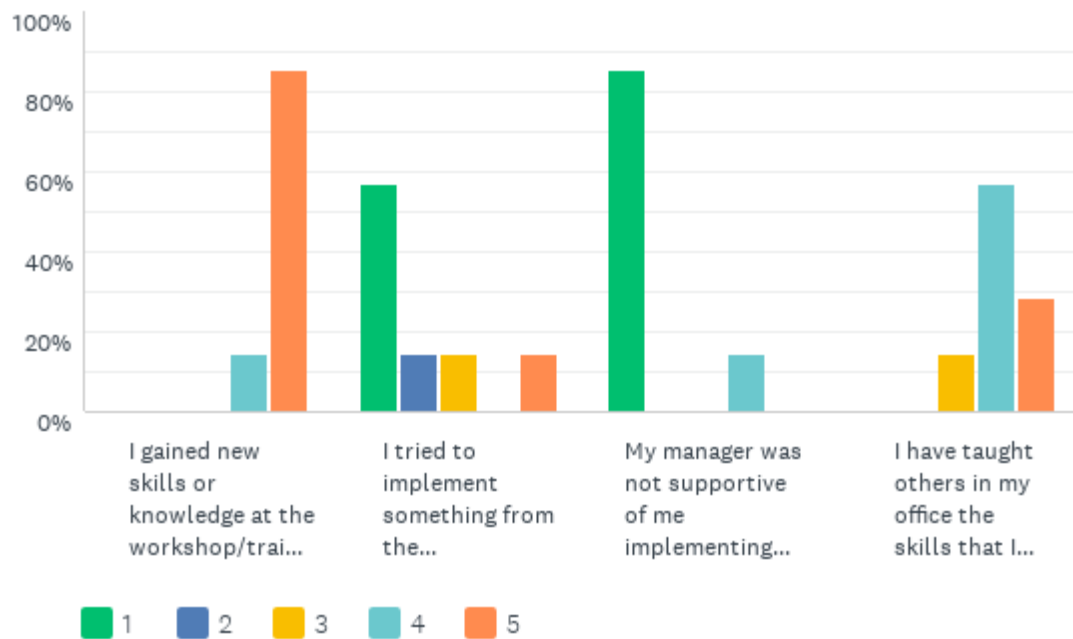
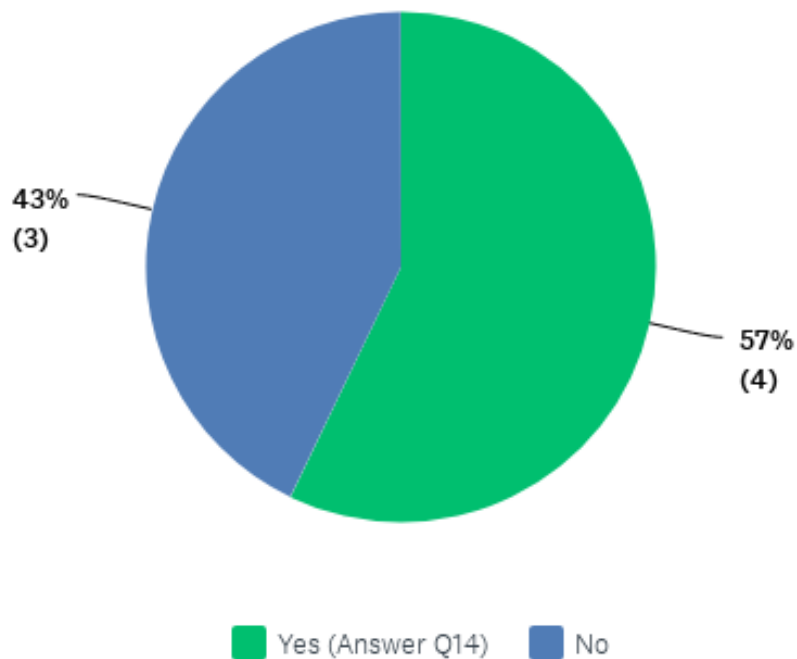


Fig. 8 Respondents Access to Higher Roles and Responsibilities



3.1.4 Tracer survey results for Certificate IV Resilience

Fifteen out of the 61 scholarship recipients responded (25%) to the evaluation. The age range of respondents were 67% at 25 – 34 and 33% at 45 – 54 years while there was a 60:40 ratio between males and females. Respondents ranged from a coverage of nine countries.

Of the 9 skills/tools indicated from the training, only 2 of the mentioned skills received above 80% confirmation for application of workforce health and safety, and contributing to team effectiveness in the workplace while the remaining skills acquired 40% or below confirmed using 8 of the mentioned tools/skills in their work since the training.

Majority of the respondents (73%) strongly agreed that they would recommend the training to other stakeholders while 53% tried to implement something from the training that worked. All respondents believed that the training improved their skills and knowledge in the area. Mr. Gregory Harding from Niue stated that he is able to use the knowledge from the training to play a larger role of marine conservation not just in his work place but in the community as well. (refer to testimonial for more details). 53% confirmed access to higher responsibilities and roles as a result of the training while 27% were uncertain. For those that confirmed higher responsibilities, there were 6 males (Fiji-2, Samoa-1, RMI-1, Tuvalu-1, PNG-1) and 2 females (Timor Leste-1, Solomon Is - 1). Further ascertaining would be required to clarify the access to higher roles and for those that were uncertain.

Fig. 9 *Distribution of Respondents by Country*

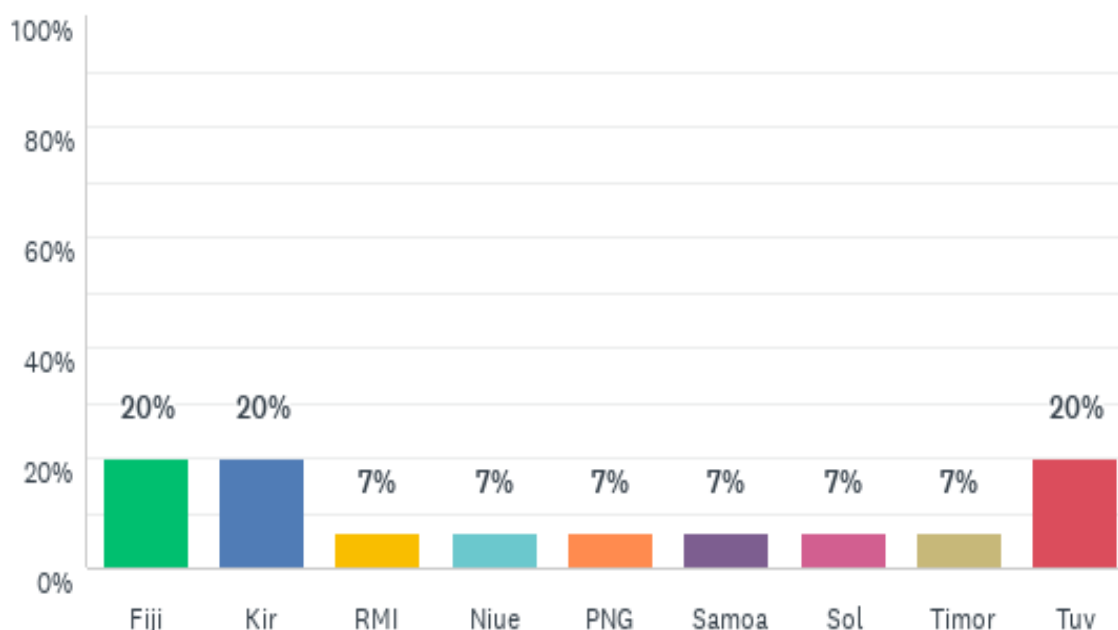


Fig. 10 Responses to use following skills and tools in your work since training:

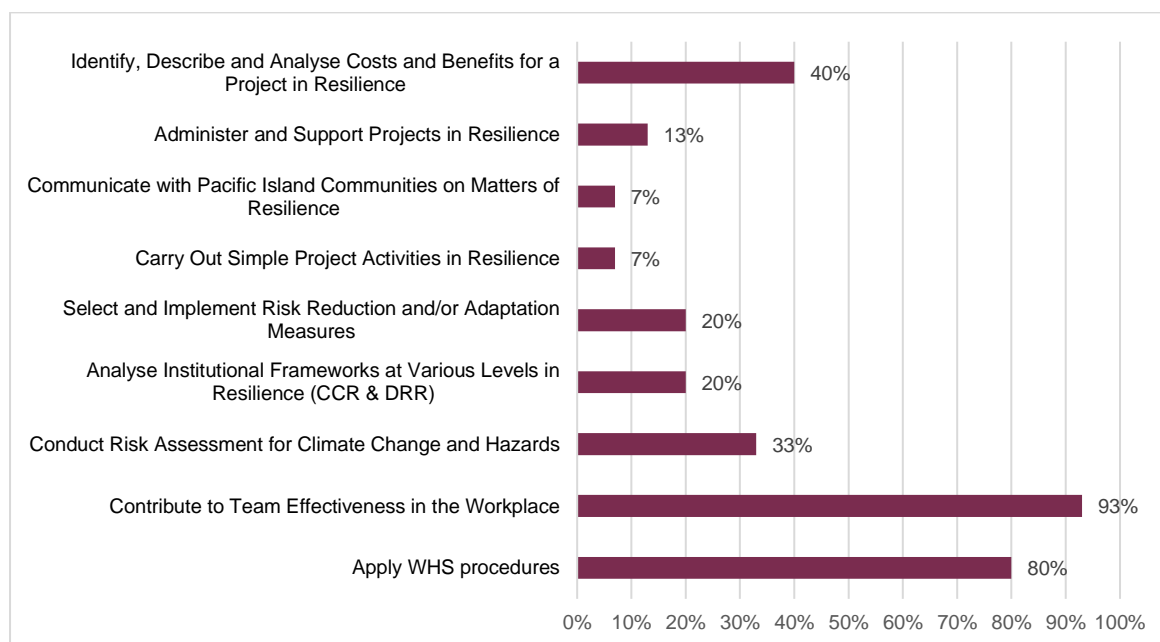
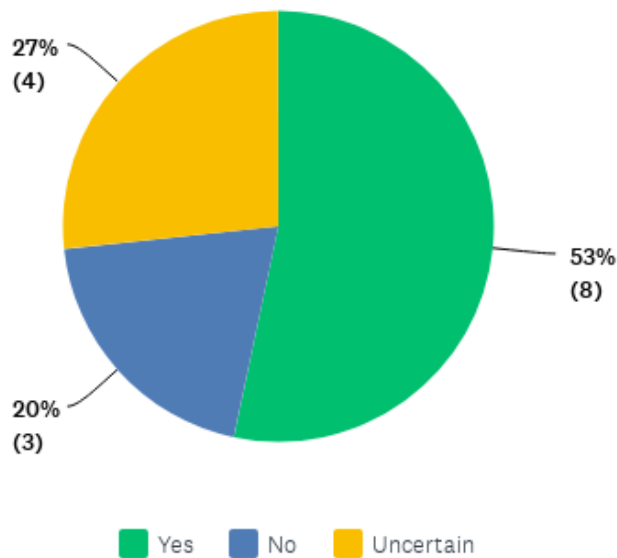


Fig. 11 To what extent do you agree with the following statements: Rating 1-5; 1 being strongly disagree and 5 is strongly agree.



Fig. 12 Respondents Access to Higher Roles and Responsibilities



#PacificOceanCustodian

“ Fisheries is our food security and economy buoy and sea levels rising is a colossal threat to the “Rock of Polynesia”. With my previous work role encompassing disaster management response I can be able to use both experiences with the knowledge from this course to play a larger role of conservation not just in my work place but in my community as well ”

MR. GREGORY HARDING
MR HARDING IS A FISHERIES OFFICER IN NIUE AND WAS A FULLY FUNDED SCHOLARSHIP RECIPIENT OF THE USP RPEUMP PROGRAMME CERTIFICATE IV IN RESILIENCE.

  Sweden Sverige  USP  PEUMP

3.1.5 Tracer survey results for Traditional Canoe-Building and Sailing Training

The tracer surveys for the training were conducted under the partnership with UNYT. Initially planned for 1-2 months after the training, the surveys were delayed due to the physical impacts of the two TC's from December through to March 2021, and also the closure of internal borders associated with COVID-19. Two methods were utilized for the tracer surveys using online questionnaires with follow up by phone interviews, and desktop analysis to compile information on the impacts of the training.

Ten out of the 25 participants (40%) responded to the surveys. Out of the ten respondents, 3 or 30% were from women.

Since the training, UNYT reported a number of positive impacts for the communities and youths of Beqa:

- Youths use the drua to go out to the reef for seafood for personal consumption and recreational activities.
- In February 2021, communities used the drua to assist in the harvest and remove crown of thorns (COTs) that pose a danger by destroying corals along the Beqa reefs.



Beqa youths use drua's for removal of crown of thorn's starfish and recreational activities

- In March 2021, students of International School Suva visited Rukua as part of their camp

programme with the intention of integrating experiential learning throughout the school curriculum. This was an occasion for the Rukua community, particularly the youth to exchange knowledge and information about canoe building, and how it has become useful in their daily lives.



- One of the female participants, Litia Tovaki continues to assist with repair works on the drua brought in for maintenance.



#PacificOceanCustodian



During the 2019 World's Toughest Race: Eco-Challenge Fiji, I learnt to build a camakau, which is a single hull canoe, and now I can build a drua.

We can help preserve our environment through this sustainable transport method and reintroduce canoes into our daily lives, as this is what our ancestors used.

We can show the world through tourists how we Fijians are dealing with environmental issues and finding solutions.

I would love to teach other women as these canoes are made from resources that are easily found not just in Beqa but throughout the Pacific



MS. LITIA TOVOKI

4.0 Gender, Human Rights and Poverty Alleviation



PEUMP PhD candidate, Mrs. Sala Kitolelei conducting interviews with fisherwomen.

This section summarises the KRA 6 efforts in Year 3 to integrate gender, human rights-based approaches (HRBA) and poverty reduction across project activities.

Incorporation of GESI and HRBa in course development.

- In collaboration with the USP School of Social Studies, development of the Postgraduate course in Gender and Environment was further progressed in year 3. The Gender and Environment course will be part of the Postgraduate Diploma programme in Gender Studies that was approved for development and delivery in the November 2020 at the sitting of the University's highest governing body, the USP Council. An EOI for course developer was advertised in February 2021. However, the COVID-19 restrictions in Fiji resulted in the delayed engagement of the Consultant and deferment of course delivery to semester 1, 2022. The course developer will work closely with the PMU Gender and Human Rights Specialist, KRA6 team and key stakeholders to develop the course curriculum. While the Gender and Environment course is a core course under the Postgraduate diploma in Gender Studies programme, it will also serve as an elective for postgraduate Marine studies students at USP.

- Once developed, the postgraduate course in Gender and Environment will be modified to a Massive Open Online Course (MOOC) targeting a wider audience as part of its outreach activities.
- The KRA6 team is working with the SPC PACRES project on the incorporation of GESI/HR components in the review of Levels 1 – 4 Resilience qualifications and development of new levels 5 and 6 in Resilience. Additionally, the KRA6 team will work in consultation with the PMU Gender and Human Rights Specialist to ensure that GESI elements are also incorporated in the Diploma in Fisheries Investigation and Prosecution and Certificate IV in Pacific Ocean Finance.

Refresher training on People –Centred Approaches (PCA's) to Fisheries Development

In collaboration with SPC (PEUMP PMU and Social Development Programme) and the USP School of Social Studies, the training on People –Centred Approaches to Fisheries Development was held on 23 September 2020. Forty-eight participants (12 men & 36 women) comprising KRA6 staff and research students, and USP Gender studies programme students attended the 1-day training that was held both face-to-face and virtually. The training's focus was to:

- Introduce the concepts and importance of people-centred approach for the sustainable development of the fisheries sector.
- Strengthen the capacity of participants to integrate cross-cutting issues into Fisheries & marine resource management;
- Share experiences across sectors on the issues and possible solutions on people-centred approaches.

Based on results of the training evaluation, 63% of participants were very satisfied, 30% were satisfied and 7% had mixed reaction. About 44% rated their ability to incorporate the key teachings from the training into their work as “very high” and “high” while 12% opted for “medium”.

Topics that participants wanted more training in included the role of media in Gender and Fisheries; GESI/HR Frameworks and policies - national policies & strategies relevant to PCAs & its implications; international and regional relevant to PCAs; GESI/HR analysis tools; development strategies; EIA processes; Gender empowerment in Fisheries – local context and examples; PCA – application of tools, sustainability, PIC fisheries case studies.

In addition to the entry requirements, gender and poverty alleviation are considered in the



scholarships selection process. Such considerations were applied during the selection process for all KRA 6 trainings in year 3. Out of the 318 marine professionals trained, 166 or 52% of these were women. Additionally, the inclusion of 5 women in the traditional canoe-building training in Beqa is quite significant for a traditionally male oriented activity in the iTaukei Fijian cultural setting. As reported under 3.1.5,

one of the female participants of this programme continues to be part of the group of Rukua community youths who do repair works on the drua that are brought back to Rukua for maintenance. UNYT ensured that female instructors and volunteer sailors were part of the crew to ensure that the training programme was also gender-responsive.

The KRA6 team worked with the PMU Gender and Human Rights Specialist who continued to provide mentoring of research scholarship recipients to ensure that gender, social inclusion and HRBA considerations were applied during research implementation/thesis discussion section. An example of the positive impact from the mentoring support on integrating social dimensions is illustrated through PhD candidate, Ms. Kitolelei's research where GESI roles are included in her research and publication. <https://www.frontiersin.org/articles/10.3389/fmars.2021.684303/>



PEUMP PhD candidate, Mrs. Sala Kitolelei being demonstrated the use of a traditional fishing method and tools.



The PEUMP KRA6 team celebrating International Women's Day at USP

5.0 Communications and Visibility

A number of communication and visibility activities carried out for KRA 6 in year 3 sharing the USP PEUMP Programme impact stories and providing a platform for voices to be heard on key interventions, from people and communities in the 15 Pacific-ACP bloc.

The challenges brought about by border closures and COVID-19 restrictions plus 2 Tropical cyclones in Fiji and associated flooding's gave the USP PEUMP Programme an opportunity to go back to the drawing board and develop tighter strategies to provide visibility, in line with precautionary measures.

Creative plans were put in place to ensure the momentum of successful events, widespread media coverage and engagement on social media platforms from the previous year continued with minimum hindrance.

Ms. Josephine Prasad was further engaged to continue the responsibility of strategic communications and visibility of all KRA6 activities in collaboration with the PMU Communications Officer, the office of the Delegation of the European Union and Communications/Visibility Teams of all stakeholders and partners involved.

The trailblazing events continued and, the USP PEUMP Programme during this period hosted five key events.

- On July 2, 2020 KRA 6 held its first virtual live event as a precursor to the global initiative Plastic Bag Free Day. The live event, which accumulated more than 50K viewers, globally garnered the interest of the ABC's Pacific Beat and the Guardian news teams.
- On September 4 2020, the awards ceremony for cohort 2 of the micro-qualification in Establishing and Operating a Small Seafood Business. Twenty-six Pacific Islanders were provided with a platform to share their impact stories.
- On December 4, 2020, award ceremony was held for the micro-Qualification in Maintaining Seafood Safety and Quality. The thought-provoking story of Kesaia Kaisuva, a single mother, as told by the Pacific largest daily the Fiji Times, gave another first – an external validator, an opportunity to congratulate the latter through a Letter to the Editor.
- The award ceremony of the traditional canoe-building and sailing training was held in Rukua village, Beqa island on 22 January. The journey to build these sacred canoes, known as druas, helped shape the narrative of sustainable sea transport and food security as the pinnacle of the story telling during the awards ceremony. This was also a key opportunity to showcase community, Uto Ni Yalo Trust partnership and media partnership with KRA6. A video to highlight the success of this intervention was produced in partnership with the PMU, the European Union Delegation and USP is hosted on the PEUMP website.





- The first delivery of the Establishing and Operating a Small Seafood Business training for Solomon Islands was held in June. Through an in country event/virtual event the Pacific Ocean managed to connect the Ambassador of the European Union for the Solomon Islands and Pacific, H.E Sujiro Seam and USP Acting Vice-Chancellor, Dr Giulio Pāunga as key note speaker and chief guest. Amongst the 18 participants, 11 women were represented, out of which two were speakers during the event and shared their testimonies of creating possibilities.

Mainstream media was invited as the most important stakeholder and a courier of the accomplishments along with dignitaries from the European Union, USP, PMU, Uto Ni Yalo Trust and other key stakeholders to bear witness to these significant achievements.

The events generated major mainstream media pick up Pacific region wide including from Pacific regional bureaus such as the ABC, Radio New Zealand, Pacnews, the Guardian and the Pacific Newsroom. This external and internal media coverage is highlighted in Annex 4.


The KRA6 team was invited to the community of Nasolo, Ba, Fiji in September 2020 to witness and document a capacity-building event whereby a number of awardees of the Seafood business trainings imparted their knowledge and skills gained from the training to the Nasolo community women's group.

The social media pages for the Institute of Marine Resources (IMR) primarily used to megaphone PEUMP interventions continued to engage social media users almost doubling in the number of followers for this period. Organically growing the @uspimr instagram account has 540 followers, facebook 6,350 and twitter 2,573 followers. The popularity of the social media pages has also seen them being turned into the primary advertising mediums for all scholarships and the result a myriad of applications received from across the PACP-bloc.

Through the USP Corporate website, a landing page for the Institute of Marine Resources was established, which further branches into the USP PEUMP Programme directory. The USP PEUMP pages have been populated to date with all current interventions by working through the USP webmaster, the IT Officer and the Communications Consultant. A review and revamp of USP's Corporate website was undertaken in year 3 to give the organisation an ultra-edge and promote the partnership with the European Union through the PEUMP Programme as one of its objectives with this in-house media tool. The new look USP Corporate website will be virtually launched in August 2021. Special care has been taken to ensure that the repository of KRA6 publications will remain on the website at the end of KRA6 activities to allow traffic to view and use as lessons learnt the achievements. The PEUMP programme website managed by PMU was continuously populated by the Communications Consultant through the PMU Communications Officer of all key KRA6 suite of products.

KRA6 branded merchandise was also acquired to ensure sufficient branding for the European Union and Swedish Government. Key to this batch of merchandise was the USP PEUMP Programme flag, which has all flags of 15 PACP countries, the European Union, the Swedish Government and USP to signify this unique and deep regional partnership. To further integrate branding of the EU and the Swedish Government graduation lapels pinned on all successful scholarship recipients after the completion of each training course prominently displays the key donor logos. To also ensure that the media capture the branding either at key events, workshops or for impact stories (on research & training), a batch of USB's, pens, coloured tee-shirts, official shirts and recycled bags with the agreed branding were purchased and distributed

Engage with us @uspimr on instagram, twitter and facebook



#PacificOceanCustodian

“ Growing up in Western Province, of the Solomon Islands the ocean provided us with the much needed protein and today that is still the case because the #PacificOcean gives us our kaikai and we would sell what we could to make a living. As a theologian my role is to ensure that at every opportunity, I remain a sustainable steward of Earth. I want to be able to ensure the sea remains teeming with food and ocean life. How to do it and ensure the business remains sustainable is my takeaway and I cannot wait to go to my island home and apply it there within our community **”**

MR. LINRAY TUTUO
MR TUTUO IS A PASTOR AND IS THE FIRST SOLOMON ISLANDER TO BE AWARDED THE USP #PEUMP PROGRAMME MICRO-QUALIFICATION IN ESTABLISHING AND OPERATING A SMALL SEAFOOD BUSINESS. HE IS AMONGST 41 IN THE WORLD TO HAVE THIS MICRO-QUALIFICATION THROUGH A FULLY FUNDED SCHOLARSHIP



#PacificOceanCustodian

“ This is an exciting opportunity as my role takes me into remote communities and interacting with colleagues in this course who I have never met before and it allows a South-South exchange .We can share lessons learnt, challenges and turning them into opportunities around the areas of gender, livelihoods and value chain **”**

MS. AGUSTINHA DUARTE
MS DUARTE IS A RESEARCH ANALYST WITH WORLD FISH- TIMOR LESTE. SHE IS AMONGST 27 WOMEN FROM PACP COUNTRIES WHO WERE AWARDED FULLY PAID USP #PEUMP PROGRAMME CERTIFICATE IV IN RESILIENCE (CLIMATE CHANGE ADAPTATION AND DISASTER RISK REDUCTION CCARRR) SCHOLARSHIPS

Ms. Duarte is a Research Analyst at World Fish, Timor-Leste, where she focuses on gender, livelihoods and value chains.

6.0 Project Management and Coordination with PEUMP Partners

The focus for KRA 6 for project management and programme coordination in year 3 was to mobilise and guide the USP PEUMP team, and work with the PMU and programme partners towards a more coordinated approach for reporting and communications.

Project Management

Staff recruitment. From year 2, three key senior positions were pending out of the 12 project positions.

Mr. Apenisa Tamani commenced in October 2020 as the Professional Development Coordinator, one of three key senior positions.

Due to the boarder closures, Dr. Olikoni Tanaki commenced work remotely as Research Fellow TVET/CPD position in November 2020 based from the USP Tonga Campus and filling the 11th position.

Dr. Kerstin Klaus accepted the offer for the 12th position as Research Fellow, Marine Sustainable Development. Delays were encountered in the approval of work permit for Dr. Klaus who is currently based in Switzerland, the approval of which was only received in June. Efforts are in place to get Dr. Klaus to commence working remotely while arrangements for actual physical commencement in Fiji are delayed due to border closures.

Online database and Asset Register: An online database for KRA 6 funded trainings and participant information was established to enable safekeeping of and promote accessibility of baseline information. Similarly, an online asset management system was established as an inventory to document and track assignment of all assets and equipment purchased by the project.

Partnerships: Two partnership agreements were signed with IMAREST and Vatuvara Foundation respectively, and reported in section 1.

Two partnership agreements were in the process of finalization at the time of writing this report. The first is with the Australia and New Zealand Banking Group Limited for delivery of community-based financial literacy trainings (see section 1).

The USP has partnered with the United Nations Development Programme for the delivery of a community-based Climate Change Adaptation training in the Republic of Marshall Islands. The training aims to enhance understanding of climate change and disaster risks associated with various sectors for Marshallese, in particular for women and youth, at local and grass-root level. While the

pilot focuses on water security, KRA6 through the Professional Development Coordinator's involvement is in the TOT and testing of the modality of the training delivery at community-level combining a virtual and face to face level training that would allow remotely located lead trainers to directly work with in-country trainers for successful delivery. Lessons learnt will enable the adoption of the training modality and delivery for the fisheries sector in the current COVID restrictions.

Discussions were held with JICA on further collaboration with them on their SDG14 capacity building project. Similar discussions were held with the Office of the Pacific Ocean Commissioner's Office (OPOC) to further the Pacific Ocean Finance programme development (see section 1 and Annex 1 for details).

KRA6 and Programme Coordination. The KRA6 team worked closely with the PMU and programme partners on reporting and collaborative opportunities and mutual areas of interest.

Coordinated through the PMU, KRA 6 participated in the joint consultations over the course of year 3 with KRA 3 and Timor Leste counterparts to confirm priority activities for PEUMP support. .

The TVET/CPD team again collaborated with SPC FAME to jointly support the delivery of another cohort of the Certificate IV in Coastal Fisheries & Aquaculture Monitoring, Compliance and Surveillance programme through USP Pacific TAFE from May 2021.

The Applied research team continued to work with SPC FAME and Fiji Ministry of Fisheries team on the methodology for coconut crab abundance and distribution assessments.

Preliminary discussions were held in May with SPC FAME staff in Noumea on a possible partnership for student internships at USP to assist in the testing the efficiencies of using e-data technology to collect and report on fisheries market data in Fiji.

The TVET/CPD team is also working with Forum Fisheries Agency (FFA) to develop and accredit level 5 Diploma programme on Fisheries Investigation and Prosecution, a continuing pathway for the Certificate IV in Oceanic Fisheries Enforcement and Compliance programme.

The KRA6 team collaborated with the PMU interim Gender and Human Rights Specialist and colleagues from the SPC Social Development Programme to jointly develop and deliver the 1-day Refresher training on People –Centred Approaches (PCA's) to Fisheries Development reported in section 3.

The TVET/CPD team was invited by the SPC PACRES project to be part of the review and development of Resilience qualifications as reported in section 1.

7.0 Challenges encountered, Adaptive Solutions and Proposed Changes

A number of challenges were encountered for KRA 6 in year 3.

Staffing and internal administrative issues

Out of the 12 project positions, 11 positions were filled during the first half of year 3.

During the second half of year 3, two staff tendered their resignations in June, namely:

1. Mr. Azhar Buksh, IT Officer;
2. Dr. Olikoni Takani, Research Fellow TVET/CPD

The 2 positions are being reviewed and re-aligned internally to reflect the direction that the project is moving towards with more focus on training development and delivery, as well as the upkeep of visibility of project activities and outreach in the region and beyond. Proposed changes to project positions include the downgrade and split of the 2 vacant positions, IT officer and Research Fellow TVET/CPD to include 2 new Course Developer/Trainer positions to progress the development and delivery of TVET and professional short courses; an IT assistant position to work support the KRA6 team with online development and delivery of training programmes, storage and management of all project equipment, data and information, and a Communications assistant to provide ongoing support towards KRA6 obligations on the PEUMP Communications & Visibility strategy.

Additionally, the temporary recruitment of Project Assistant would provide much needed financial and administrative support for the project.

A major issue encountered in year 3 was the extremely slow process of engaging consultancies at USP. Unclear guidance on the revised processes resulted in valuable time lost towards the timely delivery of project outputs. The KRA6 team continues to work with the central Finance and Administrative sections to find amicable solutions.

COVID-19 and Tropical Cyclone impacts on year 3 planned activities.

The 2 tropical cyclones that hit Fiji in December 2020 and end-January 2021 affected training schedules and deferred the coconut crab baseline surveys for the Private islands of Vatuvara and Kaibu in Northern Lau group, and Yacata island to February 2021. Due to TC Yasa in mid-December, the traditional canoe-building training was split into 2 slots between December 2020 and January 2021. The 3rd cohort of the Seafood Business training planned for the northern part of Fiji was deferred also as a result of the direct hit from TC Yasa in the north.

PEUMP funded Master's and PhD students had their research progress hindered particularly with regard to their fieldwork and access to University laboratory and facilities during the 2 TC's.

All face-to-face trainings and staff research fieldwork were put on hold due to the COVID-19 restrictions and internal border closures for Fiji during the outbreak in 2020 and since April 2021. Trainings deferred due to TC Ana in early 2021 included a planned Seafood Business training for the northern part of Fiji and the second cohort of the Maintaining Seafood Safety and Quality planned for Suva, Fiji.

Prolonged international border closures from 2020 also continued into 2021, which meant that in-country trainings for regional countries were affected further, and primarily Fiji focused. As a result, the country distribution and representation of trainings were heavily biased towards Fiji as reflected in the M&E Logframe at Annex 2.

All face-to-face trainings and research fieldwork have been moved to year 4 for Fiji when COVID-19 restrictions are lifted. Additionally, the KRA6 team worked with Pacific TAFE to engage in-country trainers in relevant regional countries to conduct the seafood business trainings, the first of which was successfully delivered for Solomon islands in June. This approach to engage in-country trainers for other regional countries will continue in year 4 to boost the regional country numbers for participation.

While research students have been encouraged to focus on literature review and write up while their respective fieldwork are on hold, it is evident that at least 5 of the 8 students will require an extension of timeframe of study (by at least 1 semester) to enable the completion of fieldwork that is vital to their data collection.

One of the other challenges noted is that while online trainings continued in year 3, active online attendance and participation by Fiji students was greatly affected especially once the COVID-19 restrictions took effect. Examples of reasons for the drop in active online participation include civil servants being called to the frontline to support in the COVID-19 containment, mental stress relating to COVID-19 (eg. Working from home, loss of jobs and/or loved ones, lack of access to internet connectivity & computer facilities etc). Gender specific impacts for women were noted having to care for elderly, children and supervise online education, and increased household duties causing additional stress. While reasons have been captured verbally during follow up with students, the TVET/CPD team is reviewing the tracer study survey questionnaires in an effort to formally capture the impacts of COVID-19 on online learning. Flexibility with assessment deadlines and one on one follow up with students have been done to support the continued learning and eventual successful completion of training programmes including timely response to training evaluation.

With regard to the coordination of trainings, the programme has continued to take the proactive role in upcoming trainings by extending the target groups to encompass broader stakeholder representation as per articulation of “marine professionals” definition in CPD strategy.

The Pioneers testimonials continued

JOVESA VULASIGAVAKI



"In June this year, due to the impacts of COVID-19, I decided to expand into the seafood business. I started selling fish on a small scale and engaged a fisherfolk family from Vuya village to buy fish from them. I buy other supplies such as vudi (plantain), coconuts, rourou (taro leaves), lemon and chillies from women in other Bua villages to give back to the community as well.

Make food packs then sell it as a package deal. My mum, an environment trailblazer has always imparted to me that every opportunity I get women should be part of any decision-making process and the first thing I did after the first starting a small seafood business micro-qualification was to share the knowledge, I learnt with women across the communities I work in and encouraged them to become a supplier. As a small seafood entrepreneur, this micro-qualification with the Micro-qualification in Establishing and Operating a Small Seafood Business will boost and enhance the way I handle seafood starting from my supplier right to the table of my loyal customers."

LOROSIO BOUTU



"From Navolau, Rakiraki where I worked as a bartender and a diver, I had to use my skills to dive in the depths of the waters – this time to fish for marine resources and sell them to keep providing for my widower Dad and myself. When I lost my dream job as COVID-19 forced the closure of the resort I worked at, I

reminisced my happy place from a child – the sea. I knew how to gather the ocean resources to make a living but to run a small seafood business I needed to learn more about especially the use of money I had earned. With the learning's from the Micro-qualification in Establishing a Small Seafood Business and now this micro-qualification the key learning is how to maintain freshness and quality, as the customer is always right. It does get quite warm in the Western part of Fiji where I come from and with business houses coming directly to the village to buy seafood this new micro-qualification will help me to ensure that from time to time, I go to fish, to the time I deliver to my customers I know how to maintain handling safety measures."

KESAIA KAISUVA



"As a single mum I ventured into fishing, selling seafood both cooked and freshly harvested and the main challenge I had to overcome was to retain freshness and shelf life. As Pacific Islanders

know seafood either cooked or raw can perish. I have learnt so many new tactics through this micro-qualification that I can use to ensure I never sell cooked seafood that is spoilt. Freshness is essential to customers buying seafood. I only sell seafood that is sustainably caught myself and if I am buying from fisherfolk I ensure the process used has not harmed our Pacific Ocean."

MEME NAUILOVO



"My village is located along the coastline in the Yasawa Islands and we rely on marine resources for our alternate source of livelihood second to tourism and due to the COVID-19 pandemic the people from my community solely rely on sea products to get by. I have the passion to bring about development to my island

and her people so I recently started an online fish business from suppliers in my village. This was mainly set up to resuscitate hotel workers who turned fisherfolk after being laid off from the hotels in the Yasawas. With the Micro-qualification in Establishing and Operating a Small Seafood Business and this micro-qualification I have been able to narrow down the scope of management down to a microbusiness level from supply to distribution, from capital to bookkeeping and at the end of the day to grow my business by boasting sustainable, fresh and hygienically preserved seafood. This micro-qualification significantly contributes to my continuing seafood business and has also created lifetime

friendships with my other like-minded Pacific Islanders.”

MILIKA KOLINIVALA



“I am a third-generation fisherwoman and the ocean is my means of meeting basic needs. I recently started a home and office delivery service

supplying nama (seagrapes). With the Micro Qualification in Establishing and Operating a Small Seafood Business and this new micro qualification I believe that women are excellent business entrepreneurs when given opportunities. I have acquired business management skills that will assist me in setting up a successful and sustainable business. Furthermore, nama is a challenging marine resource to handle but healthy and a delicacy that has to be kept at the same temperature as the ocean. This is done to maintain its colour, crispiness and taste and this micro-qualification ensured just including how I am be able to deliver packages ensuring freshness and hygiene. I now have further tactics which I will use to modify my traditional knowledge of storage to ensure customers enjoy this rich ingredient to their culinary dishes.”

SERA VUTO

“Through the learning’s from the Micro-qualification in Establishing and Operating a Small Seafood Business I managed to get my business registered. This micro-qualification has given me knowledge to be able to share and reach out to my customers who are curious about how their meals are being prepared and their safety based on what goes into their bodies. As a business, my team and I will now be very observant on how we handle seafood when it comes from our suppliers so it does not lead to food or fish poisoning. My limitations on ideas on how to handle cooked or fresh seafood from our kitchen into meals are very adequately addressed with the practical’s further giving us experiential learnings.”



SEINI LAKALAKA UBITAU



“My dad who is also a Health inspector inspired me to take on this career and one of the key areas of my duties is to inspect food businesses on food safety procedures and attend to complaints in relation to food

safety. This includes fresh seafood or cooked as well. Given that the Labasa Town Council also has a local municipal fish market, this training has helped me acquire new skills and knowledge in maintaining seafood quality which I would be able to take back home with me and share with my fellow colleagues, fish vendors and seafood retailers within the main central business district if Labasa.”

SULIASI KOROVOU

“Originally from Narocivo, Lomaloma, Vanuabalavu in Lau, the Micro-qualification in Establishing and Operating a Small Seafood Business and the learning’s

from this micro-qualification has opened up my eyes and contributed a lot to my life giving me a chance to begin and explore further with my seafood business journey. Seafood is a delicacy and a favorite to the Pacific palette, however ensuring the safety and quality can be challenging as we live in a tropical environment sometimes with very high temperatures or remote areas. I could see that a whole lot of traditional knowledge has been included and with the right tools and temperatures we can avoid cross-contamination.”



Annex 1: Review of Progress and Performance

KRA 6: Capacity built through education, training and research and development for key stakeholder groups in fisheries and marine resources management	
Financial Narrative: Year 3 budget totalled EUR 1,355,543 in direct costs. Total actual expenditures incurred at the end of year 3 totalled EUR986,210 (73%) of the total year 3 budget. This resulted from further HR recruitment costs, funding support for 3 TVET training cohorts in year 3, first delivery of the 2 additional cohorts of the Establishing & operating a small seafood business and the 1 st cohort of the Maintaining Seafood Safety and Quality; pilot training of Traditional canoe-building and sailing; communications and visibility consultancy engagement and events including merchandise; rollout of research scholarships and applied research pilot activities, course development. The full financial report and year 4 work plan and budget is at Annex 5.	
Year 3 Planned Activities	Progress against Year 3 Work Plan <i>(Please indicate the beneficiary country (where applicable), and describe the details of outcomes of activities conducted (for example – specify the title of training or technical assistance, objectives, number of participants/recipient of TA, and results of the activity including next steps).</i>
6.1 Comprehensive Training needs and gap analysis (TNGA) undertaken	Activity 6.1 completed in year 1
6.2 Accreditation and delivery of existing TVET courses	In summary, a total of 63 professionals (27F, 36 M) trained covering 7 countries (Fiji-41, FSM-1, Kiribati-5, PNG-3, Samoa-1, Solomon Is.-9, Vanuatu-3) were provided under KRA6 for the following TVET training programmes:

	<ul style="list-style-type: none"> • Certificate IV in Training & Assessment (cohort 2) (Total of 12 participants – 3F, 9M) (Fiji-based) <p>A Fiji-based cohort was delivered from July 27 – end-October. The main purpose of the training was to build a pool of certified trainers in marine & fisheries management. The project is able to draw from the pool of certified trainers in Fiji and the region to assist with the in-country delivery of future trainings while the COVID-19 travel restrictions are in place. Note: This training was originally planned as a regional cohort but was changed to a Fiji-cohort only because of the travel restrictions in place due to COVID-19 in 2020.</p> <ul style="list-style-type: none"> • Certificate IV in Resilience (Fisheries emphasis) (Cohort 1) numbers reported in year 2 <p>This training commenced in February 2020 and was reported in the February 2020 reporting period. However, for noting in this report is the timeframe for the regional and in-country cohorts (RMI, Tuvalu, Nauru, Niue, Cook Is., Fiji, Tonga) and a regional cohort (covering the remaining of the 15 P-ACP's) were extended to take into account the COVID-19 lockdown period in most of the regional countries. The training concluded at the end of September and October, 2020 respectively.</p> <ul style="list-style-type: none"> • Certificate IV Coastal Fisheries Compliance (cohort 2) – numbers reported in year 2. <p>The second cohort commenced virtually from May 11 and concluded with competency based assessments conducted virtually from November 17 – 27. USP partnered with SPC to jointly deliver this programme. Preparatory discussions were held with SPC to explore innovative ways of conducting the virtual assessments in November given the current unprecedented COVID-19 situation. Previously, participants commenced the training online and then convened for a 10-day face-to-face session in Fiji for the practical competency-based assessments. This was the first time that SPC, USP Pacific TAFE and the PEUMP team collaborated to successfully complete the virtual assessments.</p> <ul style="list-style-type: none"> • Certificate IV in Resilience (cohort 2) (33 participants – 17F, 16M) (Fiji-16, Kiribati – 5, RMI – 3, Samoa – 1, Solomons – 5, Vanuatu – 3) <p>A regional call for applications for PEUMP funded scholarships was made in January, 2021 for the second cohort of the Certificate IV in Resilience (Climate Change/Disaster Risk Reduction). A</p>
--	--

	<p>total of 33 participants from the region from 6 countries were selected for the training. The main purpose of the training is to equip Fisheries stakeholders with knowledge & skills of risks and mitigative responses to climate change & related disasters.</p> <ul style="list-style-type: none"> • Certificate IV in Coastal Fisheries & Aquaculture Compliance cohort 3 (18 participants – 7F, 11M) (Solomons-4, Fiji-13, FSM-1); <p>A third cohort of the above programme commenced on May 5, 2021 with 18 participants represented from 3 countries. Due to the COVID-19 impacts in Fiji and the region, some flexibility has been given to students for the submission of assessments. Hence, the end-date of the training has been moved to quarter 1, 2022. The cohort is jointly supported by KRA6 and SPC FAME.</p> <ul style="list-style-type: none"> • Tracer surveys are conducted 6-month post-trainings, and commenced from April and May 2021 respectively for the qualifications that were completed in October and November 2020 respectively i.e. Cert IV in Coastal Fisheries & Aquaculture Compliance (cohort 2) and Cert. IV Training & Assessment (cohort 1), and Certificate IV in Resilience (cohort 1). Results are outlined in section 3.1.
6.3 Design of CPD and career pathways	<ul style="list-style-type: none"> • First ever delivery of Micro-qualification - Maintaining Seafood Safety & Quality. (16 participants – 9F, 7M) (Fiji – 15. Kiribati – 1); <p>The first cohort of the micro-qualification, Maintaining Seafood Safety and Quality was delivered from 24th November – 4th December in Suva, Fiji. Sixteen (16) participants went through a two-week vigorous hands on practical and theory assessment to equip them with necessary skills to improve seafood safety and quality from ‘hook to plate’. Twelve (12) of these participants were also part of the 2 earlier reported cohorts of the micro-qualification on Establishing and Operating a Small Seafood Business. The main purpose of these micro-qualifications is to equip community practitioners with skills and knowledge for further economic empowerment especially in light of the current COVID-19 pandemic job losses and resulting heavier reliance on the ocean for livelihoods.</p> <ul style="list-style-type: none"> • A second cohort of the Maintaining Seafood Safety and Quality was earmarked for 1st week of February but was deferred due to TC Ana. The revised dates for delivery is to be confirmed.

	<ul style="list-style-type: none"> • 2nd Cohort of Establishing & Operating a Small Seafood Business (26 participants – 16F, 10M) (Countries: Fiji-20, Kiribati-1, Vanuatu-2, Tuvalu-3) <p>Recognizing the need to build capacity for small-scale seafood businesses, the USP PEUMP Programme held a second regional cohort of the micro- qualification from August 24 – September 4, with 26 scholarships awarded and delivered through the USP-Pacific Pacific Technical and Further Education (TAFE) in Suva, Fiji. Out of these, 16 recipients are women including 1 from Kiribati, 3 from Tuvalu, 1 from Vanuatu and the rest from Fiji.</p> <ul style="list-style-type: none"> • A third cohort of the Establishing and operating a small seafood business scheduled for the north of Fiji was also deferred to a later date after TC Ana in January. • The agreement with the Institute of Marine Engineering, Science and Technology (IMAREST) was signed on 24th February, 2021. The main purpose of the agreement is for CPD/ career development mentoring of marine & fisheries management personnel across PACP's. Negotiations for this partnership had been ongoing since August 2019. Discussions are in place with IMAREST to move agreed activities forward immediately. • Online Professional short courses (122 participants – 63F, 59M) (countries – Cook Is. – 10, Fiji – 13, FSM -11, Samoa -12, Solomons -22, Tonga -22, Tuvalu -32) <p>A total of 122 Fisheries professionals from across 7 countries were sponsored by the USP PEUMP programme to undertake online professional development short courses which commenced from September 21st. An initial extension period for completion of courses was given up to 31st December, 2020. A further and final extension has been given up to 31st March, 2021. Participants were able to select from 30 short courses ranging between 8 – 24 hours, examples of which were Communication strategies, Writing reports and proposals, Conflict resolution,</p> <ul style="list-style-type: none"> • Discussions and a draft partnership agreement is being drawn up with the Australia, New Zealand Banking Group (ANZ). The ANZ has a community-based money-minded programme to promote financial literacy as part of its community empowerment initiatives. The USP PEUMP team is collaborating with ANZ for our Seafood Business and Seafood Safety & Quality awardees to undertake the financial literacy training as added incentives for economic empowerment and poverty alleviation (linked to 6.6 Outreach).
--	--

<p>6.4 Development and delivery of additional training courses identified through needs and gap analysis related to coastal fisheries management and sustainable marine development, gender and human rights-based approach</p>	<p>A consultant was engaged from 28th January 2021 and worked with the Workforce Development Unit of USP Pacific TAFE to continue the delivery of 2 micro-qualifications, <i>“Establishing a Small Seafood Business”</i> and <i>“Seafood Safety & Quality”</i>. Additionally, the consultant is tasked to assist in the development of other trainings such as the value-chain and analysis training packages.</p> <ul style="list-style-type: none"> • Pilot training on Traditional canoe-building & sailing. (25 participants – 5F, 20M) (Beqa, Fiji) <p>Through a partnership with the Uto Ni Yalo Trust (UNYT), twenty-five youths across 9 villages on Beqa Island, Fiji, were trained on traditional canoe building and sailing. The main objective of the training was to reintroduce traditional canoes (<i>“drua”</i>) into everyday village life, which has multiple economic and social benefits including food security, fisheries livelihood and marine resource protection. Despite Tropical Cyclone Yasa hitting Fiji during the training, the adaptive management decision was to split into timeslots from December 7-15, 2020 and Jan 20-22, 2021 respectively. Since the training, UNYT reported a number of positive impacts for the communities and youths of Beqa:</p> <ul style="list-style-type: none"> ○ Youths use the drua to go out to the reef for seafood for personal consumption and recreational activities. ○ In February 2021, communities used the drua to assist in the harvest and removal of crown of thorns (COTs) that pose a danger by destroying corals along the Beqa reefs. ○ In March 2021, students of International School Suva visited Rukua as part of their camp programme with the intention of integrating experiential learning throughout the school curriculum. The Rukua community youths were able to exchange knowledge and information about canoe-building, and how it has become useful in their daily lives. <p>Progress was made on the development of the following new training and academic courses:</p> <ul style="list-style-type: none"> • Diploma in Fisheries Investigation and Prosecution <p>The Professional Development Coordinator and the Assistant Lecturer Marine Sustainable Development worked with FFA Training Advisor and USP Pacific TAFE to take through the</p>
---	--

	<p>Certificate level 5 Diploma in Fisheries Investigation and Prosecution for approval to deliver. An Industry Advisory Committee comprising subject matter experts met twice in November and January to discuss and review the training curriculum.</p> <ul style="list-style-type: none"> • Value Chain Analysis (VCA) – Stakeholder consultations were held over the course of year 3. Given the lack of regional expertise for a VCA specialist for marine commodities, discussions are in place with the Pacific Islands Farmers Organisation Network (PIFON) who have the VCA expertise for agricultural products. A training of trainers (TOT) is planned for quarter 1, 2022 for Fisheries professionals using the agricultural commodity that will be adapted for marine commodities. • Micro-qualification on Seafood safety and handling – completed and delivered in year 3. • Certificate IV Pacific Ocean Finance – In coordination with the Office of the Pacific Ocean Commissioner (OPOC), the Ocean Finance Fellowship training package is being taken through USP for formal accreditation and delivery. Course developer, Dr. Vina Bidesi Ram was engaged to develop the qualification. The IPAC was established and has met to deliberate on the programme. It anticipated that the qualification will be ready for delivery by semester 2, 2022. • Community-based marine management tools – the training package is being developed by the KRA6 team, and anticipated for delivery in year 4. • Levels 5 and 6 in Resilience (Climate Change & Disaster Risk Reduction) <p>Professional Development Coordinator and Project Team Leader were part of the Industry Committee to review the 1st draft of the 2 qualifications in November 2020, and a further sitting in March 2021. These qualifications will continue to build the educational pathways from lower levels 1-4 in Resilience that the PEUMP team has also been involved in reviewing and delivering. The incorporation of the GESI and HR aspects into the qualifications has been a positive outcome with the Fisheries and coastal management being included as sector-specific streams of the qualifications. The initiative is in collaboration with the SPC component of the EU funded Pacific Adaptation to Climate Change and Resilience Building (PACRES) project.</p>
--	---

	<ul style="list-style-type: none"> • Value-Chain Analysis Trainings <p>An outline of the training package was drafted, circulated and discussed among the team. Stakeholder consultations commenced from January with Fiji Ministry of Fisheries, Wildlife Conservation Society (WCS), and with Pacific Islands Farmers Organisation Network (PIFON) and SPC FAME. Two main stakeholder groups are being targeted.</p> <ol style="list-style-type: none"> 1. Training targeting Fisheries personnel (extension officers) as a Training of Trainers. 2. Commodity-specific trainings targeting communities. <ul style="list-style-type: none"> • Postgraduate course in Gender and Environment – reported in 6.7. • Maintaining seafood safety and quality – delivered in year 3 – reported in 6.3. • Discussions with the Office of the Pacific Ocean Commissioner (OPOC) were held between March and June to progress possible collaboration on the Pacific Ocean Finance programme development, capacity building opportunities for conservation and sustainable use of marine biodiversity of areas beyond national jurisdiction (BBNJ).
6.5 Applied research and postgraduate scholarships	<p>With the exception of 1 student, all remaining 7-research scholarship students have commenced or were well underway into their fieldwork and data collection phase in year 3.</p> <p>At the closure of borders in 2020, PhD candidate, Dawnie Katowai (PNG) had changed her research sites from Solomon islands to Fiji. Her research was delayed by another 6 months in awaiting her research permit from the Fiji Ministry of Education, only t further stalled when the COVID lockdown happened in April this year.</p> <p>An additional 5 students have their fieldwork on hold due to COVID restrictions. Students have therefore focused on their literature review and write-up instead to keep the momentum flowing with their respective researches.</p> <p>Two PhD students have a manuscript each accepted for publication in “A” – classified academic journals:</p>

	<ul style="list-style-type: none"> • “Na Vuku Makawa ni Qoli: Indigenous Fishing Knowledge (IFK) in Fiji and the Pacific” – Salanieta Kitolelei, <i>Frontiers Marine Science Journal</i>. • "Multibiomarker Responses to Polycyclic Aromatic Hydrocarbons and Microplastics in Thumbprint Emperor Lethrinus Harak from a South Pacific Locally Managed Marine Area" – Rufino Varea, <i>Nature Scientific Reports</i>. <p>Additionally, KRA6 staff and students will be presenting papers at the World Fisheries Congress in September 2021.</p> <ul style="list-style-type: none"> • Title: “Upskilling our Pacific Islands fisheries advocates” – Cherie Morris, PEUMP staff. • Title: “Multibiomarker application in marine sentinel fish and gaps in environmental risk assessments in Pacific Island Countries and Territories”: Rufino Varea, PEUMP PhD candidate. • Title: “Evaluation of the abundance and distribution of microplastics in Fiji surface waters”: Andrew Paris, PEUMP Master’s candidate. • Title: “Gems of time – Tales of fisherwomen and their local ecological knowledge – Fiji” – Salanieta Kitolelei, PEUMP PhD candidate. <p>The USP PEUMP Applied research staff provided mentoring, fieldwork support and co-supervision for research students in year 3.</p> <p>Research collaboration is ongoing with Fiji Ministry of Fisheries and PEUMP partners to aid in data collection for informed management of national priority species. These included:</p> <ul style="list-style-type: none"> • Baseline Coconut crab hunter’s surveys (Distribution and abundance) <p>The PEUMP and Fiji Ministry of Fisheries team conducted preliminary surveys from July 1 – 15 in Vanuabalavu in the northern Lau group. A virtual training was conducted by SPC counterparts</p>
--	--

	<p>for the USP PEUMP team and Ministry of Fisheries personnel on the methodology for conducting the hunter's surveys from September 22 – 23.</p> <p>The team covered surveys for Naelelevu island from November 10 – 20. A partnership agreement signed in November with Vatuvara Foundation for joint collaboration on 2 Private islands – Vatuvara and Kaibu Islands in the northern Lau group, Fiji. Baseline Survey commenced for 3 islands – Yacata in Cakaudrove province and Vatuvara, Kaibu islands northern Lau group from 12 February – 7 March 2021. Original planned dates for travel were from December 14th – 21st but was deferred due to TC Yasa. A technical report published following the preliminary surveys is at this link: https://drive.google.com/file/d/1yWLKrbooRThbOkmFFfFsHJW6f8aFP7ha/view?usp=sharing</p> <ul style="list-style-type: none"> • Octopus research - Catch Per Unit Effort (CPUE) <p>A number of field visits were undertaken in 2020 where measurements of weight, length and identifying of sexes of octopus were conducted, including interviewing the fishers on their effort:</p> <ul style="list-style-type: none"> ○ 3 – 7 Aug to Rakiraki and Malake, Ra province; ○ 14 – 17 October, Follow up to Malake island, Ra province; ○ 19– 24 October to Lautoka. ○ Fieldwork earmarked from 22 January – 10 February covering the western part of Viti Levu was cut short due to TC Ana that hit Fiji on 31st Jan. ○ Fieldwork earmarked from 10 – 27 April 2021 covering western Viti Levu was cut short due to COVID internal border closures from April 21st. <ul style="list-style-type: none"> • Size at maturity survey for 4 lobster species <p>Two visits were made over the reporting period to determine carapace size measurement, identification of sex and maturity of lobsters:</p> <ul style="list-style-type: none"> • 17 – 22 August, Vanua Levu Fish markets. • 19 – 24 October Lautoka fisheries market.
--	--

	<ul style="list-style-type: none"> • 17 November – 5 December, Vanua Levu, Western Viti Levu Fish markets. • 22 January – 10 February covering the western part of Viti Levu was cut short due to TC Ana which hit Fiji on 31st Jan. • Fieldwork earmarked from mid-March to mid-April covering western Viti Levu and Vanua Levu was cut short due to the COVID closures. <p>Since the COVID restrictions, the applied research team has focused on data analysis, technical report and drafting papers for publications.</p>
6.6 Outreach, including on-line delivery of education and training, publications and talanoa	<p>Development of online courses for outreach purposes:</p> <ul style="list-style-type: none"> • SDG14 awareness (MOOC) – The Japan International Cooperation Agency (JICA) is currently implementing the “Pacific Islands Capacity Enhancement for Achieving SDG 14” project across the Pacific region. Given the synergies across the 2 projects, KRA6 and JICA counterparts are coordinating efforts to utilize the existing expertise of USP and JICA to deliver SDG-14 related trainings and maximize benefit for Pacific islanders. • Gender & Environment – will be developed upon the completion of the Gender & Environment postgraduate course (see 6.7). <p>A Talanoa event was initially planned for December 2020 to involve youths and promote discussions around the oceans theme. However, the event was deferred to accommodate the Traditional canoe-building and sailing training in December, and further deferred following the 2 Tropical cyclones in December and January respectively, and the COVID-19 lockdown in Fiji in April.</p> <p>A number of key events were held in 2020 to promote the outreach of KRA6:</p> <ul style="list-style-type: none"> • 2 July – First PEUMP programme virtual live event – PEUMP funded Masters research student, Andrew Paris presented on current preliminary findings to his research on “Microplastic Abundance and Distribution in Surface Waters around Viti Levu, Fiji.” • 25 September – The USP PEUMP team was invited by the regional body of the USP Students Association (USPSA) to present an overview of KRA6 as well as to provide

	<p>testimonials for project staff, and PEUMP scholarship recipients. The regional body of the USPSA has a wide extensive reach in the region and the USP PEUMP team is exploring ways of tapping into this network to maximize its reach in the region right down to the grassroots communities.</p> <ul style="list-style-type: none"> • 29 – 30 September– The KRA6 team were invited by the Women’s group from Nasolo Community, Ba, Western Viti Levu to witness 4 of the programme’s sponsored graduates transferring the knowledge and acquired from the micro-qualification, Establishing and Operating a Small Seafood Business to women of Nasolo village. <p>A consultancy was engaged in year 3 to document video testimonials and impacts from the 2 micro-qualifications delivered in Fiji on Seafood business and Seafood safety and quality trainings. However, activities were put on hold when the COVID restrictions took effect in April. Alternative options are being explored for innovative ways of documenting such impact stories despite the restrictions.</p>
6.7 Rights based & gender trainings	<p>A refresher training on People –Centred Approaches to Fisheries Development was held on September 23rd in partnership with SPC (PMU and the Social Development Programme) and the USP School of Social Studies. A total of 41 participants attended the 1-day workshop face to face or virtually which included PEUMP staff & research students, and USP Gender studies postgraduate students. The workshop focused on:</p> <ul style="list-style-type: none"> • introducing the concepts and importance of people-centred approach for the sustainable development of the fisheries sector. • strengthening the capacity of participants to integrate cross-cutting issues into Fisheries & marine resource management; • sharing of experiences across sectors on the issues and possible solutions on people-centred approaches. <p>In collaboration with the USP School of Social Studies, development of the Postgraduate course in Gender and Environment was further progressed in year 3. The Gender and Environment course will be part of the Postgraduate diploma programme in Gender Studies that was approved for development and delivery in the November 2020 at the sitting of the University’s</p>

	<p>highest governing body, the USP Council. An EOI for course developer was advertised in February 2021. However, the COVID-19 restrictions in Fiji resulted in the delayed engagement of the Consultant and deferment of course delivery to semester 1, 2022. The course developer will work closely with the PMU Gender and Human Rights Specialist, KRA6 team and key stakeholders to develop the course curriculum. While the Gender and Environment course is a core course under the Postgraduate diploma in Gender Studies programme, it will also serve as an elective for postgraduate Marine studies students at USP.</p> <p>Once developed, the postgraduate course in Gender and Environment will be modified to a Massive Open Online Course (MOOC) targeting a wider audience as part of its outreach activities.</p> <p>The GESI/HR concepts are also being explored for incorporation in the new and existing training programmes delivered through KRA6:</p> <ul style="list-style-type: none"> • Revision of levels 1-4 Resilience • New qualifications for levels 5 and 6 in Resilience • Diploma level 5 in Fisheries Investigation and Prosecution. • Pacific Ocean Finance – level 4 <p>The inclusion of women in all trainings is evident that out of the 318 marine professionals trained, 169 or 53% of these were women. The inclusion of 5 women in the Traditional canoe-building training held in December/January in Fiji can be highlighted as a first because traditionally, canoe-building building was always demarcated for males only.</p>
<p>Issues, if any and actions taken to address issues:</p> <p>On boarding and outgoing staff continued to be an issue in year 3. A team approach was taken to ensure the timely delivery of KRA6 outputs. The TVET/CPD team were only fully in place in the second quarter of 2020 with the Research Fellow TVET/CPD resigning again after 6-months. The Research Fellow Marine Sustainable Development (MSD) still had not commenced remotely at the time of this report. Additionally, the IT officer tendered his resignation in June 2021. While we anticipate that the Research Fellow MSD to commence in October, the positions of IT officer and Research Fellow TVET/CPD are being reviewed in accordance with the direction of the project, the alignment of deliverables and the associated human resource requirements.</p>	

Internal lengthy processes for administrative and financial approvals particularly with procurement of services and much needed research equipment contributed to the overall delays in timely implementation of activities. Added to that, while the work from home mode took effect from April since the COVID restrictions, it took a few weeks for a coordinated system of online vetting and approvals, which further delayed implementation. To address the issue, constant tracking and follow up was done to ensure that clearance is given before activities are implemented. Additionally, meetings were held with relevant corporate administrative and financial sections of the university to raise the issues and explore ways of initiating positive change in the existing This is something that the team continues to take pro-active measures towards for year 4 activities.

USP Restructure – The new administrative structures at USP took effect from January 1st, 2021. The Institute of Marine Resources (IMR), under which the PEUMP KRA6 is housed now sits within the School of Agriculture, Geography, Environment, Oceans and Natural Sciences (SAGEONS). Delays in implementation were faced in the first 2 months of 2021 while the operational channels and processes were being sorted.

Actions Required for Year 4:

6.2 Accreditation and delivery of existing TVET courses

Follow-up actions:

- Continuation of Cert IV in Coastal Fisheries & Aquaculture Compliance – virtual competency based assessments session due in February 2022 (regional cohort).
- Completion of Cert IV Resilience qualification by end-September (Regional cohort)).
- Finalization of review and delivery of revised Resilience qualifications Levels 1-4 (Quarter 1, 2022)
- Tracer study surveys to continue from the previous cohorts to identify training impacts

6.3 Design of CPD and career pathways Follow-up actions:

- Call for nominations and rollout from 6-pilot countries for IMAREST membership and remote mentoring.

6.4 Development and delivery of additional training courses identified through needs and gap analysis related to coastal fisheries management and sustainable marine development, gender and human rights-based approach

Follow-up actions:

- Engage short-term consultancies for the development of new training courses, in-country tutorial support for online regional delivery, and trainers for simultaneous rollout of deliveries (ongoing);
- Delivery of Vanuatu-based cohort for Establishing & operating a small seafood business – Date to be confirmed.
- Delivery of micro-qualification, Seafood handling & safety for Solomon Islands 2nd half, 2022
- Finalisation of Diploma in Fisheries Investigation and Prosecution – target May 2022 approval of Council
- Finalisation of Certificate IV in Pacific Ocean Finance – target May 2022 approval of Council
- Training of trainers Value Chain Analysis – Quarter 1, 2022
- KRA6 technical teams to develop short courses/MQ's for Community-based marine management tools, VCA, Resilience, Technical report writing, Proposal development trainings.
- Professional Development Coordinator to lead TOT for Resilience training in pilot community-based training in RMI (USP partnership with UNDP) – August 2021.
- Delivery of Tonga cohort for Establishing & operating Seafood business – 2nd half, 2022.

6.5 Applied research and postgraduate scholarships

Follow-up actions:

- Monitor progress of students to ensure timely completion of planned activities, follow up with students on regional field work and discuss contingency options in light of current regional travel restrictions; link students up with PEUMP partners working in areas related to students' research topics;
- Continue rollout of planned market and catch per unit effort surveys.
- Rollout of coconut crab baseline surveys.
- Follow through on publication of research by staff and students (ongoing)

6.6 Outreach, including on-line delivery of education and training, publications and talanoa

Follow-up actions:

- Planning and rollout of public lectures via different modes eg. Talanoa session; Virtual Zoom session with Timor Leste WorldFish counterpart – proposed for Qtr 4, 2021.
- Outreach – documentary development of impact stories for PEUMP scholarship recipients (to be confirmed-dependent on lift of COVID restrictions and borders)
- Documentary launch – (date to be confirmed)

6.7 Rights based & gender trainings

Follow-up actions:

- Finalisation and delivery of postgraduate course in Gender and Environment (sem 2, 2021/sem 1, 2022);
- Development of Gender and Environment MOOC course (sem 1, 2022)
- Incorporation of GESI/HR approaches in new trainings
- Follow up on Fresher training held in Sep 2021 and confirm whether another training is rendered.

Activities not completed and why?

Activities not completed or deferred were mainly due to the COVID-related restrictions and also the 2 TC's that impacted Fiji in December and January respectively, namely

1. Research fieldwork for applied research staff and students were put on hold/deferred;
2. Face to face trainings deferred i.e. cohort 3 of Establishing and Operating a Small Seafood Business (North Fiji), cohort 2 of Seafood Safety and Quality.
3. Talanoa event was deferred a number of times since December 2020, now moved to year 4.
4. Rollout of IMAREST activities were deferred to year 4 as agreement was only signed in February following which 2 months later, COVID restrictions took effect.

Annex 2: KRA6 M&E Logframe

Intervention Logic	Indicators	Baselines	Targets	Yr 1 Actual	Yr 2 Actual	Yr 3 Actual	Total Actuals	Sources & means of verification	Assumptions
To support improved sustainable management and development of fisheries for food security and economic growth, while addressing climate change resilience and conservation of marine biodiversity.	(SO1.6) Number of women who have access to higher roles and responsibilities in marine/fisheries sector as a result of TVET/CPD training courses	(SO1.6) By 2018, the average number of women per country is 5	(SO1.6) By 2023, at least 20 more women across PACP countries will have access to higher roles and responsibility as a result of the programme intervention		5 women have access to higher roles and responsibilities in marine/fisheries sector as a result of TVET/CPD training 10 men have access to higher roles and responsibilities in marine/fisheries sector as a result of TVET/CPD training	2 women 1- Timor Leste, 1-Solomons 6 men 1- RMI, Tuvalu-1, Fiji-2, Samoa-1, PNG-1	7 women 4- Fiji, 1- Niue, 1- Timor Leste, 1-Solomons 16 men 6-Fiji, 2- Kiribati, 2- Samoa, 1- Vanuatu, 1- Nauru, 2- RMI. 1- Tuvalu, 1- PNG	Year 2 tracer surveys from existing 2 TVET training interventions	Training is effectively applied in the field
(O6) Capacity built through education, training and research and development for key stakeholder groups in fisheries and marine	(O6.1) Number of male/female (by country) benefitting from TVET/CPD skills development funded by the programme.	(O6.1) By 2018, 379 had already been trained in TVET and CPD courses12 Breakdown of number in (O6.1.1)	(O6.1) By 2023, 1,140 people have been trained through TVET and CPD courses. Breakdown of number in (O6.1.1) and (O6.1.2)				TVET:195 Exceeded	Records of confirmed registered participant/student numbers ,Signed attendance sheets Tracer survey by USP/following IMaRest PD recipients	Training is effectively applied in the field PEUMP partners and USP Senate will support new course developed

resources management	<p>(O6.1.1) Existing TVET/CPD -Coastal fisheries and SMD -Local business development - Others</p> <p>(O6.1.2) New TVET/CPD -Coastal fisheries and SMD -Local business skills development -Others</p>	<p>(O6.1.1) TVET: 291 CPD: 88</p> <p>(O6.1.2) TVET: 0 CPD: 0</p>	<p>(O6.1.1) TVET: 150 CPD: 375</p> <p>(O6.1.2) TVET: 90 CPD: 525</p>	<p>TVET:27 (14M, 13F)</p> <p>-</p>	<p>TVET:105 (54M, 62F)</p> <p>CPD:15 (6M, 9F)</p>	<p>TVET:63³⁵ (36M, 27F)</p> <p>CPD:166³⁶ (77M, 89F)</p> <p>CPD:41³⁷ (27M, 14F)</p>	<p>target (existing) (104M, 91F)</p> <p>CPD166 (existing) (77M, 89F)</p> <p>CPD:56 (new) (33M, 23F)</p>	PEUMP programme annual reports	
	(O6.2) Number of beneficiary participants successfully graduated from postgraduate courses (Masters and PhD) in marine science or marine management	(O6.2) By 2018, 16 (10 men and 6 women) had graduated with a Masters or PhD from USP School of Marine Studies ((O6.2) By 2023, 8 (4 MSc; 4 PhD) beneficiary participants will have graduated	6 scholarships awarded (2 Masters, 4 PhD) (3M, 3F) (Fiji 4, Tonga 1, PNG 1)	2 Masters scholarships awarded (2F) (Tuvalu 1, Fiji 1)	8 full scholarships-ongoing	8 full scholarships awarded;		
	(O6.3) Number of new courses developed/existing courses revised and delivered a.	(O6.3) By 2018, no new courses have been	(O6.3) By 2023, 10 courses will either be newly	-	New course developed & delivered:	New courses developed & delivered:	3 new programmes developed		

³⁵Certificate IV in Training & Assessment cohort 2-12 participants (3F, 9M) (Fiji-based); Certificate IV in Resilience cohort 2 – 33 participants (17F,16M) Fiji-16, Kiribati-5, PNG-3, Samoa-1, Sol-5, Van-3, Samoa-1);,Certificate IV in Coastal Fisheries & Aquaculture Compliance cohort 3 - 18 participants (7F, 11M) Fiji-13, FSM-1, Sol-4)

³⁶ Online professional development short courses – 122 participants (63F,59M) (Cooks – 10, FSM – 11, Samoa – 12, Fiji – 13, Solomons – 22, Tonga – 22,Tuvalu – 32); Establishing and operating a small seafood business – 26 participants (15F,11M) Fiji-20,Kir-1, Tuvalu-2,Vanuatu-3); Establishing and operating a small seafood business – 18 participants (11F,7M)(Solomon Islands-based).

³⁷Maintaining seafood safety – 16 participants (9F,7M) (Fiji); Training on Traditional canoe-building and sailing – 25 participants (5F,20M) Fiji-based.

	Coastal fisheries and sustainable marine development (SMD) b. Local Business Skills Development c. Others (developed through the programme	developed or revised with the support of the programme (b)Establishing & Operating a small seafood business	Maintaining Seafood Safety and Quality. Traditional canoe-building training	and delivered.		
	(O6.4) Number of partnership agreements in place for collaborative research	(O6.4) By 2018, there were 7 active partnership agreements related to IMR and USP SMS	(O6.4) By 2023, 10 partnership agreements are in place	-		2 partnership agreements In place	2 IMAREST and Vatuvara Foundation		
	(O6.5) Number of people trained in gender, social inclusion and HRBA (disaggregated by gender)	(O6.5) By 2018, 0 people have been trained in gender, social inclusion and HRBA with support through the programme	(O6.5) By 2023, 50 people (25 male; 25 female) have been trained in gender, social inclusion and HRBA	12 (4M, 8F)	-	48 ³⁸ (12M, 36F)	60 (16M, 44F) (Exceeded target)		

³⁸ People-centred approaches to Fisheries development training -48 participants (36F, 12M) Fiji-40, PNG-1, Sol-2, Tonga-2, Tuvalu-1, Vanuatu-2.

Annex 3: Media Monitor

DATE OF EVENT	OUTLET	TITLE	LINK /ADDITIONAL INFORMATION
July 2, 2020	Communications Fiji 2 English Stations Fiji Village Legend FM FM 98	Serious concerns raised as research shows micro plastic in fish and other seafood sources in Fiji	https://bit.ly/3enJPXE
July 2, 2020	Communications Fiji Viti FM	Serious concerns raised as research shows micro plastic in fish and other seafood sources in Fiji	https://bit.ly/3enJPXE in iTaukei
July 2, 2020	Communications Fiji 2 Hindi Stations Navtarang Radio Sargam	Serious concerns raised as research shows micro plastic in fish and other seafood sources in Fiji	https://bit.ly/3enJPXE in Hindustani
July 2, 2020	Communications Fiji Live event stream was placed on Youtube Channel which has 19.7K followers	Serious concerns raised as research shows micro plastic in fish and other seafood sources in Fiji	https://bit.ly/385G7B7
July 2, 2020	Fiji Sun	Help! We Have A Plastic Crisis!	https://bit.ly/3Dkt9Og
July 2, 2020	Fiji Sun	Microplastics Affect Pacific Peoples' Health, 'People May Be Consuming A Credit Card Worth Of Plastic Per Week'	https://bit.ly/3gkWXAz
July 2, 2020	Fiji Television	6pm news Plastic in Seafood We Eat	Link not available
July 2, 2020	Fiji Television Breakfast Show	Does your seafood have plastic	
		https://drive.google.com/file/d/14D8q2ZnDEvd9RrsohM0v_i10Bx4R2V77/view?usp=sharing	
July 2, 2020	Pacnews	Invisible Plastic in our Seafood	https://bit.ly/2OpFJ6O
July 2, 2020	Nukualofa Times	Invisible Plastic in our Seafood	https://bit.ly/3gpETVO
July 2, 2020	NZ Fiji Times newspaper	Researchers find microplastic in Fiji waters	https://bit.ly/2UJol3E
July 2, 2020	Fiji Times	Plastics plague Fiji waters	https://bit.ly/3goRJE2
July 2, 2020	ABC	Scientist finds microplastics in even the most remote parts of Fiji's waters	https://ab.co/3mrbcYu
September 23, 2020	Communications Fiji	68% of fish in the Suva Coastal Area have microplastic	https://bit.ly/3gl0hvx
September 23, 2020	Communications Fiji	Pollution in Suva	https://bit.ly/3mrc1R4
September 23, 2020	USPSA facebook page	USP graduates first batch of seafood safety micro-qualification awardees	https://bit.ly/3mq7WfV
August 15, 2020	The Guardian	The plastic we use unthinkingly every day is killing our planet – and slowly but surely killing us	https://bit.ly/3B3etB9
July 2, 2020	USP Corporate Website	Invisible Plastic in our seafood	https://bit.ly/3ftlC3s

July,2 2020	USP IMR website	Invisible Plastic in our seafood	https://www.usp.ac.fj/index.php?id=891
July 2, 2020	USP Youtube	Invisible Plastic in our seafood	https://youtu.be/B5qCMLasisU
July 3, 2020	Fiji Times	Young entrepreneur – Business opportunities open up during pandemic	https://bit.ly/2We4jP2
July 3,2020	PEUMP website	Invisible Plastic in our Seafood	https://bit.ly/3j7wPLg
September 4, 2020	ABC	How micro-qualifications have opened the way for Pacific workers to add to their skills	https://ab.co/2FGREfp
September 4, 2020	Communications Fiji Fiji Village FM96 Legend FM	Mother of two determined to make it despite the struggles	https://bit.ly/3i9iv4T
September 4, 2020	Communications Fiji Viti FM	Mother of two determined to make it despite the struggles	In iTaukei
September 4, 2020	Communications Fiji Radio Sargam Navtarang	Mother of two determined to make it despite the struggles	In Hindi
September 4, 2020	Communications Fiji Fiji Village FM96 Legend FM	Youngest awardee will go back home as a proud seafood businesswoman	https://bit.ly/3ykZ0uJ
September 4, 2020	Communications Fiji Viti FM	Youngest awardee will go back home as a proud seafood businesswoman	Itaukei
September 4, 2020	Communications Fiji Radio Sargam Navtarang	Youngest awardee will go back home as a proud seafood businesswoman	Hindi
September 4, 2020	Fiji Television news	Seaweed diver has new micro qualification (Adi Alesi Bete)	Link NA
October 13, 2020	Fiji Television Breakfast Show	Nasolo business	https://bit.ly/3kiVmfO
September 5, 2020	Fiji Television Breakfast Show	The ocean and a micro-qualification	https://bit.ly/3iRPrMV
September 5, 2020	Fiji Times	A reason to smile	Link NA
September 5, 2020	Fiji Times	26 women receive business certificates	https://bit.ly/3f72KY1
September 5, 2020	Fiji Times	Kiribati resident to help family	https://bit.ly/386YyW8
September 5, 2020	Fiji Times	Ratu calls it a day, turns to business	https://bit.ly/3AZ98uw
September 5, 2020	USP Corporate Website	41 Pacific Islanders now proud recipients of seafood business micro-qualification	https://bit.ly/3c69cgY
September 5, 2020	USP IMR website	41 Pacific Islanders now proud recipients of seafood business micro-qualification	https://bit.ly/3DacE7y
September 4,2021	PEUMP website	41 Pacific Islanders now proud recipients of seafood business micro-qualification	https://bit.ly/3j7wPLg
September 5, 2020	Tuvalu Radio and Television	Three Tuvaluans amongst 41 Pacific Islanders who are recipients of seafood business micro-qualification	N/A
March 8, 2021	EEAS website	IWD2021: EU Programme Empowers Women in Tuvalu and the Pacific	https://bit.ly/3mtS7ES
September 5, 2020	VBTC	Elizabeth receives seafood certification	NA

September 5, 2020	Vanuatu Post	Two ni-Vanuatu graduate with USP seafood micro qualification	NA
September 4, 2020	Solomon Star	Mother led Elizabeth into seafood business	NA
September 4, 2020	SIBC Three radio stations FM/AM	Solomon Islander amongst USP seafood certificate	NA
September 4, 2020	Pacnews	41 Pacific Islanders now proud recipients of seafood business micro-qualification	NA
September 4, 2020	Fiji Times	Workshop broadens food prep knowledge	https://bit.ly/3mwcFN0
December 4, 2020	Fiji Times	Kesaia takes a step up	https://bit.ly/3sDwJhF
December 4, 2020	Fiji Times	Ben turns to the sea	https://bit.ly/3j9w707
December 4, 2020	Humans of Kiribati	Nine women graduate including Kiribati Catholic Women's Director	https://bit.ly/385zM8J
December 4, 2020	Fiji Sun	Naulivou Improves Business To Help Cousins, Uncles	https://bit.ly/3mpDoe5
December 4, 2020	Fiji Sun Facebook	A 27-year-old woman from Bukama, Yasawa, is using her new qualification to improve her business and also help hotel workers turned fishers from her village.	https://bit.ly/3zh6mR1
December 4, 2020	Communications Fiji Legend FM FM96 Fiji Village	Single mum amongst nine women with new seafood safety micro-qualification	N/A
December 4, 2020	Communications Fiji Radio Sargam Navtarang	Single mum amongst nine women with new seafood safety micro-qualification	Hindi
December 4, 2020	Fiji Times	Hook to plate	https://bit.ly/3mtuT1Q
December 4, 2020	PEUMP website	Sixteen Pacific Islanders first to receive micro-qualifications in maintaining seafood safety and quality	https://bit.ly/2Whqi7U
December 4, 2020	Fiji Times Letters to the Editor	Kesaia's powerful story	https://bit.ly/3yaaElr
December 4, 2020	USP facebook page	A historic moment today USP #PEUMP Programme 16 #PacificIslanders became the first in the world to be awarded with a Microqualification in Maintaining #seafood Safety and Quality.	https://bit.ly/3yfh4Gp
December 4, 2020	USP Corporate Website	Sixteen Pacific Islanders First to Receive Micro- Qualification in Maintaining Seafood Safety and Quality	shorturl.at/tDM59
December 4, 2020	USP IMR website	Sixteen Pacific Islanders First to Receive Micro- Qualification in Maintaining Seafood Safety and Quality	shorturl.at/kopHL
January 22, 2021	Communications Fiji FM96 Fiji Village Legend FM	5 women from Beqa Island the first in the Pacific to learn traditional canoe building and sailing	https://bit.ly/3zfvyaq
January 22, 2021	Communications Viti FM	5 women from Beqa Island the first in the Pacific to learn traditional canoe building and sailing	i-Taukei version

January 22, 2021	Communications Fiji FM96 Fiji Village Legend FM	5 women from Beqa Island the first in the Pacific to learn traditional canoe building and sailing	Hindi version
January 22, 2021	Fiji Village Facebook	5 women from Beqa Island the first in the Pacific to learn traditional canoe building and sailing	https://bit.ly/3jbwkQj
January 22, 2021	Fiji Village Twitter	5 women from Beqa Island the first in the Pacific to learn traditional canoe building and sailing	https://bit.ly/2UFZjIM
January 22, 2021	Communications Fiji FM 96 Fiji Village Legend FM	Beqa Island villagers decide to restrict non-recyclable plastic bottles and bags in their villages	https://bit.ly/3yadAVt
January 22, 2021	Communications Fiji Viti FM	Beqa Island villagers decide to restrict non-recyclable plastic bottles and bags in their villages	i-Taukei
January 22, 2021	Communications Fiji Radio Sargam Navtarang	Beqa Island villagers decide to restrict non-recyclable plastic bottles and bags in their villages	Hindi
January 22, 2021	Fiji Village YouTube Channel 19K followers	Beqa Island villagers have decided to restrict non-recyclable plastic bottles and bags in their communities	shorturl.at/xzJT5
January 22, 2021	Fiji Times	25 learn to build and sail traditional craft	https://bit.ly/3kLRwe
January 22, 2021	Fiji Times	EU ambassador justifies investment	https://bit.ly/3y9tZcR
January 22, 2021	Fiji Times	New role of awardees	shorturl.at/huOY0
January 22, 2021	Fiji Times	Woman proud to be part of training	shorturl.at/loMPV
January 22, 2021	Fiji Times	Drua to aid in sustainable fishing	https://bit.ly/3D8mC9v
January 22, 2021	Fiji Times	Sustainable Sovereigns of the Sea	https://bit.ly/3ggqLf0
January 22, 2021	Fiji Sun	Fiji women on a mission to save Beqa	https://bit.ly/3ygSwga
January 22, 2021	Fiji Sun	Climate Change our biggest threat	shorturl.at/norAF
January 22, 2021	Fiji Television 6pm news	Beqa has drua builders to combat climate change	N/A
January 22, 2021	Fiji Television Breakfast	Beqa's drua builders	N/A
January 22, 2021	USP Corporate website	10 villages now have sustainable sea transport and access to a canoe-building workshop	shorturl.at/nHKX0
January 22, 2021	Pacific Islanders and Rotumans facebook page	10 villages now have sustainable sea transport and access to a canoe-building workshop	shorturl.at/blpHV
January 22, 2021	Taumako people, activities, sites and culture facebook page	10 villages now have sustainable sea transport and access to a canoe-building workshop	shorturl.at/anBC1
January 22, 2021	Uto Ni Yalo facebook post	What we thought was our last project for the year became our first project for 2021	shorturl.at/bmIL7
January 22, 2021	Uto Ni Yalo Facebook post	A great start to our 2021 activities	shorturl.at/dxGS1
January 22, 2021	PEUMP website	10 villages now have sustainable sea transport and access to a canoe-building workshop	https://bit.ly/3872iqq

January 22, 2021	USP IMR website	10 villages now have sustainable sea transport and access to a canoe-building workshop	shorturl.at/jloDN
June 4, 2021	Capacity4dev	Seeking a harmonious coexistence between Pacific Islanders and the life below water	https://bit.ly/3yQo11P
June 29, 2021	Pacific Newsroom	18 Pacific Ocean Custodians from Solomon Islanders who are now further equipped with skills and knowledge to operate seafood businesses' after gaining a Micro-Qualification in Establishing and Operating a Small Seafood Business.	https://bit.ly/3jbNPQH
June 29, 2021	Island Sun	Eighteen to graduate in small seafood business	https://bit.ly/2UGDoef
June 29, 2021	Island Sun	History created	https://bit.ly/3DmauSr
June 29, 2021	Island Sun	18 locals with know how on operating seafood businesses	N/A
June 29, 2021	Island Sun	Single mums struggle to educate her kid through seafood vending	N/A
June 29, 2021	Seafood Solomon Islands	Congratulations Pacific Ocean Custodians	https://bit.ly/3zf66Sv
June 29, 2021	USP IMR website	Building seafood business resilience to support Solomon Islanders during pandemic	shorturl.at/giBX5
June 29, 2021	USP Corporate website	Building seafood business resilience to support Solomon Islanders during pandemic	shorturl.at/jsOU8
June 29, 2021	SIBC Radio Happy Isles Wantok Radio Radio Happy Lagoon Radio Temotu	Historic seafood course in Solomon Islands	N/A
June 29, 2021	Solomon Star PAO FM	18 locals awarded micro-qualification in small seafood business	N/A
June 29, 2021	FM 104.1	Solomon Islanders graduate with unique seafood micro-qualification through scholarships	N/A
June 29, 2021	PEUMP website	Building seafood business resilience to support Solomon Islanders during pandemic	shorturl.at/czDNP
June 29, 2021	Radio New Zealand	Course teaches fishing hand in hand with sustainability	shorturl.at/cBDJ4
June 29, 2021	Pacnews	Building seafood business resilience to support Solomon Islanders during pandemic	N/A
June 29, 2021	Fiji Times	USP course teaches fishing	shorturl.at/brGU2

ANNEX 4: FINANCIAL STATEMENTS AND YEAR 4 BUDGET & WORK PLAN

Content:

Project Identification

Key Financial Highlights

Management Declaration by University of the South Pacific (USP)

Summary Statement – Income and Expenditure

Statement of Income and Expenditure

Disclaimer on the Supplementary Information

Expenditure by Country Report

Costed Work Plan

Year 3 Forecast Summary – Budget Lines

Project Identification

Project Title:	Pacific – European Union Marine Partnership (PEUMP)
Project Duration:	57 months
Beneficiary:	15 PACP countries
Delegation Agreement Reference:	FED/2018/397-490
Total Action cost:	EUR 5,714, 000.00
Organization:	The University of the South Pacific (USP).

KEY FINANCIAL HIGHLIGHTS

As shown in the accompanying special purpose financial statements, the key highlights for the period 01 July 2020 to 30 June 2021 are as follows:

Overall Funding Income Received	Total Funding utilized-Year 1	Total Funding utilized-Year 2	Total Funding utilized-Year 3	Balancing Remaining
EUR 1,875,521.68	EUR 158,347.29	EUR 614,251.72	EUR1,055,244.42	EUR47,678.45

Total direct eligible expenditure incurred for year 3: EUR 986,209.73

Total Administrative cost (Indirect – 7%): EUR69, 034.68

Total eligible expenditure (inclusive of administrative – 7%) totaled EUR 1,055,244.42

Project execution on the funding income received:

Total eligible expenditure (Year 1, Year 2 & Year 3)	EUR 1,827,843.23
Total funding income received	EUR 1,875,521.68
Project execution against funding received	97 %

Note: A revision has been made to Year 2 total expenditure after a routine reconciliation of the PEUMP Project transactions in the banner system from Year 1 to Year 3. The total direct expenditure for Year 2 now stands at EUR\$574,067.03 with indirect cost standing at EUR\$40,184.69. The total revised eligible cost for Year 2 is EUR\$614,251.72

Signed for and on behalf of USP by its duly authorised officer.



Date: 02 November 2021



School of
Agriculture, Geography,
Environment, Ocean and
Natural Sciences

The University of the South Pacific,
Laucala Campus, Private Mail Bag,
Suva, Fiji

Tel: (679) 323 2416
Email: prasad_su@usp.ac.fj
www.usp.ac.fj

MANAGEMENT DECLARATION BY UNIVERSITY OF THE SOUTH PACIFIC (USP)

On behalf of USP, we confirm that in relation to the Delegation Agreement No. FED/2018/397-490, based on our judgement and on the information at my disposal, including, inter alia, the results of the organization wide audits and controls carried out, that:

The information submitted under Article 3 General Conditions of the Agreement for the financial period 1 July 2020 to 30 June 2021 is properly presented, complete and free from any material misstatements;

The expenditure was used for its intended purpose as defined in Annex I of the Agreement;

The control systems put in place give the necessary assurances that the underlying transactions were managed in accordance with the provision of this Agreement. USP performed the activities in compliance with the obligations laid down in the Agreement and applying the accounting, internal control, audit systems, procedures for procurement and apply USP Finance and Procurement policies for the award of grants.

Furthermore, we confirm that we are not aware of any undisclosed matter which could harm the interests of the European Union.

Signed for and on behalf of USP by its duly authorised officer.

A handwritten signature in blue ink, appearing to be 'S. Prasad', is written over a horizontal line.

Date: 02 November, 2021

STATEMENT OF INCOME AND EXPENDITURE FOR THE PERIOD 1 JULY 2020 TO 30 JUNE 2021

USP PEUMP REVISED COSTED WORKPLAN							
Project ID and Project Name: FED/2018/397-490 THE PACIFIC-EUROPEAN UNION MARINE PARTNERSHIP PROGRAMME (PEUMP)							
PLANNED ACTIVITIES	TOTAL Budget in EUR\$	Y1 Actual Expenditure in EUR\$	Y2 Actual Expenditure in EUR\$	Y3 Actual Expenditure in EUR\$	Total Expenditure Y1,Y2,Y3	Budget Balance- TOTAL Budget less Total Expenditure Y1,Y2,Y3	Budget Coverage Percentage - Total Expenditure Y1,Y2&Y3 over Total Budget
1. PROJECT OFFICE COSTS							
1.1) STAFF costs	1,691,789	3,599	150,490	236,266	390,355	1,301,434	23%
<u>Project management / coordination /incl. Administrative/archive and financial /procurement staff / IT support staff</u>	429,407	3,599	55,864	67,989	127,451	301,956	30%
1.1.1 Project Team Leader 100% FTE - Suva, Fiji based.	202,206	2,133	28,614	28,614	59,361	142,845	29%
1.1.2 Finance/Administration Officer 100% FTE - Suva, Fiji based.	122,057	1,465	21,587	21,587	44,638	77,419	37%
1.1.4 IT Officer 100% FTE - Suva, Fiji based.	105,144	0	5,663	17,788	23,452	81,692	22%
<u>Technical staff</u>	1,262,382	0	94,627	168,277	262,903	999,479	21%
1.1.5 Professional Development Coordinator 100% FTE - Suva, Fiji based.	153,008.00	0	0	19,373	19,373	133,635	13%
1.1.6 TVET & CPD Research Fellow 100% FTE - Suva, Fiji based.	179,176.00	0	0	10,886	10,886	168,290	6%
1.1.7 TVET & CPD Research Assistant 100% FTE - Suva, Fiji based.	71,166.00	0	13,882	18,315	32,197	38,969	45%
1.1.8 Coastal Fisheries Lecturer 100% FTE - Suva, Fiji based.	179,175.00	0	31,398	31,398	62,797	116,378	35%

1.1.9 Coastal Fisheries Research Fellow 100% FTE - Suva, Fiji based.	179,175.00	0	31,398	31,398	62,797	116,378	35%
1.1.10 Coastal Fisheries Research Assistant 100% FTE - Suva, Fiji based.	71,166.00	0	4,268	18,315	22,583	48,583	32%
1.1.11 Marine Sustainable Development Lecturer 100% FTE - Suva, Fiji based.	179,175.00	0	9,412	24,708	34,120	145,055	19%
1.1.12 Marine Sustainable Development Research Fellow 100% FTE - Suva, Fiji based.	179,175.00	0	0	0	0	179,175	0%
1.1.13 Marine Sustainable Development Research Assistant 100% FTE - Suva, Fiji based.	71,166	0	4,268	13,882	18,150	53,016	26%
1.2) Travel and subsistence	175,000	4,990	23,180	3,132	31,301	143,699	18%
1.3) Office costs	73,940	29,507	23,224	2,032	54,763	19,177	74%
<i>1.3.1 Facility maintenance (i.e.. Interior and exterior building & grounds)</i>	4,519	4,031	0	0	4,031	487	89%
<i>1.3.2 Office and IT equipment</i>	41,000	18,443	19,974	1,425	39,842	1,158	97%
<i>1.3.3 Consumables and supplies</i>	17,000	1,540	3,250	607	5,396	11,604	32%
<i>1.3.4 Project office Telecommunication</i>	4,992	1,865	0	0	1,865	3,127	37%
<i>1.3.5 Energy and water</i>	4,691	3,628	0	0	3,628	1,064	77%
<i>1.3. 6 Facility management (i.e.. Security and insurance)</i>	1,737	0	0	0	0	1,737	0%
Subtotal 1. Project Office costs	1,940,729	38,095	196,894	241,430	476,419	1,464,310	29%
2. ACTIVITY COSTS							
Activity 2.0 Project management	136,679	0	19,811	1,066	20,878	115,801	15%
2.0.1) Travel and subsistence	40,000	0	0	0	0	40,000	0%
2.0.2) Stakeholder meetings	34,179	0	1,405	0	1,405	32,774	4%

2.0.3) Communications and visibility	42,500	0	18,406	1,066	19,473	23,027	46%
2.0.4) IT Support	20,000	0	0	0	0	20,000	0%
Activity 2.1 Comprehensive needs and gap analysis	50,000	65,018	0	0	65,018	-15,018	130%
2.1.1) Consultancy/professional services contract	50,000	65,018	0	0	65,018	-15,018	130%
Activity 2.2 Accreditation and delivery of existing TVET courses	616,000	21,873	112,431	98,918	233,221	382,779	38%
2.2.1) Venue & facility hire (USP countries)	21,250	0	406	2,130	2,536	18,714	12%
2.2.2) Venue & facility hire (non USP countries)	17,000	0	0	0	0	17,000	0%
2.2.3) Financial support to third party - National Certificate course fees support/scholarship (x150)	252,600	21,873	60,835	62,116	144,823	107,777	57%
2.2.4) Consultancy/professional service contracts	50,000	0	0	16,000	16,000	34,000	32%
2.2.5) Technical equipment and supplies	86,250	0	0	0	0	86,250	0%
2.2.6) Travel and subsistence	178,900	0	51,190	18,672	69,862	109,038	39%
2.2.7) IT Support	10,000	0	0	0	0	10,000	0%
Activity 2.3 Design of continuing professional development and career pathways	327,175	22,293	13,513	99,511	135,317	191,858	41%
2.3.1) Consultancy/professional service contracts	40,000	22,293	0	0	22,293	17,707	56%
2.3.2) Financial support to Third parties - IMarEst annual membership fee support (x150)	35,925	0	0	0	0	35,925	0%
2.3.3) Financial support to Third parties - Workplace Development Unit fees support/scholarship (x750)	162,000	0	0	99,511	99,511	62,489	61%
2.3.4) Public events/stakeholder meetings	4,250	0	0	0	0	4,250	0%
2.3.5) Travel and subsistence	75,000	0	13,513	0	13,513	61,487	18%

2.3.6) IT Support	10,000	0	0	0	0	10,000	0%
Activity 2.4 Development and delivery of additional training courses in coastal fisheries and sustainable marine development	583,400	0	13,083	138,139	151,222	432,178	26%
2.4.1) Venue & facility hire (USP countries)	21,250	0	0	0	0	21,250	0%
2.4.2) Venue & facility hire (non USP countries)	17,000	0	0	0	0	17,000	0%
2.4.3) Financial support to third party - National Certificate course fees support/scholarship (x90)	151,560	0	0	72,446	72,446	79,114	48%
2.4.4) Consultancy/professional service contracts	70,000	0	12,996	33,783	46,779	23,221	67%
2.4.5) Technical equipment and supplies	76,250	0	0	22,598	22,598	53,652	30%
2.4.6) Massive Open Online Courses, e-learning	40,000	0	0	4,025	4,025	35,975	10%
2.4.7) Communication and visibility	20,000	0	0	2,305	2,305	17,695	12%
2.4.8) Travel and subsistence	177,340	0	87	2,983	3,070	174,270	2%
2.4.9) IT Support	10,000	0	0	0	0	10,000	0%
Activity 2.5 Applied Research	1,025,895	0	196,763	368,168	564,931	460,964	55%
2.5.1) Financial support to third party - Masters scholarships (x4)	248,415	0	29,352	102,272	131,624	116,791	53%
2.5.2) Financial support to third party - PhD Scholarships (x4)	422,480	0	108,020	77,966	185,986	236,494	44%
2.5.3) scientific equipment and laboratory supplies	170,000	0	50,967	107,917	158,884	11,116	93%
2.5.4) Travel and subsistence	95,000	0	7,676	56,331	64,007	30,993	67%
2.5.5) Community development initiative pilot trials	60,000	0	748	5,827	6,574	53,426	11%
2.5.6) Communication and visibility	20,000	0	0	17,855	17,855	2,145	89%
2.5.7) IT Support	10,000	0	0	0	0	10,000	0%

Activity 2.6 Outreach including online delivery of education and training	499,800	709	20,819	20,817	42,345	457,455	8%
2.6.1) Venue & facility hire (USP countries)	15,000	0	0	0	0	15,000	0%
2.6.2) Venue & facility hire (non USP countries)	34,000	0	0	0	0	34,000	0%
2.6.3) Consultancy/professional services contracts	45,800	0	19,478	0	19,478	26,322	43%
2.6.4) Travel and subsistence	95,000	0	472	2,029	2,500	92,500	3%
2.6.5) Conferences/Talanoa, public lecture series, events	67,000	709	869	0	1,578	65,422	2%
2.6.6) Massive Open Online Courses, e-learning	80,000	0	0	0	0	80,000	0%
2.6.7) Communication and visibility	20,000	0	0	18,789	18,789	1,211	94%
2.6.8) Community development initiatives roll-out	120,000	0	0	0	0	120,000	0%
2.6.9) IT Support	23,000	0	0	0	0	23,000	0%
Activity 2.7 Rights based and gender training	67,000	0	753	18,160	18,913	48,087	28%
2.7.1) Consultancy/professional services contract	45,000	0	0	18,160	18,160	26,840	40%
2.7.2) Stakeholder meetings/workshops	10,000	0	753	0	753	9,247	8%
2.7.3) Communications and visibility	12,000	0	0	0	0	12,000	0%
Subtotal 2. Activity costs	3,305,949	109,893	377,173	744,780	1,231,846	2,074,103	37%
Subtotal Direct costs KRA 6 - USP	5,246,678	147,988	574,067	986,210	1,708,265	3,538,413	33%
Total administrative cost (max 7%)	367,267	10,359	40,185	69,035	119,579	247,689	33%
contingencies (max 5%)	100,055	0	0	0	1	100,055	0%
Total costs	5,714,000	158,347	614,252	1,055,244	1,827,844	3,886,157	32%



School of
Agriculture, Geography,
Environment, Ocean and
Natural Sciences

The University of the South Pacific,
Laulala Campus, Private Mail Bag,
Suva, Fiji

Tel: (679) 323 2416
Email: prasad_su@usp.ac.fj
www.usp.ac.fj

DISCLAIMER ON SUPPLEMENTARY INFORMATION

The supplementary information are provided as follows:

Expenditure Report by Country

Year 4 -Costed Work Plan

Year 4 Budget Summary (Budget Lines)

Signed for and on behalf of USP by its duly authorized officer.

A handwritten signature in blue ink, consisting of stylized cursive letters, likely representing the name of the authorized officer.

Date: 02 November, 2021

Expenditure by Country Report

[illegible]

[illegible]

[illegible]

[illegible]

[illegible]

[illegible]

public lecture series, events																
2.6.6) Massive Open Online Courses, e-learning	0	0	0	0	0	0	0	0	0	0	0	0	0	0	0	0
2.6.7) Communication and visibility	18,789	1253	1253	1253	1253	1253	1253	1253	1253	1253	1253	1253	1253	1253	1253	1253
2.6.8) Community development initiatives roll-out	0	0	0	0	0	0	0	0	0	0	0	0	0	0	0	0
2.6.9) IT Support	0	0	0	0	0	0	0	0	0	0	0	0	0	0	0	0
Activity 2.7 Rights based and gender training	18,160	1211	1211	1211	1211	1211	1211	1211	1211	1211	1211	1211	1211	1211	1211	1211
2.7.1) Consultancy/professional services contract	18,160	1211	1211	1211	1211	1211	1211	1211	1211	1211	1211	1211	1211	1211	1211	1211
2.7.2) Stakeholder meetings/workshops	0	0	0	0	0	0	0	0	0	0	0	0	0	0	0	0
2.7.3) Communications and visibility	0	0	0	0	0	0	0	0	0	0	0	0	0	0	0	0
Subtotal 2. Activity costs	744,780	153323	57128	37636	37636	37636	57128	37636	37636	37636	37636	37636	37636	37636	63204	37636
Subtotal Direct costs KRA 6 - USP	986,210	169418	73223	53731	53731	53731	73223	53731	53731	53731	53731	53731	53731	53731	79299	53731
	986,210	169418	73223	53731	53731	53731	73223	53731	53731	53731	53731	53731	53731	53731	79299	53731
Total administrative cost (max 7%)	69,035	11859	5126	3761	3761	3761	5126	3761	3761	3761	3761	3761	3761	3761	5551	3761
contingencies (max 5%)	0															
Total costs	1,055,244	181277	78349	57493	57493	57493	78349	57493	57493	57493	57493	57493	57493	57493	84850	57493

Year 4 Costed Work Plan

Project ID and Project Name: FED/2018/397-940 THE PACIFIC-EUROPEAN UNION MARINE PARTNERSHIP PROGRAMME (PEUMP)															
PLANNED ACTIVITIES	TOTAL Budget in EUR\$	Jul21-Jun22 Year 4 Budget Forecast	Jul	Aug	Sep	Oct	Nov	Dec	Jan	Feb	Mar	Apr	May	Jun	DESCRIPTION OF ACTIVITIES FOR YEAR 4
1. PROJECT OFFICE COSTS															
1.1) STAFF costs	1,691,789	297,005													
<u>Project management / coordination /incl. Administrative/archive and financial /procurement staff / IT support staff</u>	429,407	84,172													
1.1.1 Project Team Leader 100% FTE - Suva, Fiji based.	202,206	34,000													
Project Assistant (Admin & Finance)		8,000													Temporary Project Assistant (Finance & Admin) position – 6 months under year 4
1.1.2 Finance/Administration Officer 100% FTE - Suva, Fiji based.	122,057	21,587													
1.1.4 IT Officer 100% FTE - Suva, Fiji based.	105,144	4,585													IT Officer resigned in June 2021.

IT Assistant		8,000													<i>Position of IT officer downgrade to IT Assistant</i>
Communications Assistant		8,000													<i>Position of IT officer downgrade to include new Communications Assistant position</i>
<u>Technical staff</u>	1,262,382	212,833													
1.1.5 Professional Development Coordinator 100% FTE - Suva, Fiji based.	153,008.00	24,925													
1.1.6 TVET & CPD Research Fellow 100% FTE - Suva, Fiji based.	179,176.00	7,980													<i>Research Fellow TVET/CPD resigned in June 2021. Position of Research Fellow TVET/CPD proposed for downgrade to 2 Course Developer/Trainer positions from same budget line 1.1.6 to support direction of project towards development and delivery of training programmes.</i>
Course Developer/Trainer		10,636													<i>Course Developer 1 proposed from redundant Research Fellow TVET</i>
Course Developer/Trainer		10,636													<i>Course Developer 2 proposed from redundant Research Fellow TVET</i>
1.1.7 TVET & CPD Research Assistant 100% FTE - Suva, Fiji based.	71,166.00	13,882													
1.1.8 Coastal Fisheries Lecturer 100% FTE - Suva, Fiji based.	179,175.00	31,398													
1.1.9 Coastal Fisheries Research Fellow 100% FTE - Suva, Fiji based.	179,175.00	31,398													<i>To commence remotely in October 2021.</i>

[illegible]

Subtotal 1. Project Office costs	1,940,729	317,882													
2. ACTIVITY COSTS															
Activity 2.0 Project management	136,679	13,616													<i>Provide support for management and visibility of KRA6 implementation</i>
2.0.1) Travel and subsistence	40,000														
2.0.2) Stakeholder meetings	34,179														<i>Support for any meetings held in Fiji -stakeholder travel to Fiji</i>
2.0.3) Communications and visibility	42,500	13,116													<i>Comms & visibility consultancy and project merchandise for trainings</i>
2.0.4) IT Support	20,000	500													<i>Ongoing support of IT related activities</i>
Activity 2.1 Comprehensive needs and gap analysis	50,000														Activity completed
2.1.1) Consultancy/professional services contract	50,000														
Activity 2.2 Accreditation and delivery of existing TVET courses	616,000	120,270													<i>Continued delivery of existing TVET programmes including the newly reviewed Resilience training programme</i>
2.2.1) Venue & facility hire (USP countries)	21,250	1,500													
2.2.2) Venue & facility hire (non USP countries)	17,000														
2.2.3) Financial support to third party - National	252,600	95,770													<i>Online cohorts of Diploma in Project Management; Cert IV in Training &</i>

[illegible]

2.3.6) IT Support	10,000	1,000													Support for Survey Monkey for Tracer Studies
Activity 2.4 Development and delivery of additional training courses in coastal fisheries and sustainable marine development	583,400	161,304													Development of additional training courses and delivery of these courses - consultancies to support development and delivery; technical equipment and supplies to support delivery; communications and visibility products to showcase new training courses.
2.4.1) Venue & facility hire (USP countries)	21,250	10,000													venue hire for trainings
2.4.2) Venue & facility hire (non USP countries)	17,000														
2.4.3) Financial support to third party - National Certificate course fees support/scholarship (x90)	151,560	24,105													VCA Pilot Training of Trainers; Online professional courses
2.4.4) Consultancy/professional service contracts	70,000	40,000													Consultancies for Programme Developer Tropical Aquaculture, VCA development and TOT; Community-based marine management tools,
2.4.5) Technical equipment and supplies	76,250	10,199													Supplies for VCA Trainings
2.4.6) Massive Open Online Courses, e-learning	40,000	30,000													Professional contracts for development of MOOC courses Gender and Environment and SDG14
2.4.7) Communication and visibility	20,000	10,000													Visibility of new course development
2.4.8) Travel and subsistence	177,340	35,000													VCA Pilot Training of Trainers;

2.4.9) IT Support	10,000	2,000													Support for IT related activities
Activity 2.5 Applied Research	1,025,895	252,560													Continued support for Master's and PhD research students; pilot research studies for priority national commodities for Fiji (Lobster, Coconut crabs, Octopus)
2.5.1) Financial support to third party - Masters scholarships (x4)	248,415	74,888													Support for 4-Master's students;
2.5.2) Financial support to third party - PhD Scholarships (x4)	422,480	139,672													Support for 4-PhD' candidates.
2.5.3) scientific equipment and laboratory supplies	170,000	5,000													Support fieldwork research
2.5.4) Travel and subsistence	95,000	10,000													Support for fieldwork research - travel to sites.
2.5.5) Community development initiative pilot trials	60,000	10,000													Support pilot researches by staff
2.5.6) Communication and visibility	20,000	12,000													Visibility of research activities and outputs- cover costs for journal publications
2.5.7) IT Support	10,000	1,000													
Activity 2.6 Outreach including online delivery of education and training	499,800	79,000													Support for the development of MOOC courses; rollout of baseline research initiatives; Talanoa and public lecture series; Visibility of KRA6 women researchers and scholarship recipients
2.6.1) Venue & facility hire (USP countries)	15,000	3,000													Venue hire for talanoa and events

2.6.2) Venue & facility hire (non USP countries)	34,000															
2.6.3) Consultancy/professional services contracts	45,800	20,000														Consultancies to support the online design of new training programmes; in-country trainers; Documentary consultancy
2.6.4) Travel and subsistence	95,000	10,000														Travel and subsistence for in-country events
2.6.5) Conferences/Talanoa, public lecture series, events	67,000	5,000														Talanoa event; Public lecture series to be launched
2.6.6) Massive Open Online Courses, e-learning	80,000	22,000														Consultancies to support MOOC course development (linked to 2.4.6);
2.6.7) Communication and visibility	20,000	7,000														Merchandise/knowledge products to assist in promoting outreach activities/visibility
2.6.8) Community development initiatives roll-out	120,000	10,000														Rollout of coconut crab baseline studies
2.6.9) IT Support	23,000	2,000														
Activity 2.7 Rights based and gender training	67,000	31,000														Finalization and delivery of Gender & Environment postgraduate course; Follow-up session on Gender awareness training; Profile of KRA6 Women Researchers
2.7.1) Consultancy/professional services contract	45,000	25,000														Support development and delivery of Gender and Environment postgrad course
2.7.2) Stakeholder meetings/workshops	10,000	1,000														A follow up training to year 3 training on People-Centred Approaches to Fisheries Development

[illegible]

Year 4 Forecast Summary – Budget Line

Project ID and Project Name: FED/2018/397-490 THE PACIFIC-EUROPEAN UNION MARINE PARTNERSHIP PROGRAMME (PEUMP)	
PLANNED ACTIVITIES	Jul21-Jun22 Year 4 Budget Forecast
1. PROJECT OFFICE COSTS	
1.1) STAFF costs	297,005
<u>Project management / coordination /incl. Administrative/archive and financial /procurement staff / IT support staff</u>	84,172
1.2) Travel and subsistence	10,000
1.3) Office costs	26,877
Subtotal 1. Project Office costs	333,882
2. ACTIVITY COSTS	
Activity 2.0 Project management	13,616
Activity 2.1 Comprehensive needs and gap analysis	0
Activity 2.2 Accreditation and delivery of existing TVET courses	119,270
Activity 2.3 Design of continuing professional development and career pathways	105,808
Activity 2.4 Development and delivery of additional training courses in coastal fisheries and sustainable marine development	161,304
Activity 2.5 Applied Research	252,560
Activity 2.6 Outreach including online delivery of education and training	79,000
Activity 2.7 Rights based and gender training	31,000
Subtotal 2. Activity costs	762,558
Subtotal Direct costs KRA 6 - USP	1,096,440
Total administrative cost (max 7%)	76,751
contingencies (max 5%)	0
Total costs	1,173,191



EUROPEAN UNION



Sweden
Sverige



PEUMP

Pacific-European Union Marine Partnership Programme



USP
THE UNIVERSITY OF THE
SOUTH PACIFIC